



CLEVELAND BROWNS

2018 MEDIA GUIDE



BROWNS SEASON SCHEDULE

2018

PRESEASON

THU · AUG 09	at New York Giants	7:00 PM
FRI · AUG 17	vs BUFFALO BILLS	7:30 PM
THU · AUG 23	vs PHILADELPHIA EAGLES	8:00 PM
THU · AUG 30	at Detroit Lions	7:00 PM

REGULAR SEASON

SUN · SEP 09	vs PITTSBURGH STEELERS	1:00 PM
SUN · SEP 16	at New Orleans Saints	1:00 PM
THU · SEP 20	vs NEW YORK JETS	8:20 PM
SUN · SEP 30	at Oakland Raiders	4:05 PM
SUN · OCT 07	vs BALTIMORE RAVENS	1:00 PM
SUN · OCT 14	vs LOS ANGELES CHARGERS	1:00 PM
SUN · OCT 21	at Tampa Bay Buccaneers	1:00 PM
SUN · OCT 28	at Pittsburgh Steelers	1:00 PM
SUN · NOV 04	vs KANSAS CITY CHIEFS	1:00 PM
SUN · NOV 11	vs ATLANTA FALCONS	1:00 PM
SUN · NOV 18	BYE WEEK	
SUN · NOV 25	at Cincinnati Bengals	1:00 PM
SUN · DEC 02	at Houston Texans	1:00 PM
SUN · DEC 09	vs CAROLINA PANTHERS	1:00 PM
SAT · DEC 15	at Denver Broncos	TBD
SUN · DEC 23	vs CINCINNATI BENGALS	1:00 PM
SUN · DEC 30	at Baltimore Ravens	1:00 PM

HOME | AWAY


ALL TIMES EASTERN | TIMES SUBJECT TO CHANGE


ALL GAMES BROADCAST ON THE UNIVERSITY HOSPITALS CLEVELAND BROWNS RADIO NETWORK

TICKETS: 440.824.3434 · CLEVELANDBROWNS.COM

 @BROWNS

 /CLEVELANDBROWNS

 @CLEVELANDBROWNS

 OFFICIALBROWNS

INDEX

A	
All-League Selections.....	280
Attendance, All-Time.....	404
Assistant Coaches (1946-95, 1999-2017).....	202
Award Winners, NFL.....	278-279
Award Winners, Team.....	282
B	
Biographies	
Coaching Staff.....	28-60
Draft Choices, 2017.....	234-243
Football Support Staff.....	74-79
Front Office.....	17-27
Player Personnel.....	61-73
Undrafted and First-Year Free Agents.....	244-254
Veterans.....	92-233
Browns Give Back.....	2-13
C	
Complex, Browns Training and Administrative.....	451
D	
Directory, Browns Staff.....	14-16
Draft	
Choices, All-Time.....	303-312
Choices, by College.....	313
1999 Expansion.....	314
F	
FirstEnergy Stadium.....	448-450
Free Agency, (1993-95, 1999-2018).....	314-315
Free Agents, "Plan B" (1989-92).....	315
H	
Hall of Fame, Browns in.....	274-277
History, Browns.....	270-271
L	
Legends, Cleveland Browns.....	273
Longest Plays, Browns History.....	410
N	
Numbers	
Jersey, All-Time.....	294-301
Retired Uniform.....	272
O	
Overtime, Browns in.....	327-328
P	
Prime Time, Browns on.....	329
Pro Bowl Selections	
By Player.....	281
By Year.....	280
Pronunciation Guide.....	225

TEAM INFORMATION

CLEVELAND BROWNS TRAINING AND ADMINISTRATIVE COMPLEX

76 Lou Groza Boulevard
Berea, Ohio 44017
(440) 891-5000

FIRSTENERGY STADIUM

100 Alfred Lerner Way
Cleveland, Ohio 44114
(440) 891-5001

CLEVELAND BROWNS TICKET OFFICE

FirstEnergy Stadium
100 Alfred Lerner Way
Cleveland, Ohio 44114
(440) 891-5050
(888) 891-1999 (toll free)

R

Ranking by Yards (Since 1971).....	327	
Records		
100-Yard Receiving Games.....	444-446	
100-Yard Rushing Games.....	439-441	
300-Yard Passing Games.....	442-443	
Head Coaches'		
Individual.....	411-417	
Opponents' Single-Game.....	427-428	
Rookie.....	424-426	
Team.....	417-424	
Results		
Opponents, All-Time, Game-by-Game.....	319-326	
Opponents, All-Time, Overall.....	326	
Playoff.....	403	
Preseason, All-Time.....		331-334
Regular Season, All-Time.....	335-401	
Year-by-Year.....	402	
Ring of Honor.....	273	
Rosters		
All-Time.....	283-293	
Alphabetical, 2018.....	90	
Numerical, 2018.....	91	

S

Shutouts, All-Time.....	330
Staff, Browns.....	80-88
Standings, 2017 NFL Final.....	256
Statistics, Final, 2017.....	257-260
Summaries, 2017 Week-By-Week.....	261-268

T

Team Information.....	1
Top 10	
Career.....	406-407
Game Performances.....	409
Seasons.....	408
Trade History (1999-2018).....	316-318
Training Camp History.....	451

Y

Year-By-Year Leaders.....	429-438
---------------------------	---------

CLEVELAND BROWNS PRO SHOP

(440) 824-3427
(877) 746-8326 (toll free)

TICKET SALES

(440) 824-3434

FAN SQUAD

(440) 824-6284

BROWNS GIVE BACK



EARN YOUR STRIPES

THE CLEVELAND BROWNS
GIVE BACK
TO NORTHEAST OHIO
WITH A COMMITMENT TO
EDUCATION AND YOUTH FOOTBALL
WHILE ENGAGING THE
COMMUNITY THROUGH THE
SIGNATURE **FIRST AND TEN**
VOLUNTEER MOVEMENT.

THE BROWNS HAVE UNIFIED AND STREAMLINED THEIR MANY PHILANTHROPIC EFFORTS THROUGHOUT NORTHEAST OHIO THROUGH
“BROWNS GIVE BACK”

Giving back to Northeast Ohio is a core value of the Cleveland Browns organization, and Browns Give Back creates a measurable, thoughtful and impactful approach to enrich the communities in which we live, work and play through financial contributions and service projects.

The Browns' philanthropic efforts through the Cleveland Browns Foundation, Community Relations and personal giving from Dee and Jimmy Haslam, coaches, players and the rest of the Browns organization are unified together under the Browns Give Back platform. The target of these endeavors is devoted to three focus areas: **EDUCATION**, **YOUTH FOOTBALL** and the team's signature **FIRST AND TEN** volunteer initiative.

“As stewards of this franchise we recognize the platform our organization has to unify Northeast Ohio in so many ways,” said Cleveland Browns Owners Dee and Jimmy Haslam. “We take great pride in the responsibility of every member of our organization to positively impact this community which has provided an incredible amount of support during our time in Cleveland. Our Browns Give Back initiative is keenly focused through a streamlined approach on areas that we feel can improve the lives of children while engaging our community and inspiring others to get out and make an impact by volunteering their time to a cause.”

The Browns are focusing on education and youth football because children represent the future of our city. When the children of Northeast Ohio succeed and accomplish their goals on their way to becoming adults, everyone in the area, including the Browns, benefits and wins. The same goes for volunteerism, which is encouraged and amplified through First and Ten, not only locally but in the cities in which our fans and teammates live.

@ BrownsGiveBack



LEARN MORE AT CLEVELANDBROWNS.COM/BROWNSGIVEBACK

BROWNS GIVE BACK - EDUCATION

Education is a core focus area of Browns Give Back, and the organization has identified three areas of impact - **school attendance, early learning and college and career readiness**. Browns Give Back strategically provides grants and other resources to local non-profits to help identify opportunities, remove barriers and provide support for students to empower them for a lifetime of independence and success.

DID YOU
KNOW?

Browns Give Back impacted the education of more than **50,000** young lives through direct program support last year

SCHOOL ATTENDANCE = STUDENT ACHIEVEMENT



Removing Barriers to School Attendance:

Browns Give Back works to reduce absences by removing barriers through proactive, positive and problem-solving strategies:

- *Delivering basic apparel, school uniforms and school supplies to students in need*
- *Making high-quality preschool accessible to low and moderate income families*
- *Providing life coaches to mentor students in academics, attendance, behavior and social/emotional development*
- *Awarding scholarships to open doors for low-income and first-generation students*

Promoting a Culture of Strong Attendance:

Working together to increase awareness and encourage students/families to make education a priority through...

- *Using attendance data to reach at-risk students*
- *Incentivizing and rewarding students with Browns player visits, tickets and autographed items*
- *Starting good attendance habits early and encouraging preschool students and families to make every day count*
- *Reward lunches, pop-up parties and field trips*
- *Billboards, yard signs and calls to families*



Cleveland students with on-track attendance are 34 percent more likely to graduate high school



BROWNS GIVE BACK - EDUCATION

GET 2 SCHOOL. YOU CAN MAKE IT!

Browns Give Back is the signature partner for the Cleveland Metropolitan School District's (CMSD) "Get to School. You Can Make It!" attendance campaign, which works to remove the barriers of students being chronically absent from school. Studies show that even missing 10 days of school has a significant, negative impact on test scores and graduation rates.

3,200+ STUDENTS

The "Get 2 School. You Can Make It!" campaign has surpassed its goal each of the past three years, resulting in more than 3,200 students with improved attendance. Those students are now on-track, setting them up for long-term academic success.

FIVE FOOTBALL FIELDS

Research indicates that athletics positively influence student academic achievement and the Browns installed five synthetic turf fields in Cleveland for CMSD to increase student and community engagement.



SPECIAL TEAMS PACKAGES

In an effort to improve school attendance, Shoes and Clothes for Kids (SC4K) and Browns Give Back teamed up to provide clothes and school uniforms to Cleveland Metropolitan School District (CMSD) students experiencing severe economic hardship. *Special Teams Packages* provide a quick, customized delivery of three school uniforms, one casual outfit, socks, underwear and a shoe gift card to students in need.

6,000 CLOTHING PACKAGES

Through the Special Teams Packages program, 6,000 clothing packages will be delivered to CMSD students facing economic hardship to help address a lack of uniforms or suitable clothing as a barrier to attending school.



Students' attendance increased by 3-24 percent the month after receiving a Special Teams Package

EARLY LEARNING:

PRESENT FOR BRAIN BUILDING

Good school attendance habits start in preschool. Browns Give Back and The Centers for Families and Children partnered to launch the *Present for Brain Building* initiative in 13 preschool sites across Cleveland to focus on student attendance. The initiative will track and use attendance data to incentivize families and children to identify barriers that keep children from attending preschool.



90%

of a child's brain develops within the first 2,000 days of life



DID YOU KNOW?

Preschool and kindergarten students who are chronically absent are more likely to repeat a grade in elementary school.

UNIVERSAL PRE-KINDERGARTEN

Cuyahoga County's *Universal Pre-Kindergarten* (UPK) program helps make high-quality pre-school accessible to low and moderate income families, while improving school readiness among disadvantaged children. Browns Give Back is proud to support the community-wide effort to expand high-quality pre-school to 40 children by investing in Glenville Early Learning Center.



55%

Disadvantaged children enrolled in UPK programs show a 55-percent improvement in school readiness skills



36%

Children enrolled in a UPK program are 36 percent more likely to pass third grade reading proficiency tests



COLLEGE AND CAREER READINESS:

MARION MOTLEY SCHOLARSHIP

Browns Give Back, in partnership with College Now Greater Cleveland, annually awards two local high school students with a *Marion Motley Scholarship*. The scholarship targets low-income, first generation students to help them pursue their dreams.



of Marion Motley Scholarship recipients are on track to graduate in six years, significantly surpassing the 26 percent national average among comparable demographics

\$260,000

in scholarship money has been awarded through the Marion Motley Scholarship



LIFE COACHES

Browns Give Back provides support for the Ginn Academy *Life Coaches* program. Ginn Academy is the only all-male public high school in Ohio and aims to educate the whole child. Through the *Life Coaches* program, students receive a 24/7 mentor who help address students needs of academics, attendance, behavior and social/emotional development.



graduation rate



of students are pursuing post-secondary education



BROWNS GIVE BACK - YOUTH FOOTBALL



CLEVELAND BROWNS FIELD PROJECTS

As part of the Browns' dedication to education, youth and high school football and Cleveland, Dee and Jimmy Haslam and the Browns organization announced in May 2016 the commitment to provide five Cleveland Metropolitan School District (CMSD) fields with high-quality synthetic turf over a two-year span. During the community impact project's planning stages, CMSD identified five fields that would provide the most significant results throughout the city. Three fields - Roye Kidd Field, James F. Rhodes Field and Bump Taylor - were completed for the start of the 2016 high school football season, while John Adams Field and John Marshall Field completed construction in fall 2017.

The Senate League fields, available to all CMSD schools, are lined to accommodate multiple sports to offer more students opportunities to benefit from the upgraded playing surfaces. Through the project, the Cleveland Munny League, CMSD physical education classes and local community members will now receive additional access to the fields, given many time limitations related to grass field maintenance have been eliminated with the implementation of synthetic turf.

In 2018, the Browns are furthering their commitment by helping provide two new high school fields - one at Toledo's Roy C. Start High School and one at Lorain High School's George Daniel Field.



SINCE MAKING CLEVELAND OUR HOME, WE HAVE FOCUSED ON IMPROVING FOOTBALL AND EDUCATION FOR THE ENTIRE REGION. BY INSTALLING THESE FIVE SYNTHETIC TURF FIELDS WITHIN CMSD, WE ARE ABLE TO COMBINE THOSE TWO PASSIONS TO GIVE OUR YOUTH, SCHOOLS AND COMMUNITIES YEAR-ROUND ACCESS TO THE RESOURCES THEY DESERVE.

- DEE & JIMMY HASLAM



LEGENDS CLINIC

With the Browns new fields throughout Cleveland, new opportunities to play football have been created. In Summer 2018, the Browns introduced the Cleveland Browns Legends Clinic.

Throughout the event, Browns alumni serving as Play Football Ambassadors and high school coaches offered tips and hands-on instruction, including lectures, fundamental football skills stations, contests, and non-contact games in a high-energy, fun, and positive environment.

ROOKIE TACKLE FOOTBALL

Launched in 2017, the Browns and local youth football organizations across the country are hosting USA Football Rookie Tackle programs to further introduce and evaluate the new education and skills-progression focused version of the sport.

USA Football's Rookie Tackle was created to provide a playing structure and format to serve as a youth football development bridge between flag football and 11-player tackle. In line with other sports' models, Rookie Tackle offers young participants an opportunity to be introduced to or progressively learn more about football fundamentals, strategy and the game itself prior to advancing to full 11-on-11, 100-yard competition that is equivalent to the high school, collegiate and professional ranks.

The Cleveland Browns were the first NFL team to help coordinate USA Football's "modified tackle" football scrimmages and a Rookie Tackle pilot league within their home market as the two organizations continue their partnership and dedication to advance youth players' enjoyment of playing the country's most popular sport.

To help educate coaches, the Browns hosted a free Rookie Tackle Coaches Clinic at FirstEnergy Stadium, led by legendary St. Ignatius Head Football Coach and Browns Youth Football Ambassador Chuck Kyle. During the clinic, new and existing programs learned about the USA Football American Development Model, 7 on 7 Rookie Tackle Coaching Techniques, on field set up and more.



BROWNS GIVE BACK - YOUTH FOOTBALL



DETAILS ON ROOKIE TACKLE

Designed for 7-on-7 competition but may also accommodate six to eight players per team

A smaller playing field of 40 yards-by-35 yards, allowing for two games to be played at the same time

Each team is allowed one coach in the huddle at all times to help instruct players

Each individual player learns of offensive and defensive positions, as well as at least one position inside and outside of the tackles (i.e., a line position and a skill position, no matter player's individual size)

Players required to rotate positions to help gain a comprehensive understanding of the sport's fundamentals

All players, including linemen, begin each play in a two-point stance

No special teams plays, including punts, kickoffs or field goals

LEARN MORE AT

WWW.CLEVELANDROOKIETACKLE.COM

ROOKIE TACKLE
LEAGUE

USA FOOTBALL
AMERICAN DEVELOPMENT MODEL

FLAG FOOTBALL ▶ ROOKIE TACKLE FOOTBALL ▶ 11-PLAYER TACKLE FOOTBALL

BROWNS GIVE BACK - YOUTH FOOTBALL

HELMETS PROGRAM

HELMETS, in association with Ohio Lottery, University Hospitals and Xenith, aims to advance player safety by awarding an eligible Ohio area high school football program with \$25,000 in new Xenith football helmets. As a prerequisite, programs must commit to enhancing player health and safety by enrolling in USA Football's medically endorsed Heads Up Football® program, which offers certification clinics to educate coaches about concussion recognition and response protocols, proper equipment fitting, shoulder tackling, heads up blocking, heat emergency preparedness and hydration and sudden cardiac arrest.



TO ENTER YOUR SCHOOL AND TO LEARN MORE, VISIT WWW.CLEVELANDBROWNS.COM/HELMETS

HIGH SCHOOL GAME OF THE WEEK

The Cleveland Browns High School Game of the Week (HSGOTW) returns this fall for the ninth consecutive year, with Lake Erie College of Osteopathic Medicine (LECOM) returning as the program's associate partner. Since the program began, nearly eight million votes have been submitted for weekly matchups posted on ClevelandBrowns.com, making the Game of the Week page one of the most visited pages on ClevelandBrowns.com. Last season, 14 programs won \$1,500, while Bay High School's Ron Rutt received an additional \$3,000 for the Rockets football program after being named the Cleveland Browns High School Coach of the Year.



OFFICIAL YOUTH & HIGH SCHOOL FOOTBALL ACCOUNT FOR THE CLEVELAND BROWNS.
STAY UP TO DATE ON ALL YOUTH & HIGH SCHOOL FOOTBALL PROGRAMMING THROUGHOUT THE YEAR.



@BrownsYouthFB

VISIT CLEVELANDBROWNS.COM/BROWNSGIVEBACK

TO SEE HOW THE CLEVELAND BROWNS GIVE BACK TO NORTHEAST OHIO WITH A COMMITMENT TO EDUCATION AND YOUTH FOOTBALL WHILE ENGAGING THE COMMUNITY THROUGH THE SIGNATURE FIRST AND TEN VOLUNTEER MOVEMENT.

GIVE TEN HOURS



FIRST AND TEN

HELP YOUR COMMUNITY

TAKE THE PLEDGE

Pledge individually or as a group! Friends, family, classmates and teammates can help communities globally. This is your commitment to #give10 hours by volunteering in the community.

WEAR YOUR ORANGE WRISTBAND

Wear your #give10 wristband as a constant reminder to make a difference in your community.



SHARE YOUR STORIES

Use #give10 to unite with the Browns and the team's fans. Fans who share their stories and photos are highlighted on ClevelandBrowns.com throughout the year and inspire others to volunteer.

COMMUNITY PARTNERS

- American Cancer Society
- American Red Cross
- USA Football
- USD of Northern Ohio
- Providence House
- United Way of Greater Cleveland
- Achievement Centers for Children
- Greater Cleveland Food Bank
- The Centers for Families and Children
- Greater Cleveland Sports Commission
- American Heart Association

#give10

@ BrownsGiveBack



LEARN MORE AT CLEVELANDBROWNS.COM/BROWNSGIVEBACK

MORE THAN 2 MILLION VOLUNTEER HOURS HAVE BEEN PLEDGED THROUGH FIRST AND TEN SINCE 2014

BROWNS GIVE BACK - VOLUNTEERING

4TH ANNIVERSARY CELEBRATED IN JUNE 2018, NEARLY 2 MILLION HOURS HAVE BEEN PLEDGED!



DID YOU KNOW? The Browns hosted the Second Neighborhood Equality and Unity Summit that joined CMSD students, police and safety forces and Browns players at FirstEnergy Stadium in 2018, continuing meaningful conversations from the first session in fall 2017.



BROWNS GIVE BACK - VOLUNTEERING

IN ONE DAY, APPROXIMATELY 426 VOLUNTEER HOURS WERE CONTRIBUTED BY 136 BROWNS STAFF MEMBERS AND PLAYERS DURING THE 2018 BROWNS GIVE BACK SUMMER VOLUNTEER BLITZ.



#GIVE10



STAFF DIRECTORY

MANAGEMENT

Dee Haslam	Owner
Jimmy Haslam	Owner
JW Johnson	Executive Vice President
John Dorsey	General Manager
Paul DePodesta	Chief Strategy Officer
David Jenkins	Executive Vice President, Chief Operating Officer
Dave Freeman	Senior Vice President, Marketing & Media
Peter John-Baptiste	Senior Vice President, Communications
Mike Nikolaus	Senior Vice President, Chief Human Resources Officer
Renee Harvey	Vice President, Cleveland Browns Foundation
Jim Brown	Special Advisor
Katie Murphy	Director, Ownership Operations
Will Black	Coordinator, Ownership Operations

COACHING

Hue Jackson	Head Coach
Gregg Williams	Defensive Coordinator
Todd Haley	Offensive Coordinator
Amos Jones	Special Teams Coordinator
Freddie Kitchens	Associate Head Coach/Running Backs
Brian Braswell	Offensive Quality Control
Josh Christovich	Strength & Conditioning Assistant/ Sports Scientist
Ken Delgado	Assistant Defensive Line
Montgomery Gibson	Strength & Conditioning Assistant
Adam Henry	Wide Receivers
Mark Hutson	Assistant Offensive Line
Larry Jackson	Director, Strength & Conditioning
Dale Jones	Strength & Conditioning Assistant
Scott Kaniecki	Defensive Quality Control
Jerod Kruse	Assistant Defensive Backs/Safeties
Evan Marcus	Strength & Conditioning Assistant
Eric Sanders	Defensive Quality Control
Al Saunders	Senior Offensive Assistant
Bob Saunders	Offensive Quality Control/ Assistant Wide Receivers
Greg Seamon	Tight Ends
Sam Shade	Special Teams Assistant
Clyde Simmons	Defensive Line
DeWayne Walker	Defensive Backs
Blake Williams	Linebackers
Bob Wylie	Offensive Line
Ken Zampese	Quarterbacks
Theresa Dunham	Executive Assistant

PLAYER PERSONNEL

Eliot Wolf	Assistant General Manager
Andrew Berry	Vice President, Player Personnel
Chris Cooper	Vice President, Football Administration
Alonzo Highsmith	Vice President, Player Personnel
Ken Kovash	Vice President, Player Personnel
Mike Cetta	Director, Scouting
Seth Hooker	Director, Football Information Systems

Steve Malin	Director, College Scouting
Kevin Meers	Director, Research and Strategy
Dan Saganev	Director, Pro Scouting
Glenn Cook	Assistant Director, Scouting
Andrew Healy	Senior Strategist for Player Personnel
Bradley DeAngelis	Software Developer
Dave Giuliani	Football Research Analyst
Aditya Krishnan	Football Research Analyst
Brandon Sosna	Salary Cap & Contract Analyst
Bryant Swindle	Player Personnel Assistant
Dan Zegers	Personnel Coordinator
Zach Zelinsky	Software Developer
Adam Al-Khayyal	Scout
Zach Ayers	Scout
Colton Chapple	Scout
Josh Cox	Scout
Sam DeLuca	Scout
Matt Donahoe	Scout
Branden Francis	Scout
Gerald McCully	Scout
Jimmy Noel	Scout
Max Paulus	Scout
Scott DiBenedetto	Scouting Assistant
Tosan Eyetsemitan	Scouting Assistant
Tyler Hamblin	Scouting Assistant
Dax Nollenberger	Scouting Assistant
Thomas Pack	Scouting Assistant
Michael Romanella	Scouting Assistant
Zach Wigmore	Scouting Assistant

FOOTBALL SUPPORT

TRAINING & MEDICAL

Joe Sheehan	Vice President, Player Health and Development
Shone Gipson	Assistant Head Athletic Trainer
Pat Rock	Assistant Athletic Trainer
Anthony Trem	Physical Therapist
Justin Su'a	Mental Skills Coach
Gordon Williams	Assistant Athletic Trainer

EQUIPMENT

Brad Melland	Head Equipment Manager
Jeff Inderhees	Assistant Equipment Manager
Jim McLaughlin	Assistant Equipment Manager
Kory Gillissie	Equipment Assistant

PLAYER ENGAGEMENT

Ron Brewer	Manager, Player Engagement
------------	----------------------------

VIDEO

Rob Pavlas	Video Director
Ricky Palmer	Assistant Video Director
Ben Lawson	Video Assistant

FOOTBALL OPERATIONS

FOOTBALL OPERATIONS

Phil Dangerfield	Vice President, Operations
Simon Gelan	Director, Football Operations

STAFF DIRECTORY

GROUNDS

Chris Powell	Head Groundskeeper
Neal Pate	Stadium Field Manager
Scott Springer	Grounds Supervisor
Andrew Bossard	Assistant Groundskeeper
Russell Horn	Assistant Groundskeeper
Jeff Witt	Assistant Groundskeeper

SECURITY

John Frain	Director, Security
John Boykin	Manager, Berea Security

CLEVELAND BROWNS FOUNDATION

Cecilia Kaltz	Manager, Cleveland Browns Foundation
---------------	--------------------------------------

FAN & BRAND DEVELOPMENT

Jen Leister	Manager, Marketing
-------------	--------------------

CREATIVE SERVICES

Chris Modarelli	Director, Creative Services
Mark Podolak	Art Director
Darren Zavarella	Graphic Designer

DIGITAL MEDIA

Jeremy Zimmer	Senior Director, Digital Media
Leah Archual	Manager, Digital Media
Keely McKenzie	Coordinator, Digital Design
Allie Raymond	Coordinator, Social Media

CONTENT & PRODUCTION

Sara Kornokovich	Director, Content & Production
Paul Taylor	Supervising Producer
Jeff McDaniel	Producer
Anthony Baucio	Associate Producer
Nich Beesley	Associate Producer
Rob Conroy	Associate Producer
Keith Mollohan	Associate Producer

SCOREBOARD OPERATIONS

Kyle Millen	Director, Scoreboard Operations
Rich Hanchette	Motion Graphic Artist
Renee Arko	Coordinator, Scoreboard Operations
Sean Olivier	Coordinator, Scoreboard Operations

WRITTEN AND RADIO

Nathan Zegura	Senior Media Broadcaster
Andrew Gribble	Senior Staff Writer
Jason Gibbs	Radio Producer
Patrick Maks	Staff Writer

FAN EXPERIENCE & SPECIAL EVENTS

Carlos Oseguera	Senior Director, Fan Experience & Special Events
Corey Kinder	Manager, Fan Experience & Special Events
Megan Rock	Manager, Fan Experience & Special Events
Shelby O'Brien	Coordinator, Fan Experience & Special Events

ALUMNI

Kevin Mack	Alumni Relations
------------	------------------

COMMUNITY RELATIONS

Jenner Tekancic	Vice President, Community Relations
Darrell Taylor	Manager, Youth Football
Brittany Young	Manager, Community Relations
Cariema Wood	Coordinator, Community Relations & Alumni

COMMUNICATIONS

Dan Murphy	Senior Manager, Communications
Rob McBurnett	Senior Manager, Communications
Mike Annarella	Coordinator, Communications

ADMINISTRATION

ADMINISTRATION

Ted Tywang	Vice President, General Counsel
Marikka Pretz-Anderson	Manager, Legal Affairs
Matt Srodek	Manager, Berea Facilities
Chris Cola	Coordinator, Berea Facilities
Carol Meier	Receptionist
Casey Thompson	Coordinator, Shipping & Receiving
Dee Vega	Wellness Manager

FINANCE & ACCOUNTING

Gregory Rush	Vice President, Finance & Administration
Laurie Rice	Director, Finance
Deb Kruszynski	Manager, Travel & Compliance
Sue Majewski	Payroll Manager
Pamela Smith	Accounting Manager
Donna Podolak	Executive Assistant

BUSINESS ANALYTICS

Joe Moeller	Director, Business Analytics
Linwood Jones	Manager, Business Data Architecture
Erica Mangino	Business Data Scientist
Mark Smith	Sales & Marketing Systems Manager
Sabina Skolnik	Data Architect / Data Integrity Specialist

INFORMATION TECHNOLOGY

Brandon Covert	Director, Information Technology
Jud Covert	Support Services Manager
Pat Dorin	IT Support Specialist
Paul Knopp	IT Security Engineer
Jeffrey Patton	Network Manager
David Lowry	Network Administrator

CORPORATE PARTNERSHIPS & SUITE SALES

Nick Frasco	Senior Director, Corporate Partnerships & Suite Sales
Bridget Kakos	Director, Partnership Activation
Sean Othen	Senior Manager, Corporate Partnerships
Lindsay Strauch	Senior Manager, Partnership Activation
Vanessa Bekono	Manager, Partnership Activation
Lance Camden	Manager, Corporate Partnerships
Brent DeCoster	Manager, Corporate Partnerships
Joe Hamlin	Manager, Partnership Activation
Steve Korey	Manager, Suite Sales
Sharon Smith	Manager, Suiteholder Experience
Jessica O'Rielly	Manager, Digital & Media Sales
Nicole Willis	Manager, Partnership Activation
Marina Dieker	Coordinator, Partnership Activation
Cory Gillman	Coordinator, Partnership Activation
Kaila Lockhart	Coordinator, Partnership Activation
Emma Ryan	Coordinator, Suiteholder Experience

STAFF DIRECTORY

TICKET SALES & SERVICE

Bob Sivik	Vice President, Ticket Sales & Service
Jess Brooks	Sales Coordinator

MEMBERSHIP SERVICES

Taylor Laurer	Director, Membership Services
Zayna Ibrahim	Manager, Membership Services
Brian Gross	Senior Membership Services Representative
Brandon Schwartz	Senior Membership Services Representative
Blake Adkins	Membership Services Representative
Taylor Adrian	Membership Services Representative
Tare Beaver	Membership Services Representative
Connor Daugherty	Membership Services Representative
Samuel Grabinski	Membership Services Representative
Briana Harris	Membership Services Representative
Maximo Meggitt	Membership Services Representative
Madelyn Rossler	Membership Services Representative

PREMIUM & GROUP SALES

Nick McNeill	Manager, Premium & Group Sales
Austin Pavilack	Senior Premium Sales Representative
Joe Rizzo	Senior Premium Sales Representative
Iman Warren	Senior Group Account Executive
Zack Holt	Group Account Executive
Trevor Holway	Group Account Executive
Kelvin Long	Group Account Executive
Thomas Mason	Group Account Executive
Miguel Pimentel	Premium Sales Representative
Odari Robinson	Group Account Executive

TICKET OPERATIONS

Kacy Harmon	Director, Ticket Operations
David Lee	Senior Manager, Ticket Operations
Jason Decker	Manager, Ticket Operations
Monica Lince	Coordinator, Ticket Operations

TICKET SALES

Josh Young	Director, Ticket Sales
Mike Judge	Manager, Inside Sales
Andrew Calangelo	Account Executive
Tony Hajjar	Account Executive
Maranda Hoffman	Account Executive
Victoria Leahy	Account Executive
Nick Lubergar	Account Executive

STADIUM OPERATIONS & MAINTENANCE

STADIUM OPERATIONS

Troy Brown	Vice President, Stadium Operations
Brad Mohr	Director, Stadium Operations
Mike Good	Manager, Stadium Operations
Omar Jufko	Manager, Stadium Security
Hannah Mothersbaugh	Manager, Guest Services
Clete Diener	Coordinator, Stadium Operations
Lovelle Brown	Stadium Security Supervisor
James Payne	Stadium Security Supervisor
Bill Davis	Stadium Security Officer
Joseph Mann	Stadium Security Officer
Jonathan Patterson	Stadium Security Officer
Michael Sims	Stadium Security Officer

MAINTENANCE

Don Husted	Director, Stadium Facilities
Bob Digney	Engineer
Bob Isgro	Engineer
Jennifer Lawlis	Engineer
Jerry Ray	Engineer
Kimer Rogers	Engineer
Joshua Shur	Engineer
Eric Strick	Engineer
Aeriel Garcia	Stadium Maintenance
Marshall Morgan	Stadium Maintenance
Chris Stanley	Stadium Maintenance

MOOSE

A four-year old chocolate lab, Moose joined the Cleveland Browns family during the summer of 2016. Moose is a full-time office dog who lives at the team's facility throughout the week, accompanying the organization's staff and 24-7 security team. When he is not fulfilling his responsibilities of leading company wellness walks or assisting the human resources department, he enjoys playing catch outside of the Cleveland Browns Daily studio and vacationing at staff members' homes during long, lazy weekends.





DEE & JIMMY HASLAM

YEAR IN THE NFL | 11TH
YEAR WITH THE BROWNS | 7TH

On Aug. 2, 2012, Dee, Jimmy and the Haslam family agreed to purchase the Cleveland Browns. The sale was unanimously approved by NFL owners on Oct. 16, 2012, and the closing took place on Oct. 25.

While leading the Browns, the Haslams have created three primary areas of focus to set the team's culture in Cleveland and help direct all important processes and decisions for the organization. The club's standard is centered on providing a consistently winning team on the football field; taking exceptional care of the team's fans by providing a premier experience throughout the year; and striving to make a positive impact in the Northeast Ohio community with an emphasis on education, youth football and community engagement through volunteerism.

The Haslams are committed to restoring championship football in Cleveland. On December 7, 2017, they named John Dorsey General Manager and paired him with Head Coach Hue Jackson. Dorsey brings 26 years of NFL player personnel experience to the Browns to go along with Jackson's 17 years of NFL coaching experience.

To best position the team for success, Dee and Jimmy have consistently invested in the organization and its facilities to provide the best resources available, while working diligently and responsibly in partnership with the City of Cleveland and the City of Berea.

Prior to the 2016 season, the Haslams and the City of Berea agreed to invest nearly \$15 million in the team's training facility. The development resulted in first-class amenities throughout the building, to create a best-in-class environment not only for the team's coaches and players, but for every member of the organization. Through the construction, the team renovated 25,000 square feet of space, added 25,000 square feet to the facility and redesigned the locker room, player meeting rooms, player lounge, cafeteria, training room and installed a lap pool and new hot and cold tubs. The renovation also included the addition of a 4,600 square-foot, fully-staffed wellness center to ensure the optimal social, mental and physical health of every Browns employee.

From 2014-15, FirstEnergy Stadium, in partnership with the City of Cleveland, received \$125 million of upgrades to modernize the interior and exterior of the stadium. All facets of the project - which included new videoboards, additional lower bowl seating, new and refurbished club and premium spaces, upgraded food and beverage selections and more - were incorporated with the mission to provide Browns fans an enhanced in-game experience, while also improving the team's home-field advantage.

MAKING A DIFFERENCE

Dee and Jimmy are immersed in numerous philanthropic endeavors. Upon becoming owners of the Browns, they quickly engaged themselves in the Northeast Ohio community.

In 2017, the Browns' philanthropic efforts through the Cleveland Browns Foundation, Community Relations and personal giving from the Haslams, coaches, players and the rest of the Browns organization were unified with the launch of "Browns Give Back."

The Haslams established a focus and direction for the Browns Give Back initiative, with a commitment to make a continuing impact in education, youth football and community engagement through volunteerism. They have invested \$10 million in Breakthrough Charter Schools, which helps provide equal educational opportunities for local youths throughout greater Cleveland. The

couple also made a substantial gift to Cleveland's public schools, helping to refurbish many of the city's athletic fields. In 2016 as part of their dedication to education, youth and high school football and Cleveland, Dee and Jimmy announced a commitment to provide five Cleveland Metropolitan School District (CMSD) fields with high-quality synthetic turf during the next two years. Three fields – Roye Kidd Field, James F. Rhodes Field and Bump Taylor Field – were renovated before the start of the 2016 high school football season. In 2017, renovations were completed on John Adams Field and John Marshall Field. The fields are available to all CMSD schools and are lined to accommodate multiple sports to offer more students opportunities to benefit from the upgraded playing surfaces. In 2018, the field project expanded beyond Cleveland with the refurbishments of a field at Roy C. Start High School in Toledo and George Daniels Field at Lorain High School.

In 2017, the Haslam's announced that all net proceeds from items purchased in the Browns Pro Shop at FirstEnergy Stadium will go towards supporting the Browns Give Back commitment to education and youth football.

Dee is also committed to the betterment of the Northeast Ohio community through her active involvement as a member of the board of directors for the Greater Cleveland Partnership; the United Way of Greater Cleveland (Executive Council); University Hospitals Systems; and the Rock and Roll Hall of Fame. She also serves on the boards of the University of Tennessee Foundation; University of Tennessee College of Business; the Emerald Youth Foundation; State Collaborative on Reforming Education (SCORE) in Tennessee; and is the acting chair of Lakeshore Park.

In May of 2017, Dee was appointed by Governor Jeb Bush to ExcelinEd's Board of Directors, which is a foundation that has become a national leader in the education reform movement. She was also awarded an honorary doctorate after delivering the commencement speech at Baldwin Wallace University.

Dee and Jimmy helped co-found the Haslam Scholars Program in 2008. The program offers unique in-depth academic enrichment for top students at the University of Tennessee.

Jimmy also serves on the boards of the National Association of Truckstop Operators and Anderson Media Corporation. In 2006, he served as Tennessee statewide campaign chair for Bob Corker, now a United States Senator. Jimmy was also the 2010 Tennessee statewide finance chair for Governor Bill Haslam. In 2010, he was named a recipient of the Ernst & Young Entrepreneur of the Year award for the Southeast region. In October 2011, Jimmy was recognized as a "Significant Sig" by the Sigma Chi Foundation. Jimmy's additional civic involvement includes service on the boards of directors for the United Way of Greater Knoxville and Lakeshore Park. He formerly served as campaign chair for both Knox Area Rescue Ministries and United Way of Greater Knoxville.

In June of 2017, Jimmy was honored by the Cleveland branch of the NAACP at its 105th Anniversary Celebration Freedom Fund Dinner.

This past January, Jimmy was named to the NFL's social justice committee which includes five players (Kelvin Beachum, Josh McCown, Josh Norman, Anquan Boldin and Aeneas Williams) and four other NFL owners (Michael Bidwell, Arthur Blank, Shad Khan and Stephen Ross). The committee was formed to further advance NFL players efforts to make improvements in education, relations with police and the criminal-justice system in the league's communities.

Dee and Jimmy have pushed the Browns to make an impact in the social justice space. They have met with Browns players to support their ideas and efforts in determining the best ways to make an impact. In the last year, the Browns have hosted three social justice summits; two that brought together the Cleveland Police Department with Cleveland Metropolitan School District high school students to create a forum for open and honest dialogue about social injustice and another that brought community and civic leaders to the Browns facility to engage players and the entire organization. Players have also participated in ride-a-longs with local police departments and the Haslam's have provided written testimony in support of state criminal justice reform bills.

To help further advance the NFL, Jimmy is a member of the league's business ventures, media, and Hall of Fame committees, while Dee serves on the legislative and conduct committees.

The Haslams received their first award as members of the NFL in 2014 when they were recognized by the Fritz Pollard Alliance with the Paul 'Tank' Younger Award for promoting diversity within NFL front offices.

BEYOND THE NFL

A native of Knoxville, Tenn., Haslam began his career at Pilot Corporation in 1976, a company his family founded in 1958. In 1980, Haslam was named vice president of sales, development and operations. At that time, Pilot operated 100 convenience stores with annual fuel sales of about 125 million gallons. Today, Jimmy serves as CEO of Pilot Flying J, a position he has held since 1996 and the company has grown its network from seven states in the Southeast to 43 states in the U.S., and six Canadian provinces, with more than 750 travel centers and travel plazas. In October of 2017, Warren Buffet's Berkshire Hathaway acquired a majority stake in Pilot Flying J. Jimmy was thrilled to collaborate with Berkshire Hathaway and expressed those feelings in a recent interview, "Obviously to have a partner like Warren and Berkshire Hathaway, I think, is a tremendous honor for our team members. Pilot Flying J has always been a growth company, and obviously partnering with Warren is an opportunity to grow even more."

Dee, an Emmy-nominated TV producer, was the executive producer and CEO of RIVR Media Companies. Since launching RIVR Media in 1999, Dee has been the executive producer for ground breaking series such as "Trading Spaces," "Whale Wars," "World Series of Poker," "Renovation Realities," "Fat Guys in the Woods," and "Escaping Polygamy." Recently, RIVR was named a Realscreen's Global 100 TV production company. In June of 2012, Dee started Nest Features, an independent film company that produces films in and about the American South. Prior to RIVR's launch, she worked in various production roles with Bagwell Communications and Cinetel Productions. Dee stepped down from her role as CEO at RIVR Media in early 2018 to devote more of her time to the Cleveland Browns but will remain a partner and executive producer.

Dee's professional association memberships include: Academy of Television Arts and Sciences; Women in Council Cleveland; Women in Cable Telecommunications; International Women's Forum; C200; and the Society of International Business Fellows.

This past July, *Cleveland Crain's* honored Dee as a 2018 Women of Note for her efforts and commitment towards the betterment of Cleveland.

The Haslams first became involved in the NFL by acquiring minority ownership of the Pittsburgh Steelers in 2008, marking the first time ownership of the franchise expanded beyond the Rooney and McGinley families. The Haslams kept that stake until taking control of the Browns.

The Haslams have three adult children and five grandchildren.



EXECUTIVE VICE PRESIDENT **JW JOHNSON**

YEAR IN THE NFL | 1ST
YEAR WITH THE BROWNS | 1ST

James Wood "JW" Johnson III officially joined the Browns organization on a full-time basis on July 1, 2018. He works closely with Chief Operating Officer David Jenkins in leading the business side of the organization.

Johnson's professional background includes 15 years at CBS Sports, three years with RIVR media and most recently, he created 3 Sons Media, a creative agency and full-service production and post-production company based in Nashville, Tenn. The company has worked with brands such as the NFL, NIKE, ESPN and NASCAR. 3 Sons created all the in-game video content for the Tennessee Titans in 2016 and helped produce the Browns' in-game content look the past five seasons.

While with CBS Sports (1994-09), Johnson was an Emmy award winning associate producer and associate director. He covered some of the largest sporting events in the world, such as the Masters, Super Bowl and Final Four.

Johnson has a bachelor's degree in broadcast journalism and communications from the University of Mississippi in Oxford. He currently serves on the board of directors for the Cleveland Browns Foundation and chairs the foundation's fundraising committee.

He and his wife, Whitney, have three sons, Hank, Ross and Max.

COLDEST/WARMEST GAMES IN CLEVELAND HISTORY

The following are the coldest and warmest games played by the Browns in Cleveland only. The temperatures reflect those at kickoff and do not include a wind chill or heat index.

COLDEST

<u>Date</u>	<u>Opponent</u>	<u>Temp.</u>	<u>Kickoff</u>	<u>Result</u>
1. January 4, 1981	Oakland	1	12:00 noon	L, 12-14*
2. December 11, 1977	Houston	7	1:00 p.m.	L, 15-19
3. December 17, 1989	Minnesota	10	1:00 p.m.	W, 23-17
4. December 10, 2009	Pittsburgh	15	8:20 p.m.	W, 13-6#

WARMEST

<u>Date</u>	<u>Opponent</u>	<u>Temp.</u>	<u>Kickoff</u>	<u>Result</u>
1. September 15, 1991	Cincinnati	88	1:00 p.m.	W, 14-13
2. September 8, 2002	Kansas City	86	1:00 p.m.	L, 39-40
3. September 10, 1978	Cincinnati	85	1:00 p.m.	W, 13-10 (OT)

*Playoff Game

#Coldest in history of FirstEnergy Stadium



GENERAL MANAGER JOHN DORSEY

SUPER BOWLS WON (TWO): SUPER BOWLS XXXI AND XLV



YEAR IN THE NFL | 21ST
YEAR WITH THE BROWNS | 14TH

John Dorsey was named General Manager of the Cleveland Browns on December 7, 2017. Following a six-year playing career as a linebacker with the Green Bay Packers, Dorsey has worked in NFL player personnel for 26 years, including four years as the General Manager of the Kansas City Chiefs. During those 26 seasons, he has helped his teams to 19 playoff berths, 11 divisional titles, three conference championships and two Super Bowl wins.

During his first offseason at the helm with the Browns, Dorsey orchestrated trades that landed Pro Bowl QB Tyrod Taylor, Pro Bowl WR Jarvis Landry and former first-round DB Damarious Randall. In free agency, the team signed 10 unrestricted free agents and during the 2018 NFL Draft, the Browns selected nine players, including QB Baker Mayfield (first overall) and DB Denzel Ward (fourth overall). The team also signed multi-year extensions with Landry and RB Duke Johnson Jr.

With Dorsey as General Manager in Kansas City from 2013-16, the Chiefs recorded a 43-21 (.672) record, the fourth-highest winning percentage in the NFL during that span. Kansas City recorded at least nine wins each season and advanced to the postseason three times. In 2016, the Chiefs went 12-4, won the AFC West title and finished 6-0 in divisional play. After starting 1-5 in 2015, the Chiefs recorded the greatest turnaround in a single season in NFL history as the team won its final 10 regular season games and advanced to the postseason. In his first year with the Chiefs, Dorsey was named the 2013 Executive of the Year by the Pro Football Writers of America after helping the club to an 11-5 record after the team went 2-14 the year prior to Dorsey's arrival.

During his five drafts with Kansas City (2013-17), Dorsey selected three players who went on to earn first team All-Pro honors and were also selected to multiple Pro Bowls, including TE Travis Kelce (third round, 2013), CB Marcus Peters (first round, 2015) and WR Tyreek Hill (fifth round, 2016). In 2017, he drafted RB Kareem Hunt (third round), who led the NFL in rushing during his rookie season and was selected to the Pro Bowl. LB D.J. Alexander, a sixth-round choice in 2015, was selected to the Pro Bowl in 2016. Dorsey also traded for QB Alex Smith in 2013, who set a number of Chiefs passing records and was selected to multiple Pro Bowls.

Dorsey was first hired as a college scout by Green Bay in 1991. He spent 21 years as an executive with the Packers. He served as a college scout (1991-96), director of college scouting (1997-98, 2000-11) and director of football operations (2012). In 1999, he was director of pro personnel with the Seattle Seahawks.

While overseeing Green Bay's college scouting department, the Packers found success building their team through the draft. Dorsey worked closely with Green Bay's general manager and helped the Packers select QB Aaron Rodgers in the first round of the 2005 draft. Rodgers led Green Bay to a victory in Super Bowl XLV and was named Super Bowl MVP. Dorsey also helped with the selections of Pro Bowlers LB A.J. Hawk, WR Greg Jennings, NT B.J. Raji and LB Clay Matthews.

Selected by Green Bay in the fourth round of the 1984 draft, Dorsey appeared in 76 career regular season games as a linebacker and on special teams. He was a special teams captain and set the Green Bay single-season club record with 35 special teams tackles in 1984.



A four-year starter at linebacker for Connecticut, Dorsey was named the Yankee Conference Defensive Player of the Year during his junior and senior seasons. He earned Division I-AA All-America honors and finished as the conference's all-time leading tackler. He graduated with degrees in economics and political science.

Dorsey has been active in making a difference in the community as a player and executive. He was voted the Packers Man of the Year in 1987 for his civic contributions.

In 2016, Dorsey was inducted in the Fork Union Military Academy Hall of Fame. Fork Union Military Academy is a nationally recognized school in central Virginia that Dorsey graduated from in 1980.

A native of Leonardtown, Md., Dorsey is married, Patricia, and has three sons, Bryant, Austin and Jack, and one daughter, Catherine.

BROWNS 2018 DRAFT CLASS

<i>Player</i>	<i>Pos.</i>	<i>College</i>	<i>Round</i>	<i>Overall</i>
<i>Baker Mayfield</i>	<i>QB</i>	<i>Oklahoma</i>	<i>1</i>	<i>1st</i>
<i>Denzel Ward</i>	<i>DB</i>	<i>Ohio State</i>	<i>1</i>	<i>4th</i>
<i>Austin Corbett</i>	<i>OL</i>	<i>Nevada</i>	<i>2</i>	<i>33rd</i>
<i>Nick Chubb</i>	<i>RB</i>	<i>Georgia</i>	<i>2</i>	<i>35th</i>
<i>Chad Thomas</i>	<i>DL</i>	<i>Miami (Fla.)</i>	<i>3</i>	<i>67th</i>
<i>Antonio Callaway</i>	<i>WR</i>	<i>Florida</i>	<i>4</i>	<i>105th</i>
<i>Genard Avery</i>	<i>LB</i>	<i>Memphis</i>	<i>5</i>	<i>150th</i>
<i>Damion Ratley</i>	<i>WR</i>	<i>Texas A&M</i>	<i>6</i>	<i>175th</i>
<i>Simeon Thomas</i>	<i>DB</i>	<i>Louisiana-Lafayette</i>	<i>6</i>	<i>188th</i>



CHIEF STRATEGY OFFICER PAUL DEPODESTA

YEAR IN THE NFL | 3RD
YEAR WITH THE BROWNS | 3RD

Paul DePodesta was named the Browns' Chief Strategy Officer on January 5, 2016. DePodesta came to Cleveland after spending 20 seasons in Major League Baseball. During his time in MLB, DePodesta was the only executive in the league to win divisional titles with five different organizations.

DePodesta is tasked with implementing systems and processes to strengthen the Browns organization and decision making. In this role, he works closely with General Manager John Dorsey, Head Coach Hue Jackson and members of the player development, high performance and analytics departments to maximize efforts.

DePodesta joined the Browns from the New York Mets, where he served as the vice president of player development and amateur scouting for five seasons (2011-15). In his time in New York, DePodesta was part of a front office that took the Mets from a 79-83 record and fourth-place divisional finish in 2010 to a Divisional title, National League Championship and World Series appearance in 2015.

Prior to the Mets, DePodesta spent five seasons (2006-10) with the San Diego Padres, first as a special assistant for baseball operations and then executive vice president. Before San Diego, he served as the General Manager for the Los Angeles Dodgers from 2004-05. In his first season with the Dodgers, the team had its first playoff victory in 15 years.

Before his time as a general manager, DePodesta spent five years (1999-03) as the Assistant General Manager with the Oakland Athletics, where the A's won three Divisional titles and one wild card.

DePodesta began his MLB career as an intern in player development in 1996 for the Cleveland Indians before becoming the Major League advance scout for the 1997-98 seasons and later the special assistant to the GM.

He served as an intern for the Canadian Football League's Baltimore Stallions in 1995.

A native of Alexandria, Va., DePodesta graduated cum laude from Harvard in 1995. He played football and baseball for the Crimson.

MY CAUSE, MY CLEATS

The NFL launched the My Cause, My Cleats campaign in 2016, providing all NFL players an opportunity to highlight and bring awareness to philanthropic causes and organizations of personal importance through custom cleats. Nearly 20 Browns players participated last season and Dee and Jimmy Haslam also made a contribution to the organization's represented by each member of the team.



EXECUTIVE VICE PRESIDENT-CHIEF OPERATING OFFICER
DAVID JENKINS

YEAR IN THE NFL | 15TH
 YEAR WITH THE BROWNS | 15TH

David Jenkins is in his 15th season with the Browns and was named the team's Chief Operating Officer on May 8, 2018. As COO, Jenkins leads the team's daily business operations and its long-term vision, directing all organizational goals related

to financial management, revenue generation, stadium operations, legal, information technology, business analytics and administration. He also serves as the Browns' primary government relations contact, working closely with the City of Cleveland and City of Berea on club related matters.

Prior to being elevated to COO, Jenkins spent the past three seasons as the team's executive vice president and past five as chief financial officer. He oversaw all finance-related departments of the organization - budgeting and strategic planning, financial reporting, audit and risk management, and in 2016, added stadium operations, legal, information technology and administration to his assignments. His expanded responsibilities now also include the franchise's ticket operations, sales and retention, suite and premium sales, corporate partnership sales and activation and concessions and merchandising.

Jenkins joined the Browns in October 2004 as a financial and business analyst. He also previously held positions as the club's director of finance (2006), vice president of finance (2007-10) and senior vice president of finance & administration (2010-12). In 2007, he was the team's representative at the National Football League's management training program at Stanford University and was a participant in the Leadership Cleveland Class of 2009.

A Certified Public Accountant in the State of Ohio, Jenkins began his professional career at Arthur Andersen LLP, where he served as a senior auditor from 1997-2002. He also worked in business development and auditing at KPMG LLP, Proviti Inc. and STERIS Corporation prior to joining the Browns.

Jenkins, who is on Baldwin Wallace University's Board of Trustees, is a member of the board of directors for the Cleveland Browns Foundation, the Downtown Cleveland Alliance, the Greater Cleveland Sports Commission, Cleveland Development Advisors and Lakewood Catholic Academy, and previously contributed as a board member of the MetroHealth Foundation, Cuyahoga Community College Foundation, Achievement Centers for Children, Greater Cleveland Food Bank and the Berea Chamber of Commerce. While with the Browns, he also served as an adjunct professor at his alma mater, Baldwin-Wallace University, where he taught a class on finance in the sports industry.

A native of East Rochester, N.Y., Jenkins earned his B.S. in business administration from Baldwin Wallace in 1997. He now resides in Westlake with his wife, Ada, and sons, Tony and Sonny.



SENIOR VICE PRESIDENT, MARKETING AND MEDIA
DAVE FREEMAN

YEAR IN THE NFL | 3RD
YEAR WITH THE BROWNS | 3RD

Dave Freeman is in his third season as the Browns senior vice president of marketing and media and focuses on connecting the Browns with the NFL's best fans in Northeast Ohio and throughout the world. Freeman directs the team's marketing, special events, digital, video and radio content, website and social media and creative services department, as well as Browns Backers Worldwide.

Before joining the Browns, Freeman was at the forefront of Maple Leaf Sports & Entertainment's marketing initiatives and was dedicated to international strategies that promoted the Toronto Raptors, Toronto Maple Leafs and Toronto FC. Among other leadership projects, he was one of the primary visionaries during the launch and execution of the Raptors' highly regarded "We The North" campaign.

Freeman joined MLSE in November 2011 as senior director of marketing, focusing on fan engagement efforts with the Raptors and Toronto FC. In 2015, Freeman was named Head of Brand Marketing and became a lead representative for the Maple Leafs, the American Hockey League's Toronto Marlies, the NBA D-League's Raptors905 and Toronto FC II, in addition to heightened responsibilities with the Raptors and Toronto FC.

Prior to his career at MLSE, Freeman spent 11 years in marketing and sales with Bacardi Canada, ultimately rising to the position of brand director in January 2010.

A graduate of Ontario's Queen's University, Freeman and his wife, Sarah, have two children, Alexandra and Andrew.

INTERNATIONAL PLAYER PATHWAY PROGRAM

Eight teams, including the Cleveland Browns, will carry an additional overseas player on their practice squads in 2018 as part of an expansion of the International Player Pathway Program. The program, launched in 2017 with the NFC South, aims to provide international athletes the opportunity to compete at the NFL level, improve their skills, and ultimately earn a spot on an NFL roster. The program was expanded in 2018 to add the AFC North teams.



SENIOR VICE PRESIDENT, COMMUNICATIONS **PETER JOHN-BAPTISTE**

SUPER BOWLS WON (TWO): SUPER BOWLS XLII AND XLVI



YEAR IN THE NFL | 22ND
YEAR WITH THE BROWNS | 5TH

Peter John-Baptiste is in his fifth season with the Browns. He joined the club as vice president of communications on July 18, 2014 and was promoted to senior vice president prior to the 2017 season. In his role, John-Baptiste oversees the team's communications, community relations and alumni departments.

Prior to the Browns, John-Baptiste spent 17 years with the New York Giants, where he served as the vice president of communications from 2011-14. He began his tenure with New York as an intern in the team's community and media relations department, rising within the organization to become director of public/media relations in 2001.

Acting as a liaison between the team and local and national media, John-Baptiste managed the Giants' day-to-day communications efforts and was responsible for the franchise's media logistics and execution. He was a member of a New York staff that accommodated media during three Super Bowl appearances (XXXV, XLII and XLVI), with two championships (XLII and XLVI).

In addition to working three Super Bowls with the Giants, John-Baptiste has also been invited to assist the league's public relations operations for 10 additional Super Bowls and one Pro Bowl.

While in New York, John-Baptiste also helped the Giants public relations department claim the 2001 Pete Rozelle Award, given by the Pro Football Writers Association of America (PFWA) to the NFL club public relations staff that consistently strives for excellence in its dealings and relationships with the media.

John-Baptiste, who was selected to attend Stanford University's Executive Education Program for NFL Managers in 2007, received his Bachelor of Science degree in sports management at the University of Massachusetts-Amherst. In 2015, his alma mater recognized him with the Harold J. VanderZwaag Distinguished Alumnus award.

A native of St. Croix, U.S. Virgin Islands, John-Baptiste and his wife, Mashawn, have two sons, Miles and Mason.

DINO LUCARELLI MEDIA CENTER

The Dino Lucarelli Media Center, opened in December of 2002 at the Browns Training and Administrative Complex in Berea, features an expansive media work room and a radio/television interview area. The space was also renovated in 2017 to provide a more vibrant environment for media within the facility. Lucarelli, 79, worked with Cleveland media for more than 50 years and has been affiliated with the Cleveland Browns organization since 1975 with responsibilities in player relations, media services and alumni relations. Lucarelli called the naming of the media center "one of the biggest thrills of my life." The Cleveland Chapter of the Professional Football Writers of America (PFWA) has named its "Good Guy Award" for Lucarelli. The Good Guy Award is given annually for cooperation with the media and for the way a player carries himself in the community and with his teammates. The National Football Foundation (Northeast Ohio Chapter) Lifetime Achievement Award is also named for Lucarelli.



VICE PRESIDENT, CLEVELAND BROWNS FOUNDATION
RENEE HARVEY

YEAR IN THE NFL | 17TH
YEAR WITH THE BROWNS | 17TH

Renee Harvey is in her 17th year with the Browns and currently serves as vice president and executive director of the Cleveland Browns Foundation. Named to the position in 2013, Harvey manages all day-to-day operations and long-term strategies for the Foundation and its commitment to education in Northeast Ohio through Browns Give Back.

Harvey is a core member of the team's leadership group as the Browns have established a culture where supporting the community is prioritized as a main measurement of success, along with winning consistently and creating an exceptional fan experience. In 2017, Harvey helped develop and launch the team's philanthropic mission of Browns Give Back, the team's community platform that is dedicated to education, youth football and volunteerism, with a focus of sparking meaningful, long-term impact in three key areas.

Last year, Harvey helped foster a new collaboration between the Cleveland Metropolitan School District, Shoes and Clothes for Kids and the Cleveland Browns Foundation in the "Special Teams Package" program, which provides uniforms and essential clothing to students in need. The partnership focuses on addressing a basic need for thousands of CMSD students facing poverty in an effort to remove clothing as a barrier to school, supporting the mission of the "Get 2 School. You Can Make It!" attendance campaign.

Harvey also played a pivotal role in 2013 during the execution of an eight-month evaluation and transformation of the Cleveland Browns Foundation, established in 1999. With its new mission, the Foundation began its streamlined emphasis on education through a holistic approach to ensure Northeast Ohio youth receive the tools they need as a foundation for independence and success.

As part of Browns Give Back, the Cleveland Browns Foundation supports various local youth-education and development efforts, including Achievement Centers for Children, The Centers for Families and Children; Cleveland Metropolitan School District; College Now Greater Cleveland; Cuyahoga County Invest in Children; Ginn Academy; and Shoes and Clothes for Kids.

A member of the Browns since 2002, Harvey previously strengthened the club's local and national philanthropic efforts as vice president of community outreach. She was responsible for strategic planning and implementation of all community relations and youth football initiatives. Harvey also directed the allocation of resources related to player appearances, financial support and in-kind contributions.

Prior to joining the Browns, Harvey spent four years with the NHL's Anaheim Ducks, leading the team's community outreach efforts and the Ducks Care Foundation. She guided the Foundation as it issued more than \$1 million of grants each year and oversaw many successful fundraising events, including the creation of Dux in Tux, which raised more than \$1 million for the Cystic Fibrosis Foundation in the first three years.

Harvey currently serves on the board for the Rainbow Babies and Children's Foundation and is the Rainbow Foundation's Executive Committee Marketing Chair, as well as the Ride the Rainbow Marketing Co-Chair. She also is a co-chair of the Say Yes to Education Philanthropy Funding Taskforce and is a member of the Philanthropy Ohio Education Advisory Committee; United Way of Greater Cleveland Public Policy subcommittee; and the Cuyahoga County Early Childhood Education Partnership Council subcommittee.

Harvey received a B.A. in education from Idaho State University and an M.A. in sports administration at the University of Northern Colorado. A native of Denver, Colo., Harvey resides in Brunswick with her husband, Neal, and three sons.



HEAD COACH HUE JACKSON

SCHOOL | PACIFIC
HOMETOWN | LOS ANGELES, CALIF.
YEAR AS NFL COACH | 18TH
YEAR WITH THE BROWNS | 3RD

JACKSON'S COACHING BACKGROUND

1987	<i>University of Pacific, graduate assistant</i>
1988	<i>University of Pacific, wide receivers/special teams coach</i>
1989	<i>University of Pacific, running backs/special teams coach</i>
1990-91	<i>Cal State-Fullerton, running backs/special teams coach</i>
1992-94	<i>Arizona State, running backs coach</i>
1995	<i>Arizona State, quarterbacks coach</i>
1996	<i>University of California-Berkeley, offensive coordinator</i>
1997-00	<i>University of Southern California, offensive coordinator</i>
2001-02	<i>Washington Redskins, running backs coach</i>
2003	<i>Washington Redskins, offensive coordinator</i>
2004-06	<i>Cincinnati Bengals, wide receivers coach</i>
2007	<i>Atlanta Falcons, offensive coordinator</i>
2008-09	<i>Baltimore Ravens, quarterbacks coach</i>
2010	<i>Oakland Raiders, offensive coordinator</i>
2011	<i>Oakland Raiders, head coach</i>
2012	<i>Cincinnati Bengals, secondary/assistant special teams coach</i>
2013	<i>Cincinnati Bengals, running backs coach</i>
2014-15	<i>Cincinnati Bengals, offensive coordinator</i>
2016-	<i>Cleveland Browns, head coach</i>

Hue Jackson was named the 16th full-time head coach in Cleveland Browns history by Dee and Jimmy Haslam on January 13, 2016. He has 31 years of coaching experience, including the last 17 in the NFL. He has spent 11 seasons coaching in the AFC North, during which time he helped his team advance to the postseason seven times. Jackson was head coach of the Oakland Raiders in 2011 and guided the team to an 8-8 record. He has also served as offensive coordinator in Washington (2003), Atlanta (2007), Oakland (2010) and Cincinnati (2014-15).

In 2017, the Browns defense made significant improvements in many categories. The Browns, who finished 31st in the NFL in both total defense and rushing defense in 2016, ranked 14th in total defense and seventh in rushing defense in 2017. Cleveland recorded its best finish in rush defense since 1992 and held opponents to a 3.35 rushing average. Joe Schobert became the first Browns linebacker named to the Pro Bowl in 16 years as he tied for first in the NFL with 144 tackles. Defensive lineman Myles Garrett, the first overall pick of the 2017 NFL Draft, led the Browns with seven sacks, tied for second among all NFL rookies.

Offensively, running back Duke Johnson Jr. led the team in receptions (74) and receiving yards (693), while totaling seven touchdowns. He averaged 6.7 scrimmage yards per touch, third most in the NFL among running backs in 2017. Rookie tight end David Njoku led the Browns with four receiving touchdowns, the most ever by a Browns rookie tight end.

In his first year with Cleveland, Jackson helped the Browns finish second in the NFL with a 4.89 rushing average, the team's best mark since 1966. Linebacker Christian Kirksey finished third in the NFL with 148 tackles, while left tackle Joe Thomas was selected to his 10th career Pro Bowl.

Jackson helped develop one of the youngest teams in NFL history. The Browns opened the 2016 season with 17 rookies on their 53-man roster, the most by an NFL team in a season opener since 2002. First-round pick wide receiver Corey Coleman was named NFL Rookie of the Week after a 104-yard, two touchdown performance in Week 2. Second-round pick defensive lineman Emmanuel Ogbah recorded a team-best 5.5 sacks, tied for the fourth-most by a Browns rookie.

Prior to joining the Browns, Jackson spent the previous four seasons (2012-15) with the Cincinnati Bengals. During that time, he helped the Bengals to two division titles and a trip



to the postseason all four years. In 2012, he served as secondary/assistant special teams coach before coaching the running backs in 2013. Jackson spent 2014-15 as offensive coordinator.

With Jackson as coordinator in 2015, the Bengals offense finished third in the AFC in yards per play (5.7) and points per game (26.2). He was voted by the Professional Football Writers of America (PFWA) as the Co-Assistant Coach of the Year as quarterback Andy Dalton set a career high and franchise record with a 106.3 rating, which led the AFC and was second in the NFL. After losing Dalton to injury in Week 14, Jackson guided quarterback A.J. McCarron to a 2-1 record in the final three games of the season as the Bengals clinched the AFC North title. The Cincinnati running game produced two 700-yard rushers in Jeremy Hill (794) and Giovani Bernard (730) for the first time since 1988. Tight end Tyler Eifert experienced a breakout season after hauling in 13 touchdown receptions, the most by a Bengals tight end in franchise history and the most by a Cincinnati player since 2001. Wide receiver A.J. Green added 10 receiving touchdowns on 86 receptions for 1,297 yards. Eifert, Green and left tackle Andrew Whitworth were selected to the Pro Bowl.

In Jackson's first year as offensive coordinator for Cincinnati in 2014, the run game posted its highest yards per game average (134.1) since 2000. Dalton passed for 3,398 yards and Green totaled 1,041 receiving yards. Hill led all NFL rookies with 1,124 rushing yards, the second-most by a Bengals rookie in team history.

After spending the 2010 season as the Raiders offensive coordinator, Jackson was promoted to head coach in 2011. Oakland finished the year 8-8 and tied for first in the AFC West but missed the postseason via tiebreaker. The 8-8 mark was the best record by any Raiders team since 2002. The Raiders finished ninth in the NFL in total offense (379.5 yards per game) and seventh in rushing offense (131.9).

Before joining the Raiders, Jackson spent two seasons (2008-09) as quarterbacks coach for Baltimore, helping the Ravens advance to the playoffs both years. He was vital in the development of Joe Flacco, who was named NFL Rookie of the Year in 2008 and became the first rookie quarterback to win two playoff games as the Ravens advanced to the AFC Championship game.

From 2004-06, Jackson served as the Bengals wide receivers coach, helping develop one of the best wide receiver tandems in NFL history with Chad Johnson and T.J. Houshmandzadeh. During that span, the two combined to average 173.3 catches, 2,363.3 receiving yards and 15 touchdowns per season. In 2005, Johnson led the AFC with 1,432 receiving yards. In 2006, Johnson and Houshmandzadeh became the first Bengals duo to each top 1,000 receiving yards in the same season.

Jackson gained his first fulltime NFL experience with Washington, where he served as the running backs coach from 2001-02, before being promoted to offensive coordinator in 2003. Under Jackson's tutelage, running back Stephen Davis led the NFC with 1,432 rushing yards in 2001.

Jackson spent 14 years coaching on the college level, going from a graduate assistant at Pacific all the way to offensive coordinator at Southern California. He spent four seasons (1997-2000) as USC's offensive coordinator, where he also helped to recruit and develop players, including quarterback Carson Palmer, who went on to win the Heisman Trophy and be selected No. 1 overall in the NFL draft.

He was a minority coaching fellowship intern with the Los Angeles Rams in 1990, Arizona Cardinals in 1992 and Washington Redskins in 1995. He also served as the running backs/wide receivers/special teams coach for the London Monarchs of the World League in 1991.

Born Oct. 22, 1965, Jackson was a quarterback at Pacific from 1985-86 and threw for 2,544 yards and 19 touchdowns. The Los Angeles native also lettered in basketball and earned his degree in physical education.

Jackson and his wife, Michelle, launched the Hue Jackson Foundation on July 20, 2017. The foundation is committed to empowering children, teen and adult survivors of human trafficking through the funding of organizations that champion for and serve as a voice for those who are exploited. The foundation also focuses its efforts to further awareness, prevention and healing for victims of human trafficking. On July 17, 2018, the Salvation Army hosted a ribbon-cutting ceremony for the Hue Jackson Foundation Survivors of Human Trafficking Residence in the Harbor Light Complex located in downtown Cleveland. The residence provides a safe living space for survivors of human trafficking. It includes shared office space for law enforcement, healthcare and social service professionals. The foundation's website is www.huejackson.org.

Jackson and his wife have three daughters, Jordyn, Baylee and Haydyn.

THE HUE JACKSON FOUNDATION

Hue Jackson and his wife, Michelle, launched the Hue Jackson Foundation on July 20, 2017. The foundation is committed to empowering children, teen and adult survivors of human trafficking through the funding of organizations that champion for and serve as a voice for those who are exploited. The foundation also focuses its efforts to further awareness, prevention and healing for victims of human trafficking. The foundation's website is www.huejackson.org

On July 17, 2018, the Salvation Army hosted a ribbon-cutting ceremony for the Hue Jackson Foundation Survivors of Human Trafficking Residence in the Harbor Light Complex located in downtown Cleveland. The residence provides a safe living space for survivors of human trafficking. It includes shared office space for law enforcement, healthcare and social service professionals. The foundation believes that in order for survivors to break the trafficking cycle, secure housing is critical.





DEFENSIVE COORDINATOR **GREGG WILLIAMS**

SUPER BOWLS WON (ONE): SUPER BOWL XLIV 

Gregg Williams was named the Browns defensive coordinator on Jan. 7, 2017. Williams has coached in the NFL for 27 years, including three as a head coach and 16 as a defensive coordinator. His defenses have finished in the top five in total defense five times, including the top defense in the NFL in 2000. Williams also oversaw a Saints defensive unit that won Super Bowl XLIV and a Titans defense that advanced to Super Bowl XXXIV.

In his first season, the Browns defense made significant improvements in many categories. The Browns, who finished 31st in the NFL in both total defense and rushing defense in 2016, ranked 14th in total defense and seventh in rushing defense in 2017. Cleveland recorded its best finish in rush defense since 1992 and held opponents to a 3.35 rushing average. That figure was the second-best by a Browns team in a season, second in the NFL in 2017 and fifth in the NFL since 2009.

Williams helped Joe Schobert become the first Browns linebacker named to the Pro Bowl in 16 years. Schobert tied for first in the NFL with 144 tackles. Williams also helped develop defensive lineman Myles Garrett, the first overall pick of the 2017 NFL Draft. Garrett led the Browns with seven sacks, tied for second among all NFL rookies and third-most by a Browns rookie. Garrett joined Oakland defensive tackle Tommy Kelly (2004) and Cleveland linebacker Barkevious Mingo (2013) as the only NFL players since 2004 to record at least one sack in each of their first three NFL games. In his first game, Garrett recorded a sack on his first NFL play and became the only No. 1 overall pick to record multiple sacks in his NFL debut.

Williams spent the previous three seasons (2014-16) as the defensive coordinator for the St. Louis/Los Angeles Rams. In 2016, the Rams defense finished in the top 10 in the NFL in total defense and passing defense. During his three seasons with the Rams, the team recorded 281 tackles for a loss, the second-most in the NFL during that span.

Williams also helped oversee the development of 2014 first-round pick Aaron Donald. Donald was voted the NFL Defensive Rookie of the Year and was selected to the Pro Bowl all three seasons under Williams.

Prior to his time with the Rams, Williams served as senior assistant defensive coach in Tennessee in 2013 and helped the team make significant improvements in nearly every defensive category. The Titans improved in points per game (16th from 32nd), total defense (14th from 27th), pass defense (11th from 26th) and third down defense (7th from 21st).

Williams served as defensive coordinator in New Orleans from 2009-11. He helped the Saints advance to the postseason all three years, capture division titles (2009 and 2011) and win Super

**SCHOOL | TRUMAN STATE
HOMETOWN | EXCELSIOR SPRINGS, MO.
YEAR AS NFL COACH | 22ND
YEAR WITH THE BROWNS | 2ND**

G. WILLIAMS' COACHING BACKGROUND

- 1980-83** *Excelsior Springs High School (Mo.), assistant coach*
- 1984-87** *Belton High School (Mo.), head coach*
- 1988-89** *University of Houston, graduate assistant coach*
- 1990-92** *Houston Oilers, defensive quality control coach*
- 1993** *Houston Oilers, special teams coach*
- 1994-96** *Houston Oilers, linebackers coach*
- 1997-00** *Houston Oilers/Tennessee Titans, defensive coordinator*
- 2001-03** *Buffalo Bills, head coach*
- 2004-07** *Washington Redskins, assistant head coach/defense*
- 2008** *Jacksonville Jaguars, defensive coordinator*
- 2009-11** *New Orleans Saints, defensive coordinator*
- 2013** *Tennessee Titans, senior assistant/defense*
- 2014-16** *St. Louis/Los Angeles Rams, defensive coordinator*
- 2017-** *Cleveland Browns, defensive coordinator*

Bowl XLIV. During his three seasons in New Orleans, the Saints posted a 37-11 regular season record, tied for the best in the NFL during that span. In 2010, the Saints allowed the fewest touchdown passes (13) in the league. In his first season with the Saints, he was in charge of a unit that recorded 35 defensive takeaways and returned seven for touchdowns.

He spent one season (2008) with Jacksonville as defensive coordinator/assistant head coach following four seasons (2004-07) as assistant head coach/defense with Washington. The Redskins had one of the NFL's top defenses over that span, allowing just 19.4 points per game and ranking sixth overall in defense during the four-season stretch. In 2005, the Redskins' defense was a key factor in the club making its first postseason appearance since 1999.

Prior to joining the Redskins, Williams spent three seasons (2001-03) as head coach of the Buffalo Bills, where the defense improved each season. The defense improved from 21st in the NFL in 2001 to 15th in 2002 to second in 2003.

Williams joined the NFL ranks in 1990 and spent 11 seasons with the Houston Oilers/Tennessee Titans working his way up from defensive quality control coach (1990-92) to defensive coordinator (1997-00). He also served as special teams coach (1993) and linebackers coach (1994-96). In 1999, he helped the Titans advance to Super Bowl XXXIV. In 2000, Tennessee led the NFL in total defense for the first time in franchise history and allowed 191 points, the third-fewest in league history since the adoption of a 16-game schedule in 1978. The Titans also set club records for sacks (55), fewest passing yards allowed (2,424) and fewest touchdowns allowed (17).

Prior to arriving in the NFL, Williams was a graduate assistant at the University of Houston from 1988-89. From 1984-87, Williams was the head coach at Belton (Mo.) High School after opening his coaching career at his alma mater Excelsior Springs (Mo.) High School.

Williams graduated from Truman State University, where he played quarterback and also played baseball. He later earned a master's degree from Central Missouri.

Williams is passionate about giving back to the youth. Since 2004, Williams has helped raise more than \$2 million for Excelsior Springs young people through the Gregg Williams Foundation. The money raised annually provides two scholarships for Excelsior Springs High School graduates and funds both school and local youth athletics. For more information, visit www.greggwilliamsfoundation.org.

In January of 2016, Williams was inducted into the Missouri Sports Hall of Fame. The induction celebrated his decorated NFL coaching career, as well his unwavering commitment to his home state of Missouri and the mentorship of young men.

THE GREGG WILLIAMS FOUNDATION

In 2004, Gregg Williams established the "Gregg Williams Foundation" to support young people in his hometown of Excelsior Springs, Mo. Since its creation, Williams' foundation has raised almost \$2 million to aid youth and local organizations in an effort to bolster the 11,000-person community, located approximately 30 miles outside of Kansas City.

"The Foundation means an awful lot to me because I was a kid that wasn't supposed to get out of that hometown. I'm a kid that somebody wrapped their arms around. I have a great family that still lives there in the community, that have returned into the community, brothers, sisters, sisters-in-laws, aunts, uncles, cousins, everybody," Williams shared with ClevelandBrowns.com. "People helped me along the way and so it is important for those young kids in that town to know anything they want to do, they ought to be able to do if they want to work hard enough. We're going to provide funding, we're going to provide education and we're going to provide anything that these kids want to become as long as they're willing to work hard."





OFFENSIVE COORDINATOR **TODD HALEY**

SCHOOL | NORTH FLORIDA
HOMETOWN | ATLANTA, GA.
YEAR AS NFL COACH | 22ND
YEAR WITH THE BROWNS | 1ST

Todd Haley was named offensive coordinator on Jan. 24, 2018. Haley has spent the past 21 years coaching in the NFL, including the past six as the offensive coordinator for the Pittsburgh Steelers.

HALEY'S COACHING BACKGROUND

1995-96	<i>New York Jets scouting department assistant</i>
1997-00	<i>New York Jets, wide receivers/offensive assistant</i>
2001-03	<i>Chicago Bears, wide receivers coach</i>
2004-05	<i>Dallas Cowboys, wide receivers coach</i>
2006	<i>Dallas Cowboys, passing game coordinator/wide receivers coach</i>
2007-08	<i>Arizona Cardinals, offensive coordinator</i>
2009-11	<i>Kansas City Chiefs, head coach</i>
2012-17	<i>Pittsburgh Steelers, offensive coordinator</i>
2018-	<i>Cleveland Browns, offensive coordinator</i>

With the Steelers, Haley oversaw one of the top offenses in the league. The Steelers led the NFL with six offensive players selected to the Pro Bowl this past season. Under Haley, wide receiver Antonio Brown led the NFL in receiving yards in 2014 and 2017 and led the league in receptions in 2014 and 2015. Brown also became the first player in NFL history to record five consecutive 100-catch seasons (2013-17). He was named to five Pro Bowls and selected as first team All-Pro four times. Running back Le'Veon Bell finished in the top three in the league in scrimmage yards per game in each of the last four seasons, including leading the NFL with an average of 157.0 yards per game in 2016. Under Haley, Bell was selected to three Pro Bowls and was named first-team All-Pro twice. Quarterback Ben Roethlisberger was selected to the Pro Bowl the past four years and tied for the NFL lead in passing yards in 2014. Haley also helped center Maurkice Pouncey and guard David DeCastro to multiple Pro Bowl selections.

Haley was the head coach of the Kansas City Chiefs from 2009-11 and helped the Chiefs capture the AFC West division title in 2010. He compiled a 19-26 record. Kansas City led the NFL in rushing yards per game (164.2) in 2010.

Prior to Kansas City, Haley was the offensive coordinator for the Arizona Cardinals for two seasons (2007-08). During his tenure with the Cardinals, the team won its first division title since 1975 and advanced to Super Bowl XLIII. In 2008, Arizona set a franchise record with 427 points and became just the fifth team in NFL history to have three wide receivers eclipse 1,000 yards in the same season.

Haley spent time as the wide receivers coach and passing game coordinator for the Dallas Cowboys from 2004-06. He also coached receivers for the Chicago Bears (2001-03) and New York Jets (1997-00), helping all three teams advance to the postseason. He began his NFL career as an assistant in the Jets scouting department in 1995, where he scouted regionally and assisted in player evaluations.

A native of Atlanta, Ga., Haley earned a degree in communications from the University of North Florida. He received the Distinguished Alumni Achievement Award, the highest award given by the University of North Florida Alumni Association, recognizing those who have made a significant contribution to their profession, community and society.

Haley's father, Dick, played six seasons in the NFL as a defensive back and later served as the director of player personnel for the Pittsburgh Steelers from 1971-91.

Haley and his wife, Chrissy, have four daughters, Taylor, Peyton, Kady and Ella, and one son, Richard Todd, Jr.



SPECIAL TEAMS COORDINATOR AMOS JONES

SUPER BOWLS WON (ONE): SUPER BOWL XLIII 

Amos Jones was named special teams coordinator on Jan. 24, 2018. He has 37 years of experience as a coach on the high school, college and professional levels.

Jones served as the special teams coordinator for the Arizona Cardinals from 2013-17. During his five seasons at Arizona, Jones helped Justin Bethel (2013-15) and Budda Baker (2017) to Pro Bowl selections as special teams players. In 2014, kicker Chandler Catanzaro tied the NFL record for the most consecutive field goals to begin a career with 17 and set a Cardinals rookie record with 114 points. The 2014 Cardinals kickoff coverage unit also ranked fourth in the league with an opponent average drive start at the 20 yard line. In 2013, punter Dave Zastudil tied for the NFL lead with 35 punts inside the 20-yard line, while Drew Butler did the same the following year with 34.

Prior to Arizona, Jones spent six seasons in Pittsburgh. He spent his first five seasons (2007-11) as assistant special teams coach and 2012 as special teams coach. He helped the Steelers win Super Bowl XLIII. Jones helped develop Antonio Brown who set a franchise record in 2011 with 2,048 all-purpose yards with 1,062 yards coming from returns. Brown earned his first trip to the Pro Bowl as a kick returner following the 2011 season. In 2009, the Steelers led the NFL with a franchise record 1,581 return yards, while Stephon Logan also broke a Pittsburgh record with 1,466 kickoff return yards. In 2008, Pittsburgh had the NFL's top kickoff coverage unit.

Jones spent three seasons with Mississippi State as special teams/linebackers coach (2004-05) and outside linebackers coach (2006). He was the tight ends and special teams coach at James Madison in 2003. From 1999-02, Jones served as the special teams and running backs coach at the University of Cincinnati. He helped Jonathan Ruffin earn the Lou Groza Award as the nation's top kicker in 2000.

Jones also has collegiate coaching stops at Tulane (1995-96), Pittsburgh (1992), Alabama (1981-82, 1990-91) and Temple (1983-88). He coached on the high school level in 1989, 1993-94 and 1998. In 1997, Jones was an assistant coach for British Columbia of the Canadian Football League.

A former player at Alabama (1978-80), Jones played safety and running back under head coach Paul "Bear" Bryant. He helped Alabama to back-to-back national championships in 1978-79 as the team recorded a 23-1 record during that span.

Jones earned his bachelor's and master's degrees from Alabama. He is a native of Aliceville, Ala.

Jones and his wife, Stacy, have a daughter, Samantha, and three sons, Joshua, Nathan and Jeremy.

SCHOOL | ALABAMA
HOMETOWN | ALICEVILLE, ALA.
YEAR AS NFL COACH | 12TH
YEAR WITH THE BROWNS | 1ST

JONES' COACHING BACKGROUND

1981-82	University of Alabama, graduate assistant
1983-88	Temple University, special teams coordinator/defensive line coach/tight ends coach
1989	Shades Valley High School (Ala.), assistant coach
1990-91	University of Alabama, special teams coordinator
1992	University of Pittsburgh, kicking game coordinator
1993-94	Eau Gallie High School (Fla.), assistant coach
1995-96	Tulane University, linebackers coach
1997	British Columbia Lions, assistant coach
1998	East St. John High School (La.), assistant coach
1999-02	University of Cincinnati, special teams coordinator/running backs coach
2003	James Madison University, special teams coordinator/tight ends coach
2004-05	Mississippi State University, linebackers coach/special teams coordinator
2006	Mississippi State University, outside linebackers coach/special teams coordinator
2007-11	Pittsburgh Steelers, assistant special teams coach
2012	Pittsburgh Steelers, special teams coach
2013-17	Arizona Cardinals, special teams coordinator
2018-	Cleveland Browns, special teams coordinator



RUNNING BACKS/ASSOCIATE HEAD COACH **FREDDIE KITCHENS**

SCHOOL | ALABAMA
HOMETOWN | GADSDEN, ALA.
YEAR AS NFL COACH | 13TH
YEAR WITH THE BROWNS | 1ST

Freddie Kitchens was named running backs/associate head coach on Jan. 24, 2018. He has coached in the NFL the past 12 seasons.

Kitchens spent the past 11 seasons with the Arizona Cardinals. He spent 2017 as running backs coach. He was also quarterbacks coach for four years (2013-16) and tight ends coach for six seasons (2007-12).

Last season, Arizona acquired Adrian Peterson during a midseason trade. Peterson, who ranks 12th on the NFL all-time rushing list, led the Cardinals in rushing yards despite playing just six games.

During his time as quarterbacks coach, Kitchens helped Carson Palmer establish multiple single-season team records, including passing yards (4,671), touchdown passes (35) and passer rating (104.6). Palmer also became the only player in Cardinals history to throw for 4,000 yards in multiple seasons (2013, 2015-16). In 2015, the Cardinals had the top-ranked offense in the NFL for the first time in team history and set numerous single-season team records including points (489), touchdowns (59), touchdown passes (35), total net yards (6,533) and first downs (373).

In his final season as tight ends coach, Rob Housler recorded 42 receptions, the third-highest figure by a tight end in Cardinals history. In 2007, Arizona finished tied for fourth in the league with 32 passing touchdowns with eight coming from the tight end group.

Kitchens began his NFL coaching career in 2006 as the tight ends coach with the Dallas Cowboys. In 2006, Kitchens worked with Jason Witten who was selected to the Pro Bowl.

Prior to the NFL, Kitchens spent seven years coaching on the college level with stops at Mississippi State (2004-05), North Texas (2001-03), Louisiana State (2000) and Glenville State (1999).

A three-year starter at quarterback for the University of Alabama (1995-97), Kitchens finished his playing career with 4,668 yards and 30 touchdown passes for the Crimson Tide. He finished his collegiate career ranked third in school history in career attempts, fourth in career passing yards and fifth in career completions.

A native of Gadsden, Ala., Kitchens earned high school All-America honors and was named Mr. Football in the state of Alabama his senior season.

Kitchens and his wife, Ginger, have two daughters, Bennett and Camden.

KITCHENS' **COACHING BACKGROUND**

1999	<i>Glenville State University, offensive assistant</i>
2000	<i>Louisiana State University, graduate assistant</i>
2001-03	<i>North Texas University, running backs coach</i>
2004	<i>Mississippi State University, tight ends coach</i>
2005	<i>Mississippi State University, running backs coach</i>
2006	<i>Dallas Cowboys, tight ends coach</i>
2007-12	<i>Arizona Cardinals, tight ends coach</i>
2013-16	<i>Arizona Cardinals, quarterbacks coach</i>
2017	<i>Arizona Cardinals, running backs coach</i>
2018-	<i>Cleveland Browns, running backs coach/associate head coach</i>



OFFENSIVE QUALITY CONTROL **BRIAN BRASWELL**

SCHOOL | HAMPTON
HOMETOWN | COLLEGE PARK, GA.
YEAR AS NFL COACH | 5TH
YEAR WITH THE BROWNS | 3RD

Brian Braswell enters his first season as the Browns' offensive quality control coach in 2018, after previously serving at the club's coaching assistant from 2016-17.

BRASWELL'S COACHING BACKGROUND

- 2005-13** Morehouse College, assistant football coach
- 2014-15** Cincinnati Bengals, offensive quality control/assistant offensive line coach
- 2016-17** Cleveland Browns, coaching assistant
- 2018-** Cleveland Browns, offensive quality control

Prior to his tenure with the Browns, Braswell worked alongside head coach Hue Jackson and quarterbacks coach Ken Zampese in Cincinnati for the Bengals as offensive quality control/assistant offensive line coach for two years (2014-15). With the Bengals, he worked closely with the offensive staff both on the practice field and in meetings. He also handled other game preparation duties with Jackson.

Before his full-time work in the league began, Braswell also completed two NFL coaching stints as part of the NFL's Bill Walsh Minority Internship coaching program, once with the Pittsburgh Steelers in 2010 and once with the Bengals in 2013.

Braswell also coached at Morehouse College from 2005-13, contributing as offensive line coach and run game coordinator, field goal and extra point teams coach and developed and installed strength programs for athletes at the school at various points.

A native of College Park, Ga., Braswell played center and tackle at Hampton University (Va.) from 2000-04. He earned a management degree from Hampton. He's married to his wife, Sarah.

BUILDING THE BROWNS

Building the Browns is the team's documentary series that follows the Browns coaching staff, front office and players as they prepare for the season, including inside looks on major annual events like the combine, draft and training camp. The series airs on broadcast TV in the four weeks surrounding the NFL Draft and the four weeks leading up to the season, paired with each preseason game. It continues as a digital series throughout the year on the team's social media platforms.



STRENGTH AND CONDITIONING
ASSISTANT/SPORTS SCIENCE
JOSH CHRISTOVICH

SCHOOL | JAMES MADISON
HOMETOWN | WOODBRIDGE, VA.
YEAR AS NFL COACH | 3RD
YEAR WITH THE BROWNS | 3RD

Josh Christovich enters his third season with the Browns after joining the staff in 2016 as a strength and conditioning intern. He currently serves the staff as an assistant strength and conditioning/sports science coach.

**CHRISTOVICH'S
COACHING BACKGROUND**

- 2010-13** James Madison University, strength and conditioning intern
- 2013-15** East Tennessee State University, assistant strength and conditioning coach/intern coordinator
- 2015-16** North Carolina State University, professional strength and conditioning intern
- 2016** Cleveland Browns, strength and conditioning intern
- 2017** Cleveland Browns, strength and conditioning assistant
- 2018-** Cleveland Browns, strength and conditioning assistant/sports science

Christovich came to Cleveland after working as a professional strength and conditioning intern at North Carolina State University from 2015-16. Prior to his time with the Wolfpack, he worked towards his master's degree at East Tennessee State University while serving as an assistant strength and conditioning coach/internship coordinator from 2013-15. He started his career at James Madison University, his alma mater, as a strength and conditioning intern from 2010-13.

A native of Woodbridge, Va., Christovich graduated from James Madison with a bachelor's degree in kinesiology with a concentration in exercise science. He also went on to earn his master's in exercise physiology and sport performance from East Tennessee State.

METCALF MAKES HISTORY

Eric Metcalf tied an NFL record when he returned two punts for touchdowns, lifting Cleveland to a 28-23 victory against the Pittsburgh Steelers at Cleveland Municipal Stadium on Oct. 24, 1993. Metcalf returned his first punt 91 yards for a second-quarter score to put the Browns ahead 14-0. Pittsburgh was able to come back, and held a 23-21 fourth-quarter lead, until Metcalf took his second punt back 75 yards for a touchdown with 2:05 remaining. Prior to Metcalf, the feat had been achieved just four times previously. Currently, only 12 players (14 times) in NFL history have returned two punts for touchdowns in a single game. Metcalf and Baltimore's Jermaine Lewis are the two who have accomplished the feat twice during their careers.



ASSISTANT DEFENSIVE LINE COACH **KEN DELGADO**

SCHOOL | KANSAS STATE
HOMETOWN | SAN JOSE, CALIF.
YEAR AS NFL COACH | 3RD
YEAR WITH THE BROWNS | 3RD

Ken Delgado was named assistant defensive line coach on Feb. 8, 2016. Prior to joining the Browns, he spent 30 years coaching on the college level, where he helped his teams to 15 postseason bowl games and developed a number of future NFL players.

DELGADO'S COACHING BACKGROUND

- 1986-87** San Jose State University, graduate assistant coach
- 1988-92** San Jose State University, defensive line coach
- 1993** University of Utah, defensive line coach
- 1994-99** San Diego State University, defensive line coach
- 2000-01** San Diego State University, defensive coordinator/defensive line coach
- 2002-07** University of California-Berkeley, defensive line coach
- 2008-09** University of Louisville, defensive line coach
- 2010-13** Eastern Michigan University, defensive line coach
- 2014-15** Western Kentucky University, defensive ends coach
- 2016-** Cleveland Browns, assistant defensive line coach

Delgado helped develop Myles Garrett, the first overall pick of the 2017 NFL Draft. Garrett led the Browns with seven sacks. The total tied for second among all NFL rookies and ranked third for the most by a Browns rookie. Garrett joined Oakland defensive tackle Tommy Kelly (2004) and Cleveland linebacker Barkevious Mingo (2013) as the only NFL players since 2004 to record at least one sack in each of their first three NFL games. In his first game, Garrett recorded a sack on his first NFL play and became the only No. 1 overall pick to record multiple sacks in his NFL debut.

In his first season with the club, Delgado worked with second-round pick Emmanuel Ogbah, who recorded a team-best 5.5 sacks, tied for the fourth-most by a Browns rookie. In addition, Danny Shelton finished second among all NFL NTs with 59 tackles.

Delgado spent two seasons (2014-15) as the defensive ends coach at Western Kentucky. In 2015, the Hilltoppers went 12-2 and finished No. 24 in the final Associated Press poll. Delgado helped WKU to bowl games both seasons and, in 2014, defensive end Derik Overstreet was named Bahamas Bowl defensive MVP.

Delgado spent four seasons (2010-13) as the defensive line coach at Eastern Michigan. In 2012, he worked with Andy Mulumba, who was the second overall pick in the 2013

Canadian Football League Draft and later signed with the Green Bay Packers.

Prior to EMU, Delgado spent two seasons (2008-09) as defensive line coach at Louisville. He worked with Adrian Grady, who signed with the Indianapolis Colts.

Delgado was the defensive line coach at California from 2002-07. In 2004, Cal finished second in the country after allowing 82.5 rushing yards per game. Ryan Riddle set a school record with 14.5 sacks in 2004. Two of Delgado's products, Brandon Mebane (Seattle) and Tully Banta-Cain (New England), went on to win the Super Bowl. Delgado also recruited future NFL Pro Bowler DeSean Jackson to Berkeley.

Prior to joining the staff at Cal, Delgado worked eight years (1994-01) at San Diego State. He served as the defensive line coach from 1994-99 before being promoted to defensive coordinator from 2000-01. He helped develop Kabeer Gbaja-Biamila, who became the Aztecs' sack leader and later the Green Bay Packers' career sack leader. Delgado also worked with 1998 WAC Freshman of the Year Jerome Haywood and La'Roi Glover, who went on to earn six Pro Bowl selections and led the NFL in sacks in 2000.

Delgado coached one season (1993) at Utah, where he coached future first-round pick Luther Elliss, prior to spending seven seasons (1986-92) at San Jose State. He coached the defensive line from 1988-92 and served as a graduate assistant from 1986-87. In 1990, the Spartan defense ranked third nationally in rushing defense and 13th in total defense.

Delgado earned a bachelor's degree in business management from San Jose State, where he played two seasons for the Spartans. He was also a Junior College All-American and a first-team all-state performer at Chabot College.

A native of San Jose, Delgado is married to Christina. He has three children, David, Virginia and Najah.

CLEVELAND BROWNS YOUTH FOOTBALL AMBASSADOR CHUCK KYLE

In May 2016, the Browns named St. Ignatius Head Football Coach Chuck Kyle youth football advisor. The Browns have further incorporated the renowned coach's experience and expertise into the team's long-standing dedication to youth and high school football in Ohio. Kyle also remains on the St. Ignatius faculty and continues to lead the Wildcats football team and students.

In addition to coaching at many Browns youth and high school football clinics and leading multiple Parents Clinics, Kyle serves as a member of the National USA Football Advisory Committee and USA Football Heads Up Football's inaugural class of Master Trainers. A member of the National Federation of State High School Association Hall of Fame Class of 2016, Kyle became head coach at St. Ignatius in 1983 and has led his alma mater to three national championships, an Ohio-best 11 state football championships and a state-record 22 consecutive playoff appearances from 1988-2009. He was USA Today's High School Coach of the year in 1989 and 1993 and was honored with Lifetime Achievement Awards from the Greater Cleveland Sports Commission and Ohio High School Football Coaches Association Hall of Fame.





STRENGTH AND CONDITIONING ASSISTANT **MONTY GIBSON**

SCHOOL | ANGELO STATE
HOMETOWN | SAN ANGELO, TEXAS
YEAR AS NFL COACH | 1ST
YEAR WITH THE BROWNS | 1ST

Monty Gibson enters his first season in the NFL as the Browns' assistant strength and conditioning coach, after being named to his position on April 5, 2018.

GIBSON'S COACHING BACKGROUND

- 1994-99** Fort Stockton High School, varsity football defensive line coach
- 2000-02** Texas A&M, volunteer strength and conditioning coach
- 2002-03** Texas A&M, strength and conditioning graduate assistant
- 2003-18** Texas A&M, sports performance coach
- 2018-** Cleveland Browns, strength and conditioning assistant

Gibson comes to Cleveland with nearly 30 years of coaching experience, with the last 18 spent as a member of the Texas A&M strength and conditioning staff. As a sports performance coach, Gibson was responsible for overseeing the strength and conditioning programs for the Aggie track and field men's and women's sprints and mid-distance runners, as well as the equestrian and men's tennis teams. He also worked alongside Browns director of strength and conditioning Larry Jackson for five years (2012-16) in the Aggie football program.

Last year, Gibson trained several of Texas A&M's football players in preparation for the NFL Scouting Combine, in addition to assisting with the Aggie women's basketball offseason training program.

Previously, Gibson has served as the strength and conditioning coach for Aggie baseball, men's and women's tennis, men's and women's diving and men's and women's cross country. He was also the camp director of the Texas A&M Summer Strength and Conditioning Camp from 2004-12. Prior to being promoted as one of the school's full-time strength and conditioning coaches in 2003, he served as a graduate assistant strength and conditioning coach from 2002-03 after serving as a volunteer strength and conditioning coach from 2000-02.

Gibson is certified by the Collegiate Strength and Conditioning Coaches Association (CSCCa), in addition to being a strength and conditioning specialist by the National Strength and Conditioning Association (NSCA) and USA Weightlifting. He earned the title of Master Strength and Conditioning Coach with the CSCCa in 2016.

A native of San Angelo, Texas, Gibson earned his degree in biology and life-earth sciences in 1993 from Angelo State University. He also received his master's degree in exercise physiology from Texas A&M in 2003.

He and his wife, Leah, have three sons, Garrison, Chase and Kyle.



WIDE RECEIVERS COACH ADAM HENRY

SCHOOL | McNEESE STATE
HOMETOWN | BEAUMONT, TEXAS
YEAR AS NFL COACH | 9TH
YEAR WITH THE BROWNS | 1ST

Adam Henry was named wide receivers coach on Jan. 12, 2018. He has 21 years of experience as a coach with 13 on the college level and eight in the NFL.

Henry spent the past two seasons (2016-17) as the Giants wide receivers coach. In 2016, Odell Beckham Jr. registered a career-high 101 receptions for 1,367 yards and 10 touchdowns. His reception total was the second-highest in Giants history and his yardage total was third. Sterling Shepard finished second among all NFL rookies with 65 receptions.

Henry was San Francisco's wide receivers coach in 2015. He worked with veteran Anquan Boldin, who finished with 69 catches for 789 yards and four touchdowns.

Prior to San Francisco, Henry was the wide receivers coach at Louisiana State University for three seasons (2012-14). Henry helped develop two of the most successful receivers in school history in Beckham and Jarvis Landry. In 2013, Beckham and Landry became the first pair of receivers in school history to finish with more than 1,000 yards in the same season. The two, along with James Wright, were all selected in the 2014 NFL Draft, making LSU the only school to have three receivers picked that year.

Henry spent five seasons with the Raiders. He spent his first two seasons (2007-08) as offensive quality control coach and the next three (2009-11) as tight ends coach. Henry helped the development of Zach Miller, who became the first tight end in franchise history to lead the team in receiving for three consecutive years. Miller earned a Pro Bowl selection following the 2010 season.

Prior to the Raiders, Henry spent 10 years coaching at his alma mater, McNeese State. He spent nine seasons (1997-05) as wide receivers coach before being promoted to assistant head coach/offensive coordinator for 2006.

As a wide receiver at McNeese State, Henry earned all-conference honors and finished his career with 93 receptions for 1,690 yards and 16 touchdowns en route to being enshrined in the McNeese Sports Hall of Fame in 2017. He signed with New Orleans as an undrafted free agent in 1994.

A native of Beaumont, Texas, Henry earned an undergraduate degree and a master's degree from McNeese State. He has three children, Darian, Kynidee and Ava.

HENRY'S COACHING BACKGROUND

1997-05	<i>McNeese State University, wide receivers coach</i>
2006	<i>McNeese State University, assistant head coach/offensive coordinator</i>
2007-08	<i>Oakland Raiders, offensive quality control</i>
2009-11	<i>Oakland Raiders, tight ends coach</i>
2012-14	<i>Louisiana State University, wide receivers coach</i>
2015	<i>San Francisco 49ers, wide receivers coach</i>
2016-17	<i>New York Giants, wide receivers coach</i>
2018-	<i>Cleveland Browns, wide receivers coach</i>



ASSISTANT OFFENSIVE LINE COACH **MARK HUTSON**

SCHOOL | OKLAHOMA
HOMETOWN | FORT SMITH, ARK.
YEAR AS NFL COACH | 6TH
YEAR WITH THE BROWNS | 3RD

Mark Hutson was named assistant offensive line coach on Jan. 22, 2016. He has 28 years of coaching experience on the college and professional levels.

Since he joined the team in 2016, the Browns are second in the NFL with a 4.67 rushing average. The Browns finished 2017 sixth in the league with a 4.46 rushing average. In 2016, the Browns finished second in the NFL with a 4.89 rushing average. The average was the seventh-best in team history and the team's best mark since 1966. In 2016, left tackle Joe Thomas became the fifth player in NFL history to be selected to the Pro Bowl in each of his first 10 seasons.

Prior to joining the Browns, Hutson spent the 2015 season as associate head coach and offensive line coach at Eastern Illinois University, where he previously coached for four seasons (2003-06). He served as the Panthers interim head coach in 2006, where he led EIU to an Ohio Valley Conference Championship and NCAA FCS playoff appearance. During his tenure at Eastern Illinois, the team captured two OVC titles and made the playoffs twice.

Hutson coached the tight ends for the Oakland Raiders for three seasons (2012-14) after spending five years coaching at Tulane (2007-11), including taking over as interim head coach in 2011. During his first season with the Green Wave, Hutson's offensive line paved the way for running back Matt Forte, who rushed for a school-record 2,127 yards, the seventh-highest figure in NCAA history. Tulane recorded 26 rushing scores, tied for the second-most in school history, and 2,412 total yards, the second-highest total in school annals.

After beginning his coaching career as a graduate assistant at Oklahoma in 1990, Hutson had coaching stints at Arkansas (1992, 1998-99), Murray State (1993-96), Boise State (1997) and Tulsa (2000-02). He helped Murray State capture back-to-back OVC championships. At Tulsa, he worked with Kevin Shaffer, who was selected in the 2002 NFL Draft.

A two-time All-America lineman at Oklahoma (1986-87), Hutson was a team captain and member of the Sooners' 1985 National Championship team. He was named to the Oklahoma All-Century Team and named one of the top 100 players in program history. He was a three-time All-Big Eight selection and capped his career with an appearance in the 1988 Hula Bowl All-Star game in Hawaii.

The Fort Smith, Ark. native was a third-round draft choice of the Dallas Cowboys in 1988. He returned to Oklahoma and completed his bachelor's degree in communication in 1990.

Hutson and his wife, Sherri, have two sons, Ethan and Dillion.

HUTSON'S COACHING BACKGROUND

1990-91	University of Oklahoma, graduate assistant
1992	University of Arkansas, graduate assistant
1993-96	Murray State University, special teams coordinator/tight ends coach
1997	Boise State University, special teams coordinator/tight ends coach
1998-99	University of Arkansas, special teams coordinator/tight ends coach
2000-02	University of Tulsa, offensive line coach
2003-04	Eastern Illinois University, offensive line coach
2005-06	Eastern Illinois University, assistant head coach/offensive coordinator/offensive line coach
2006	Eastern Illinois University, interim head coach
2007-10	Tulane University, offensive line coach
2011	Tulane University, interim head coach/co-offensive coordinator/offensive line coach
2012-14	Oakland Raiders, tight ends coach
2015	Eastern Illinois University, associate head coach/offensive line coach
2016-	Cleveland Browns, assistant offensive line coach



DIRECTOR OF STRENGTH AND CONDITIONING **LARRY JACKSON**

SCHOOL | TEXAS A&M
HOMETOWN | ROCKDALE, TEXAS
YEAR AS NFL COACH | 2ND
YEAR WITH THE BROWNS | 1ST

JACKSON'S PLAYING BACKGROUND

1995	<i>Denver Broncos, defensive end</i>
1996	<i>Arizona Cardinals, defensive end</i>
1997	<i>Miami Dolphins, defensive end</i>
1998	<i>Barcelona Dragons, defensive end</i>

JACKSON'S COACHING BACKGROUND

1998-04	<i>Texas A&M University, assistant strength and conditioning coach</i>
2004-05	<i>University of Oklahoma, assistant strength and conditioning coach</i>
2006-11	<i>University of Houston, director of football sports performance</i>
2012-16	<i>Texas A&M University, director of football sports performance</i>
2017	<i>Los Angeles Chargers, assistant strength and conditioning coach</i>
2018-	<i>Cleveland Browns, director of strength and conditioning</i>

Larry Jackson enters his first season with the Browns as the team's director of strength and conditioning, after being named to his position on March 12, 2018.

Prior to joining the Browns, Jackson spent the 2017 NFL season as the Los Angeles Chargers' assistant strength and conditioning coach after gaining 19 years of experience on the collegiate coaching level.

From 2012-16, Jackson served as Texas A&M's director of football sports performance, managing all aspects of the strength and conditioning program for the Aggies. During that time, Jackson also served as the program's NFL liaison and earned Master Strength and Conditioning Coach status in 2013.

A 1995 graduate of Texas A&M, Jackson returned to his alma mater after spending the first six years (1998-2004) of his career as the Aggies' assistant strength and conditioning coach. Additionally, he spent six seasons as the University of Houston's director of football sports performance (2006-11) and two years as the University of Oklahoma's assistant strength and conditioning coach (2004-05).

Jackson is a member of the American Football Coaches Association (AFCA), Collegiate Strength and Conditioning Coaches Association (CSCCA) and National Strength and Conditioning Association (NSCA). He's also certified with both the CSCCA and the NSCA.

A former defensive end at Texas A&M (1991-94), Jackson played in four bowl games and finished his career by participating in the Blue-Gray All-Star Game. As a player for the Aggies, Texas A&M compiled a 42-2-1 regular season record and never lost a home game. In the NFL, Jackson spent time with the Denver Broncos (1995), Arizona Cardinals (1996) and Miami Dolphins (1997). He also played for the Barcelona Dragons of NFL Europe in 1998.

A native of Rockdale, Texas, he and his wife, Amy, have two daughters, Kate and Abby.



STRENGTH AND CONDITIONING ASSISTANT **DALE JONES**

SCHOOL | WASHBURN
HOMETOWN | TOPEKA, KAN.
YEAR AS NFL COACH | 1ST
YEAR WITH THE BROWNS | 1ST

JONES' COACHING BACKGROUND

- 1997** Southern Methodist University, volunteer strength and conditioning coach
- 1997-98** University of North Texas, assistant strength and conditioning coach
- 1998** The Exchange Athletic Club, head trainer and director of operations
- 2001-13** University of Houston, assistant director of sports performance
- 2013-17** Texas A&M University, football sports performance coach
- 2017** University of Notre Dame, assistant strength and conditioning coach-football
- 2018-** Cleveland Browns, strength and conditioning assistant

Dale Jones enters his first season with the Browns as the team's assistant strength and conditioning coach, after being named to his position on March 16, 2018.

Prior to joining the Browns, Jones spent 2017 in the same capacity with the Notre Dame Football program, working closely with an offensive line that consisted of Quentin Nelson and Mike McGlinchey and earned the Joe Moore Award as the nation's top-rated unit.

Before his stint at Notre Dame, Jones spent four years working with the Browns' director of strength and conditioning Larry Jackson at Texas A&M (2013-17).

Jones spent 13 years at the University of Houston, where he served as the school's assistant director of sports performance. With the Cougars, Jones worked with football, baseball, women's basketball, softball, track (field events), soccer, swimming and diving and tennis programs. He also worked as an adjunct lecturer for the Health and Human Performance Department and served as a senior advisor for strength and conditioning at The Edge Extreme in Flower Mound, Texas. Jones also worked with Jackson while at Houston from 2006-11.

Before joining Houston's athletic department in 2001, he taught undergraduate courses in the university's Health and Human Performance Department for the entirety of

the 2000-01 school year. He also served as the head trainer and director of operations at The Exchange Athletic Club in Dallas, Texas (1998) and as an assistant strength and conditioning coach at North Texas from 1997-98 season. He was also a volunteer strength and conditioning coach at SMU in 1997.

Jones earned his bachelor's degree in exercise physiology from Washburn in 1994 and his master's degree in exercise science from Houston in 2003. Additionally, he was recognized as the 1994 Physical Education Major of the Year and the NASPE Physical Education Major of the Year.

Jones is a Master Strength and Conditioning Coach and is certified by the Collegiate Strength and Conditioning Coaches Association. He's also a certified strength and conditioning specialist by the National Strength and Conditioning Association and Sports Performance Coach by USA Weightlifting. Moreover, he's completed training in CrossFit Mobility.

Jones is a native of Topeka, Kan. He and his wife, Nicole, have two daughters, Abigail and Madison.



DEFENSIVE QUALITY CONTROL **SCOTT KANIECKI**

SCHOOL | SUNY BROCKPORT
HOMETOWN | GRAND ISLAND, N.Y.
YEAR AS NFL COACH | 1ST
YEAR WITH THE BROWNS | 4TH

KANIECKI'S COACHING BACKGROUND

- 2008-09** Indiana University of Pennsylvania, graduate assistant coach
- 2010-11** Indiana University of Pennsylvania, assistant coach
- 2012-14** Colorado School of Mines, assistant coach
- 2015** Cleveland Browns, player personnel remote assistant
- 2016-17** Cleveland Browns, scouting assistant
- 2018-** Cleveland Browns, defensive quality control

Scott Kaniecki enters his first season as the Browns' defensive quality control coach in 2018, after previously serving in the club's player personnel department from 2015-17.

Kaniecki began his time with the Browns working remotely within the player personnel department during the 2015 season, then transitioned into a scouting assistant in 2016.

Prior to his tenure with the franchise, Kaniecki accrued eight years of coaching experience as an assistant coach at Indiana University of Pennsylvania (2008-11) and most recently at Colorado School of Mines (2012-14). His resume consists of coaching quarterbacks, tight ends, receivers, specialists and linebackers, as well as performing quality control duties.

A native of Grand Island, N.Y., Kaniecki received his bachelor's degree from SUNY Brockport in 2008, where he was also a wide receiver from 2004-07. Additionally, he earned a master's degree in sports administration from IUP in 2010 when he was acting as a graduate assistant coach.

Kaniecki is married to his wife, Erin, and the couple have a daughter, Madelyn.

ADAPTED FOOTBALL LEAGUE

The Cleveland Browns Adapted Football League, established in 2011, provides children with disabilities the opportunity to participate in an organized, competitive and developmental sport. It is the first competitive adapted football program in Ohio that enables school-aged children and young adults with physical and/or cognitive disabilities the opportunity to develop the skills necessary to play football competitively. In 2018, more than 120 athletes and 100 volunteers participated in the eighth season. The program offers a foundation for success by focusing on skill development, socialization and physical activity. Those building blocks help prepare participants for achievement and growth now and in the future.



ASSISTANT DEFENSIVE BACKS/
SAFETIES COACH
JEROD KRUSE

SCHOOL | EMPORIA STATE
HOMETOWN | MARYSVILLE, KAN.
YEAR AS NFL COACH | 2ND
YEAR WITH THE BROWNS | 2ND

Jerod Kruse was named assistant defensive backs/safeties coach on Jan. 19, 2017. He has 17 years of coaching experience.

**KRUSE'S
COACHING BACKGROUND**

- 2001-06** Emporia State, secondary coordinator
- 2007** Baker University, secondary coordinator
- 2008-09** William Jewell College, defensive coordinator
- 2010-12** William Jewell College, head coach/defensive coordinator
- 2013-14** William Jewell College, head coach
- 2015** Southeastern Louisiana, associate head coach - special teams
- 2016** Lee's Summit West High School (Mo.), defensive coordinator
- 2017-** Cleveland Browns, assistant defensive backs/safeties coach

In his first season, the Browns defense made significant improvements in many categories. The Browns, who finished 31st in the NFL in both total defense and rushing defense in 2016, ranked 14th in total defense and seventh in rushing defense in 2017. Kruse worked specifically with the Browns safeties and helped develop first-round pick Jabrill Peppers and second-year pro Derrick Kindred.

In 2016, Kruse served as the defensive coordinator for Lee's Summit West (Mo.) High School after 15 years of coaching on the college level. In 2015, Kruse worked as the associate head coach and special teams coordinator at Southeastern Louisiana University. He also worked with defensive backs in his time with the Lions, helping the defense rank second in scoring in the Southland Conference.

Prior to Southeastern Louisiana, Kruse served as head coach at William Jewell College from 2010-14, when he was named Great Lakes Valley Conference Coach of the Year in 2014, while overseeing the development of a school-record 11 all-conference selections. Kruse served as defensive coordinator in his first two seasons at William Jewell from 2008-09, before taking over as head coach while continuing to call defensive plays for three seasons until 2012.

Prior to William Jewell, he coached the secondary at Baker University in 2007 and at his alma mater of Emporia State from 2001-06. Kruse also worked with Browns defensive coordinator Gregg Williams as a guest coach in the summers from 2008-11 with the Saints and 2012-15 with the Rams.

Kruse earned his bachelor's degree in social science and his master's degree in physical education from Emporia State. He and his wife, Kristin, have a son, Cameron, and two daughters, Marin and Reese.



STRENGTH AND CONDITIONING ASSISTANT **EVAN MARCUS**

SCHOOL | ITHACA COLLEGE
HOMETOWN | UNION, N.J.
YEAR AS NFL COACH | 12TH
YEAR WITH THE BROWNS | 3RD

MARCUS' COACHING BACKGROUND

- 1991-92** Arizona State University, assistant strength and conditioning coach
- 1993** Rutgers University, assistant strength and conditioning coach
- 1994** University of Maryland, assistant strength and conditioning coach
- 1995-97** University of Texas, assistant strength and conditioning coach
- 1998-99** University of Louisville, assistant strength and conditioning coach
- 2000-02** New Orleans Saints, assistant strength and conditioning coach
- 2003-06** University of Virginia, head strength and conditioning coach
- 2007** Atlanta Falcons, head strength and conditioning coach
- 2008-10** Miami Dolphins, head strength and conditioning coach
- 2011-13** University of Virginia, director of football training and player development
- 2014-15** Minnesota Vikings, head strength and conditioning coach
- 2016-** Cleveland Browns, strength and conditioning assistant

Evan Marcus is in his third season with the Browns and 12th in the NFL.

Prior to Cleveland, Marcus spent two seasons as the head strength and conditioning coach for the Minnesota Vikings. Before the Vikings, Marcus oversaw strength and conditioning at the University of Virginia as the director of football training and player development from 2011-13. He also spent time at Virginia as the team's head strength and conditioning coach from 2003-06.

Prior to his second stint at Virginia, Marcus served as head strength and conditioning coach with the Miami Dolphins from 2008-10. He served in the same capacity with the Atlanta Falcons in 2007. Marcus got his start in the NFL working for the New Orleans Saints as an assistant strength and conditioning coach from 2000-02.

Before his time in the NFL, Marcus worked his way through the college ranks beginning at Arizona State from 1991-92. From there, he spent time at Rutgers (1993), Maryland (1994), Texas (1995-97) and Louisville (1998-99).

Marcus played football at Ithaca College, where he was a three-time letterman as an offensive lineman and started in the 1988 NCAA Division III National Championship. He graduated from Ithaca with a bachelor's degree in exercise science and earned his master's degree while coaching at Arizona State. A native of Union, N.J., he attended Cranford High School.

Marcus and his wife, Lori, have a son, Jake, and daughter, Anna.

BROWNS IN LONDON

On Oct. 29, 2017, the Cleveland Browns played the Minnesota Vikings at Twickenham Stadium in one of the league's four London Series games that season. It marked Cleveland's first-ever regular season game outside of the United States. Prior to the launch of the current International Series format, the Browns played three preseason games - vs. NY Jets in Montreal in 1988; vs. Philadelphia in London in 1989; and vs. New England in Toronto in 1993 - outside of the United States.



DEFENSIVE QUALITY CONTROL COACH **ERIC SANDERS**

SCHOOL | UC DAVIS
HOMETOWN | SAN FRANCISCO, CALIF.
YEAR AS NFL COACH | 8TH
YEAR WITH THE BROWNS | 3RD

SANDERS' **COACHING BACKGROUND**

- 2003-05** University of California-Davis, student assistant/video coordinator
- 2006** University of California-Davis, assistant offensive line/tight ends coach
- 2007** Utah State University, graduate assistant
- 2008-09** University of California-Davis, linebackers coach
- 2010-11** Oakland Raiders, offensive quality control coach
- 2012-14** Oakland Raiders, defensive quality control coach
- 2015** Stanford University, defensive assistant coach
- 2016-** Cleveland Browns, defensive quality control coach

Eric Sanders was named defensive quality control coach on Feb. 8, 2016. In 2011, he was part of Head Coach Hue Jackson's staff in Oakland.

Last season, Sanders assisted with a Browns defense that saw Joe Schobert become the first Browns linebacker named to the Pro Bowl in 16 years. Schobert tied for first in the NFL with 144 tackles. Defensive lineman Myles Garrett, the first overall pick of the 2017 NFL Draft, led the Browns with seven sacks, tied for second among all NFL rookies and third-most by a Browns rookie.

In 2016, Christian Kirksey finish third in the NFL with 148 tackles. Rookie Emmanuel Ogbah recorded a team-best 5.5 sacks, tied for the fourth-most by a Browns rookie.

Sanders spent 2015 as a defensive assistant at Stanford. He helped the school to a 12-2 record, including a 45-16 victory in the Rose Bowl.

Prior to Stanford, Sanders spent five seasons (2010-14) with the Raiders as a quality control coach, initially with the offense for two seasons and later the defense. He worked primarily with the tight ends before the defensive line. In 2010, tight end Zach Miller was selected to his first career Pro Bowl.

Sanders spent two seasons (2008-09) coaching the linebackers at UC Davis and one season (2006) as assistant offensive line/tight ends coach. He also was a graduate assistant at Utah State in 2007.

He earned a degree in psychology from UC Davis, while working as the team's video coordinator and assisting with the defensive line as an undergraduate.

TAYLOR SWIFT reputation STADIUM TOUR

FirstEnergy Stadium, home of the Cleveland Browns, hosted a concert featuring 10-time Grammy winner Taylor Swift on July 17. The international tour kicked off on May 8 in Arizona. Swift is the only artist in history to have three albums selling over one million copies in their first week of release.



SENIOR OFFENSIVE ASSISTANT **AL SAUNDERS**

SUPER BOWLS WON (ONE): SUPER BOWL XXXIV 

SCHOOL | SAN JOSE STATE
HOMETOWN | HENDON, ENGLAND
YEAR AS NFL COACH | 36TH
YEAR WITH THE BROWNS | 3RD

Al Saunders joined the Browns as senior offensive assistant on Jan. 22, 2016. He has more than 40 years of coaching experience, including the past 35 in the NFL. Saunders has been part of 15 playoff teams, five division titles and one Super Bowl championship as an NFL coach. His offensive units have ranked first in the NFL in total offense, passing, rushing or scoring 20 times.

He has been named NFL Offensive Coach of the Year (2005) and credited with the development of the two greatest receiving corps in NFL history (as documented by NFL Films) the St. Louis Rams "Greatest Show on Turf" and the San Diego Chargers "Air Coryell". Saunders was recently ranked by ESPN as the NFL's No. 1 offensive coordinator in the past 25 years. Additionally, as a tribute to his offensive averaging 478 points per season, Bleacher Report recognized him as the top offensive coordinator in Kansas City Chiefs franchise history.

The past two seasons, Saunders worked primarily with the Browns wide receivers. Last year, he worked with Josh Gordon, who returned to the NFL after missing the previous 44 consecutive games. In 2016, he helped Terrelle Pryor Sr. make a successful transition from quarterback to wide receiver. In his first season at the position, Pryor led the team in receptions (77), receiving yards (1,007) and receiving touchdowns (four). His reception total was the fourth-most by a Browns wide receiver and his yardage total was seventh-most by a Browns wide receiver. Pryor also became just the second player in NFL history to record seasons with 1,000 passing yards and 1,000 receiving yards, joining Marlin Briscoe (1968 and 1970).

In 2015, Saunders served as senior offensive assistant for the Miami Dolphins. Working primarily with the wide receivers, Jarvis Landry set a franchise record with 110 receptions and became the most productive receiver in NFL history during his first two seasons with a total of 194 receptions.

Prior to Miami, Saunders spent four seasons (2011-14) with the Oakland Raiders. In 2011, he served as offensive coordinator and quarterbacks coach for Head Coach Hue Jackson. During that season, Oakland's offense finished with the second-highest yardage total in franchise history (6,072) and ranked among the NFL leaders in rushing, total offense and passing. In addition, the Raiders ranked second in the league in explosive plays of 20-yards-or-more with 84 and first in two minute scoring offense.

A. SAUNDERS' **COACHING BACKGROUND**

1970-71	University of Southern California, graduate assistant
1972	University of Missouri, wide receivers coach
1973-75	Utah State University, offensive backfield coach
1976-81	University of California, assistant head coach, offensive coordinator and quarterbacks coach
1982	University of Tennessee, offensive coordinator and quarterbacks coach
1983-84	San Diego Chargers, receivers coach
1985-86	San Diego Chargers, assistant head coach/receivers
1986-88	San Diego Chargers, head coach
1989-98	Kansas City Chiefs, assistant head coach/wide receivers
1999-00	St. Louis Rams, associate head coach/wide receivers
2001-05	Kansas City Chiefs, assistant head coach/offensive coordinator
2006-07	Washington Redskins, associate head coach/offense
2008	St. Louis Rams, offensive coordinator
2009-10	Baltimore Ravens, senior offensive assistant
2011	Oakland Raiders, offensive coordinator/quarterbacks coach
2012-14	Oakland Raiders, senior offensive assistant
2015	Miami Dolphins, senior offensive assistant
2016-	Cleveland Browns, senior offensive assistant

Saunders also spent two seasons (2009-10) with Baltimore, serving as senior offensive assistant for Head Coach John Harbaugh. Saunders contributed to designing an offense that produced back-to-back playoff appearances and worked closely with Pro Bowl tight ends Todd Heap and Dennis Pitta.

Saunders served as offensive coordinator for the St. Louis Rams in 2008, returning to the franchise nearly a decade after helping the team win Super Bowl XXXIV with one of the most explosive offenses in league history. Saunders helped create "The Greatest Show on Turf," establishing NFL records in 2000 of 7,075 total yards, 5,232 passing yards and 540 points (33.8 avg.). In 1999, the Rams finished atop the NFL with 6,412 yards of total offense, 272.1 passing yards per game and 32.9 points per game. As associate head coach (1999-2000), his work with future Hall of Fame receivers Torry Holt and Isaac Bruce was largely cited as a key factor in the Rams innovative and creative offensive success.

Between stints with the Rams, Saunders led Washington's offense for two seasons (2006-07), under Hall of Fame coach Joe Gibbs. As the associate head coach/offense, he helped the Redskins to a playoff berth in 2007. In 2006, the Redskins produced one of the league's top rushing attacks and quarterback Mark Brunell established an NFL record with 22 consecutive completions in a single game.

Saunders served as the assistant head coach/offensive coordinator for Dick Vermeil with Kansas City from 2001-05, having previously spent 10 years with the Chiefs as assistant head coach/receivers for Marty Schottenheimer (1989-98). During his second stint with the Chiefs, Saunders' offense set 46 franchise records and produced 2,157 points, 262 touchdowns and 30,470 net yards, more than any other NFL team during that five-season span. In 2005, he was named USA Today's Offensive Coach of the Year as the Chiefs led the NFL in total offense in back-to-back years. The Chiefs also had 11 different offensive players produce Pro Bowl seasons under Saunders' direction.

In 2004, the Chiefs led the NFL in total offense for the first time in team history, accumulating a franchise-record 6,695 yards (418.4 avg.) and breaking or tying 18 single-season records. The Chiefs also broke or tied numerous NFL records, establishing a single-season record with 398 first downs and tying a 42-year old mark with 63 rushing touchdowns over two seasons. Kansas City became the first team in NFL history to produce three running backs that recorded 150-yard rushing performances and is the only team ever to score eight rushing touchdowns in one game. Hall of Fame tight end Tony Gonzalez set the NFL single-season receiving mark for tight ends with 102 receptions and quarterback Trent Green became only the fourth player in NFL history to finish four consecutive seasons with a QB rating of more than 90.0.

In 2003, the Chiefs led the NFL in scoring for the second straight season with a franchise-record 484 points and posted the highest red zone touchdown scoring percentage (77.8) in league history. Running back Priest Holmes set an NFL single-season record with 27 rushing touchdowns and was named NFL Offensive Player of the Year. In 2002, Saunders' offense led the league in scoring with 467 points and broke or tied 22 single-season team records, including the long-standing NFL record for fewest fumbles (two) and the mark for longest touchdown pass in league history (99 yards) and the most combined first downs in a game (64). In 2001, Kansas City's offense ranked in the NFL top-10 in rushing, passing, scoring and total offense, and Holmes led the league in rushing with 1,555 yards.

His first NFL head coaching position came with the Chargers as interim head coach in 1986, following the resignation of Don Coryell. He spent two full seasons as the Chargers head coach after previously filling the roles of assistant head coach (1985-86) and receivers coach (1983-84) for "Air Coryell," one of the most prolific offenses in NFL history. In 1985, the Chargers led the NFL in passing and total offense for an unprecedented fifth time in six seasons. Saunders tutored Hall of Fame Receivers Kellen Winslow and Charlie Joiner, and oversaw the development of Pro Bowlers Wes Chandler, Lionel James and Gary Anderson.

Prior to entering the NFL, Saunders spent 12 years as an assistant on the collegiate level. He began his coaching career as a graduate assistant at USC under the legendary John McKay from 1970-71 and served as receivers coach on Missouri's 1972 Fiesta Bowl team. Following three seasons as play-caller and offensive backfield coach at Utah State, where Louie Giammona led the nation in all-purpose yardage for two consecutive years (1974-75), Saunders spent six seasons at California as assistant head coach/offensive coordinator/quarterbacks coach. Coaching All-American quarterbacks Joe Roth and Rich Campbell, he guided the Golden Bears to 32 NCAA, conference and school records and finished each season ranked in the top 10 in the nation in passing. His final collegiate stop was in 1982 as offensive coordinator/quarterbacks coach under head coach Johnny Majors at Tennessee, where he tutored an explosive, record-breaking offense featuring NFL first-round pick wide receivers Willie Gault and Clyde Duncan.

A native of London, England, Saunders earned Academic All-America honors at San Jose State as a three-year starter and team captain at defensive back and wide receiver from 1966-68. He was later inducted into the school's Hall of Fame. He is a former All-American swimmer, Junior Olympic Champion and national record holder in the sport and also an accomplished distance runner, crowned the Road Runners Club of America's Master 5K National Champion in 1996. He was the recipient of California's State Graduate Fellowship and earned a master's degree in education from Stanford University in 1970. Recognized in "Who's Who in America", Saunders was awarded California's prestigious Golden State Award in 1989, given for community leadership and service. In 2016, he received the "Distinguished Achievement Award" for meritorious professional and life accomplishments and was enshrined into the National Hall of Honor of Theta Chi Fraternity.

Saunders attended St. Ignatius High School in San Francisco, Calif. His great-uncle, Ron Saunders, was an English soccer player and coach, who managed Aston Villa to a league cup and its first division titles.

Saunders is married to the former Karen Mize, daughter of late recording artist Billy Mize, who was a three-time winner of the Academy of Country Music's Personality of the Year (1965-67). Saunders has three children, distinguished clinical psychologist Dr. Korrin Saunders, Emmy Award winning director/producer Williams J. Saunders and NFL assistant coach Bob Saunders.

PAUL BROWN'S INNOVATIONS

Hall of Fame Coach Paul Brown not only led the Browns to a 167-53-8 record, four AAFC titles and three NFL championships, but he was also an innovator who helped shape the NFL into the game it is today.

A Few Of Paul Brown's Innovations:

- * First to use intelligence test as a hint to a player's learning potential.*
- * Set up complete film clip statistical studies and graded his own players based on film study.*
- * First use of a radio transmitter to communicate with players on the field.*
- * First to install face masks on helmets (at the professional level).*



OFFENSIVE QUALITY CONTROL/
ASSISTANT WIDE RECEIVERS COACH
BOB SAUNDERS

SCHOOL | MISSOURI-KANSAS CITY
HOMETOWN | WALNUT CREEK, CALIF.
YEAR AS NFL COACH | 11TH
YEAR WITH THE BROWNS | 4TH

Bob Saunders enters his fourth season with the Browns and his third as offensive quality control/assistant wide receivers coach. Saunders has coached in the NFL for 10 seasons.

Last season, the Browns had three receivers record multiple touchdowns receptions, including Josh Gordon, who returned to the field after missing the previous 44 consecutive games. In five games, Gordon recorded 18 receptions for 335 yards and one touchdown.

In 2016, Saunders helped Terrelle Pryor Sr. make a successful transition from quarterback to wide receiver. In his first season at the position, Pryor led the team in receptions (77), receiving yards (1,007) and receiving touchdowns (four). His reception total was the fourth-most by a Browns wide receiver and his yardage total was seventh-most by a Browns wide receiver. He also helped develop 2016 first-round pick Corey Coleman, who was named NFL Rookie of the Week after a 104-yard, two touchdown performance in Week 2.

In 2015, Saunders served as a coaching intern, assisting the offensive line. Left tackle Joe Thomas and center Alex Mack were each selected to the Pro Bowl that season.

Saunders served as the offensive quality control coach with Kansas City (2002-05) and as the assistant wide receivers coach with Washington (2006-07) and St. Louis (2008). In Washington, Saunders coached alongside Hall of Fame Head Coach Joe Gibbs. During his four seasons in Kansas City, the Chiefs led the NFL in total offense and scoring during that span.

Saunders spent two seasons (2011-12) in the United Football League (UFL) as the wide receivers coach of the Virginia Destroyers, where he served under former Browns Head Coach Marty Schottenheimer. Saunders helped the team win the UFL title in 2011.

On the collegiate level, Saunders served as the offensive coordinator and quarterbacks coach at Oberlin College in 2014 after coaching in the same capacity at Kansas Wesleyan University in 2013. Under the tutelage of Saunders, Kansas Wesleyan led the Kansas Collegiate Athletic Conference in total offense. Quarterback Trey Dallas led the conference in total offense, passing yards and passing touchdowns. Wide receiver Zach McClain earned All-America honors, while running back Taylor Sachs was fourth in the NAIA in rushing.

In 2010, Saunders was the quarterbacks coach at Washington University in St. Louis, where he helped guide the Bears to the UAA Championship game.

Saunders earned a bachelor's degree in communications from the University of Missouri-Kansas City, graduating with honors. He also attended Southern Methodist University, where he played wide receiver and defensive back and received the Memorial Scholarship for Leadership.

Saunders and his wife, Gina, have one daughter, Ellis Rae, and two sons, Emmett Alan and Evan Joseph.

B. SAUNDERS'
COACHING BACKGROUND

- 2002-05** Kansas City Chiefs, offensive quality control coach
- 2006-07** Washington Redskins, assistant wide receivers coach
- 2008** St. Louis Rams, assistant wide receivers coach
- 2010** Washington University, quarterbacks coach
- 2011-12** Virginia Destroyers (UFL), wide receivers coach
- 2013** Kansas Wesleyan University, offensive coordinator/quarterbacks coach
- 2014** Oberlin College, offensive coordinator/quarterbacks coach
- 2015** Cleveland Browns, coaching intern
- 2016-** Cleveland Browns, offensive quality control/assistant wide receivers coach



TIGHT ENDS COACH GREG SEAMON

SCHOOL | FRANKLIN COLLEGE
HOMETOWN | BRIGHT, IND.
YEAR AS NFL COACH | 5TH
YEAR WITH THE BROWNS | 3RD

Greg Seamon was named tight ends coach on Jan. 22, 2016. He has more than 40 years of experience coaching and scouting football.

Last year, Seamon helped develop first-round pick David Njoku, who recorded the most receiving touchdowns by a Browns rookie tight end. He led the Browns with four receiving scores. Njoku finished with 32 receptions for 386 yards and Seth DeValve set career highs with 33 receptions for 395 yards.

In his first season with the Browns, Seamon worked with Gary Barnidge, who logged 55 receptions for 612 yards and two touchdowns. Barnidge joined Ozzie Newsome (six) and Kellen Winslow (two) as the only tight ends in Browns history to record multiple seasons with at least 50 receptions. In 2016, three tight ends found the end zone for Cleveland, including fourth-round pick Seth DeValve, who recorded two touchdowns.

Prior to joining the Browns, Seamon served in multiple roles with the Cincinnati Bengals for 13 seasons (2003-15). In the college scouting area, he was in charge of scouting schools from North Carolina up to Maine, as well as overseeing local schools in Ohio. In addition to pro scouting and advanced scouting, he also cross-checked collegiate players at positions of need for the team. When Hue Jackson returned to the Bengals in 2012, Seamon also assisted him with game-planning projects each week as well as working with the tight ends during training camp.

In 2002, Seamon served as the Dallas Cowboys tight ends/offensive quality control coach.

Prior to joining the NFL, Seamon coached collegiately for 18 seasons in various roles, including 12 years as an offensive coordinator at Miami, Ohio (1999-00), Cincinnati (1995-98), Akron (1991-94) and Pacific (1985-86). In 1997, he helped Cincinnati reach the school's first bowl game in 46 years and its first bowl win since 1949.

He also had college coaching stints at Navy (1987-88), Army (1983-84) and Purdue (1981-82). Seamon began his coaching career in 1977 as a defensive coordinator at Bishop Chatard High School in Indianapolis, where he also served as head baseball coach from 1979-80.

A native of Bright, Ind., Seamon played football and baseball at Franklin College in Indiana before earning a bachelor's degree at Marian College and a master's degree from Pacific.

Seamon is married to the former Vickie Buck. He has three daughters - Gwen, Courtney and Meredith.

SEAMON'S COACHING & SCOUTING BACKGROUND

- 1977-78** Bishop Chatard High School, defensive coordinator
- 1979-80** Bishop Chatard High School, head baseball coach/defensive coordinator
- 1981** Purdue University, tight ends coach
- 1982** Purdue University, outside linebackers coach
- 1983-84** Army, offensive line/running backs coach
- 1985-86** University of the Pacific, offensive coordinator/quarterbacks coach
- 1987-88** Navy, quarterbacks coach
- 1991-94** University of Akron, offensive coordinator/quarterbacks coach
- 1995-98** University of Cincinnati, offensive coordinator/quarterbacks coach
- 1999-00** Miami University, offensive coordinator/quarterbacks coach
- 2002** Dallas Cowboys, tight ends/offensive quality control coach
- 2003** Cincinnati Bengals, coaching staff associate/advance scout
- 2004-15** Cincinnati Bengals, college scout, pro scout, advance scout and special projects
- 2016-** Cleveland Browns, tight ends coach



ASSISTANT SPECIAL TEAMS COACH **SAM SHADE**

SCHOOL | ALABAMA
HOMETOWN | BIRMINGHAM, ALA.
YEAR AS NFL COACH | 1ST
YEAR WITH THE BROWNS | 1ST

Sam Shade was named assistant special teams coach on Feb. 7, 2018. He has coached on the college and high school level for 13 years following an eight-year NFL playing career as a defensive back.

SHADE'S NFL PLAYING BACKGROUND

- 1995-98** Cincinnati Bengals, defensive back
1999-02 Washington Redskins, defensive back

Shade spent 2017 coaching the cornerbacks at Georgia State following an eight year (2009-16) stint at Samford. He began his Samford tenure as the secondary coach and was promoted to special teams and defensive pass game coordinator in 2014. During his time at Samford, the secondary produced three NFL draft picks in James Bradberry (second round), Jaquiski Tartt (second round) and Corey White (fifth round).

SHADE'S COACHING BACKGROUND

- 2004-08** Briarwood Christian School (Ala.), defensive backs coach
2009-13 Samford University, defensive backs coach
2014-16 Samford University, defensive pass game coordinator/special teams coach
2017 Georgia State University, cornerbacks coach
2018 Cleveland Browns, assistant special teams coach

A fourth-round pick by the Bengals in 1995, Shade appeared in 117 games for Cincinnati (1995-98) and Washington (1999-02). He led the Bengals in tackles in 1997 and the Redskins in tackles in 1999.

Shade played collegiately at Alabama, where he was a member of the 1992 national championship team and was named a team captain as a senior in 1994.

Following his retirement from the NFL, Shade began his coaching career as a volunteer coach for five seasons at Briarwood Christian School in Birmingham, Ala.

A native of Birmingham, Shade earned his degree from Alabama in business administration and finance.

He and his wife, Jacquetta, have two sons, Justin and Jacoby, and two daughters, Jaila and Jamyia.

ALL ACCESS WITH HUE JACKSON

During the season, Browns All Access with Hue Jackson Show airs at 10:30 a.m. Sunday morning before Browns Countdown on News 5. Hosted by Nathan Zegura and Bernie Kosar, the show features play breakdowns with Coach Jackson and a look ahead to the team's upcoming opponent.



DEFENSIVE LINE COACH **CLYDE SIMMONS**

SCHOOL | WESTERN CAROLINA
HOMETOWN | WILMINGTON, N.C.
YEAR AS NFL COACH | 8TH
YEAR WITH THE BROWNS | 2ND

SIMMONS' NFL PLAYING BACKGROUND

- 1986-88** Philadelphia Eagles, defensive line
- 1994-95** Arizona Cardinals, defensive line
- 1996-97** Jacksonville Jaguars, defensive line
- 1998** Cincinnati Bengals, defensive line
- 1999-00** Chicago Bears, defensive line

SIMMONS' COACHING BACKGROUND

- 2010** New York Jets, coaching intern
- 2012-16** St. Louis/Los Angeles Rams, assistant defensive line coach
- 2017-** Cleveland Browns, defensive line coach

Clyde Simmons was named defensive line coach on Jan. 19, 2017. He has been an NFL coach for seven seasons following a 15-year NFL playing career.

Simmons helped develop Myles Garrett, the first overall pick of the 2017 NFL Draft. Garrett led the Browns with seven sacks, tied for second among all NFL rookies and third-most by a Browns rookie. Garrett joined Oakland defensive tackle Tommy Kelly (2004) and Cleveland linebacker Barkevious Mingo (2013) as the only NFL players since 2004 to record at least one sack in each of their first three NFL games. In his first game, Garrett recorded a sack on his first NFL play and became the only No. 1 overall pick to record multiple sacks in his NFL debut.

After ranking 31st in rushing defense in 2016, the Browns finished seventh last year. Cleveland recorded its best finish in rush defense since 1992 and held opponents to a 3.35 rushing average. That figure was the second-best by a Browns team in a season, second in the NFL in 2017 and fifth in the NFL since 2009.

Simmons spent the previous five seasons (2012-16) with the St. Louis/Los Angeles Rams as assistant defensive line coach. He helped coach three-time Pro Bowl defensive tackle Aaron Donald, who earned Defensive Rookie of the Year Honors in 2014, and All-Pro defensive end Robert Quinn who set a single-season franchise record with 19 sacks in 2013. The Rams finished third in the NFL with 217 total sacks

during Simmons' tenure with the team, including leading the league with 52 in 2012.

Prior to his time with the Rams, Simmons spent the 2010 season as a coaching intern with the New York Jets, primarily working with the defensive line.

Before entering the coaching ranks, Simmons was a two-time Pro Bowl selection and two-time All-Pro honoree over the course of a 15-year NFL career. A ninth-round pick by Philadelphia out of Western Carolina in the 1986 NFL Draft, Simmons' 121.5 career sacks ranks in the top-20 in NFL history, including a career-best 19 in 1992. His 236 games played is tied for fourth in NFL history among defensive linemen.

He is a native of Wilmington, N.C., and is a member of the Greater Wilmington Sports Hall of Fame. He was also inducted into the Western Carolina Sports Hall of Fame in 2002.



DEFENSIVE BACKS COACH **DeWAYNE WALKER**

SCHOOL | MINNESOTA
HOMETOWN | PASADENA, CALIF.
YEAR AS NFL COACH | 13TH
YEAR WITH THE BROWNS | 2ND

DeWayne Walker was named defensive backs coach on Jan. 19, 2017. Walker has 12 years of NFL coaching experience.

WALKER'S COACHING BACKGROUND

1988-91	<i>Mt. San Antonio College, defensive backs coach</i>
1992	<i>Mt. San Antonio College, defensive coordinator</i>
1993	<i>Utah State University, cornerbacks coach</i>
1994	<i>Brigham Young University, cornerbacks coach</i>
1995	<i>Oklahoma State University, defensive backs coach</i>
1996-97	<i>University of California-Berkeley, defensive backs coach</i>
1998-00	<i>New England Patriots, assistant secondary coach</i>
2001	<i>University of Southern California, associate head coach/secondary coach</i>
2002-03	<i>New York Giants, secondary coach</i>
2004-05	<i>Washington Redskins, secondary coach</i>
2006-08	<i>UCLA, defensive coordinator</i>
2009-12	<i>New Mexico State University, head coach</i>
2013-16	<i>Jacksonville Jaguars, defensive backs coach</i>
2017-	<i>Cleveland Browns, defensive backs coach</i>

In his first season, the Browns defense made significant improvements in many categories. The Browns, who finished 31st in the NFL in both total defense and rushing defense in 2016, ranked 14th in total defense and seventh in rushing defense in 2017. Walker worked specifically with the Browns defensive backs and Jason McCourty led the team in interceptions. McCourty also recorded the first INT-TD of his nine-year career.

Prior to the Browns, Walker served as defensive backs coach with Jacksonville for four seasons (2013-16). In 2016, Walker was tasked with the development of first-round pick Jalen Ramsey and helped him become the first rookie in franchise history to record an interception in back-to-back games and the first to return an interception for a touchdown. Walker also helped Davon House register a team-record 23 passes defended in 2015. In 2013, the Jaguars started three rookie defensive backs and Johnathan Cyprien led all rookie defensive backs with 98 tackles.

Walker also served as secondary coach with the New York Giants (2002-03) before spending the 2004-05 seasons in the same role with Washington. In 2005, the Redskins led the NFL in lowest opponent completion percentage (54.4) and ranked tied for second in fewest touchdown passes allowed (15). He helped develop 2005 first-round pick Carlos Rogers and worked with veteran Shawn Springs, who in 2004 became the first cornerback in NFL history to lead his team in sacks (five) and interceptions (six) in the same season.

From 1998-00, Walker served as assistant secondary coach in New England under Pete Carroll and Bill Belichick. Walker helped Ty Law and Lawyer Milloy to Pro Bowl appearances.

Walker participated in the NFL's minority coaching internship program, working with the San Francisco 49ers in 1996 and the Patriots in 1997.

On the college level, he served as the head coach at New Mexico State from 2009-12 following three years at UCLA as defensive coordinator. Walker also spent 2001 as the associate head coach/secondary coach at USC and spent

time at California (1996-97), Oklahoma State (1995), Brigham Young (1994) and Utah State (1993). Walker began his coaching career in 1988 at Mt. San Antonio College, serving as the defensive backs coach for four seasons and defensive coordinator for one.

As a corner at the University of Minnesota, Walker played for the CFL's Edmonton Eskimos in 1982 and spent two seasons (1983-84) playing in the USFL. In 1992, he graduated from Regents College with a bachelor's degree in liberal arts.

A native of Pasadena, Calif., Walker and his wife, Zan, have two daughters, Keshia and Kendra, and a son, Kevan.



LINEBACKERS COACH **BLAKE WILLIAMS**

SUPER BOWLS WON (ONE): SUPER BOWL XLIV



Blake Williams was named linebackers coach on Jan. 19, 2017 and has eight years of NFL coaching experience.

In Williams' first season, he helped Joe Schobert become the first Browns linebacker named to the Pro Bowl in 16 years. Schobert tied for first in the NFL with 144 tackles, while Christian Kirksey tied for fourth in the league with 138. Schobert and Kirksey joined N.Y. Jets linebacker Demario Davis as the only players in the NFL to play every defensive snap for their team in 2017.

After ranking 31st in rushing defense in 2016, the Browns finished seventh last year. Cleveland recorded its best finish in rush defense since 1992 and held opponents to a 3.35 rushing average. That figure was the second-best by a Browns team in a season, second in the NFL in 2017 and fifth in the NFL since 2009.

Prior to the Browns, Williams worked at the NFL league office in 2016.

In 2015, Williams served as the defensive coordinator at Southeastern Louisiana University after working as defensive coordinator at William Jewell College for two seasons (2013-14).

In 2012, Williams coached linebackers and served as defensive coordinator for the St. Louis Rams. From 2009-11, he was with the Saints, helping the team win Super Bowl XLIV. Prior to New Orleans, Williams served as linebackers coach and a strength and conditioning coach for Jacksonville in 2008 after getting his start as a coaching intern with Washington from 2006-07.

Williams graduated from Princeton University, where he was a four-year letterman as a defensive back.

SCHOOL | PRINCETON
HOMETOWN | CLARENCE, N.Y.
YEAR AS NFL COACH | 9TH
YEAR WITH THE BROWNS | 2ND

B. WILLIAMS' **COACHING BACKGROUND**

- 2006-07** Washington Redskins, coaching intern
- 2008** Jacksonville Jaguars, linebackers/strength and conditioning coach
- 2009** New Orleans Saints, offensive assistant
- 2010-11** New Orleans Saints, assistant linebackers coach
- 2012** St. Louis Rams, defensive coordinator/linebackers coach
- 2013-14** William Jewell College, defensive coordinator
- 2015** Southeastern Louisiana, defensive coordinator
- 2017-** Cleveland Browns, linebackers coach



OFFENSIVE LINE COACH **BOB WYLIE**

SCHOOL | COLORADO
HOMETOWN | WEST WARWICK, R.I.
YEAR AS NFL COACH | 26TH
YEAR WITH THE BROWNS | 2ND

WYLIE'S COACHING BACKGROUND

1980-82	Brown University, offensive line coach
1983-84	Holy Cross College (Indiana), offensive line coach
1985-87	Ohio University, offensive coordinator
1988-89	Colorado State University, offensive line coach
1990-91	New York Jets, tight ends coach
1992-95	Tampa Bay Buccaneers, offensive line coach
1996	University of Cincinnati, offensive line coach
1997-98	Cincinnati Bengals, tight ends coach
1999-03	Chicago Bears, offensive line coach
2004	Arizona Cardinals, offensive line coach
2005-06	Syracuse University, offensive line coach
2007-08	Winnipeg Blue Bombers, offensive line coach
2009	Saskatchewan Roughriders, offensive line coach
2010	Denver Broncos, offensive line coach
2011	Oakland Raiders, offensive line coach
2014-16	Winnipeg Blue Bombers, offensive line coach
2017-	Cleveland Browns, offensive line coach

Bob Wylie joined the Browns as offensive line coach on Jan. 19, 2017. Wylie has 44 years of experience coaching on the professional and collegiate levels. He has coached in the NFL for 25 seasons, CFL for six seasons and on the college level for 13 years.

Last year, the offensive line helped the Browns finish sixth in the league with a 4.46 rushing average and committed the third-fewest penalties in the NFL with 16. The line also protected for quarterback DeShone Kizer, who totaled the second-most passing yards by a Browns rookie and compiled the most rushing yards ever by a Browns quarterback. Left tackle Joe Thomas surpassed 10,000 consecutive offensive snaps in his career, but a torn triceps ended his streak at 10,363. Wylie helped develop Spencer Drango, who became the first player other than Thomas to start a left tackle for the Browns since Dec. 31, 2006.

Wylie spent the previous three seasons (2014-16) as the offensive line coach for the Winnipeg Blue Bombers. He also served as Winnipeg's offensive line coach from 2007-08, when his offensive line gave up the fewest sacks allowed in the CFL in 2007 and second fewest in 2008, and Saskatchewan's offensive line coach in 2009.

During his stints in the CFL, he helped his teams play for the Grey Cup twice—believed to be the only assistant coach in CFL history to do so within his first three years in the league—and coached his players to All-Star appearances at every position on the offensive line (tackle, guard and center).

In the NFL ranks, he served as the Raiders offensive line coach on Hue Jackson's staff in 2011. The Raiders surrendered 44 sacks in 2010 and allowed just 25 in 2011, improving from 29th in 2010 to the fourth fewest in the league in 2011. The Raiders also finished ninth in the NFL in total offense (379.5 yards per game), seventh in rushing offense (131.9), seventh in sacks per pass play, sixth in rushes of 10 or more yards, second in rushes of 20 or more yards, third in rushes of 40 or more yards and eighth in rushes of 50 yards or more yards.

He also spent time with the New York Jets (1990-91), Tampa Bay (1992-95), Cincinnati (1997-98), Chicago (1999-03), Arizona (2004) and Denver (2010). He has helped seven players to Pro Bowl selections, including Olin Kreutz, who was selected to three Pro Bowls under Wylie and was later named to the NFL's 2000s All-Decade Team. Wylie coached

Pro Football Hall of Fame tackle Anthony Muñoz and his line opened holes for the NFL's all-time leading rusher and Pro Football Hall of Fame running back Emmitt Smith. In 2001, his line helped the Bears produce an NFL-low 17 sacks, while blocking for running back Anthony Thomas, who earned NFL Offensive Rookie of the Year honors. Thomas' 1,183 yards in 2001 marked the seventh time a player totaled at least 1,000 rushing yards in a season with Wylie on staff. While on staff in Cincinnati, the Bengals line paved the way for back-to-back 1,000-yard rushing seasons from Corey Dillon. In Denver, Wylie's offensive line ranked sixth in the NFL, averaging 4.7 yards per carry in the second half of the 2010 season.

Wylie has coached at five different levels of football over his career: Pop Warner, junior high school, high school, college and professional. On the college level, he spent time at Syracuse (2005-06), Cincinnati (1996), Colorado State (1988-89), Ohio University (1985-87), Holy Cross (1983-84) and Brown (1980-82).

Wylie is a native of West Warwick, R.I. He played linebacker at the University of Colorado. Wylie has been inducted into the Rhode Island Football Coaches Hall of Fame, Providence Gridiron Hall of Fame and the National Football Foundation Hall of Fame. In addition, Wylie was recently honored at the Governors Cup for being a Rhode Island Sport Legend and received the NFL's Extra Effort Award in 2001 for his work with Chicago-area youth.

Wylie is a licensed pilot, an amateur magician and an accomplished musician. Additionally, he acts as a consultant for EA Sports' Madden NFL video game, advising in the area of offensive line play.

JOE THOMAS ANNOUNCES RETIREMENT

On March 14, 2018, left tackle Joe Thomas announced his retirement from the NFL.

"This was an extremely difficult decision, but the right one for me and my family," said Thomas. "Playing in the NFL has taken a toll on my body and I can no longer physically compete at the level I need to."

"From the moment I was drafted, the city embraced me in a way that I could never fully describe. I am proud to call Cleveland home. The loyalty and passion of Browns fans is unmatched and it was an honor to play in front of them from the past 11 years. I would like to thank all of the coaches, teammates, staff, fans and everyone who has shown me support throughout my career. Even though I will be hanging up my cleats, I will always be a Cleveland Brown."

"Joe has been a pillar of our organization and one of the greatest to put on a Cleveland Browns uniform," said Dee and Jimmy Haslam. "We want to thank him for everything he has done for the Browns and the Northeast Ohio community. We should all strive for the standard Joe has set to always be available, put the team above yourself and always give maximum effort. One of the first ways we will acknowledge and honor his accomplishments is to enshrine the number 10,363 to recognize his consecutive snaps streak in the team's Ring of Honor at a home game this season. It also won't be long before he takes his rightful place down the road in Canton at the Pro Football Hall of Fame."

Thomas became the fifth player and the only lineman in NFL history to be selected to the Pro Bowl each of his first 10 seasons, joining Pro Football Hall of Famers Barry Sanders, Lawrence Taylor, Mel Renfro and Merlin Olsen. Thomas' 10 Pro Bowls are a team record, surpassing Hall of Famers Jim Brown (nine) and Lou Groza (nine). Thomas was also selected to the Associated Press All-Pro team eight times, including six first-team honors.

The third overall pick in the 2007 draft, Thomas played every offensive snap for the Browns from his rookie season through Week 7 in 2017, when he sustained a torn triceps that ended his consecutive snaps streak at 10,363. His Iron Man stretch, which consisted of 167 consecutive games, is believed to be the longest consecutive snaps streak in NFL history.





QUARTERBACKS COACH **KEN ZAMPESE**

SCHOOL | SAN DIEGO
HOMETOWN | SANTA MARIA, CALIF.
YEAR AS NFL COACH | 21ST
YEAR WITH THE BROWNS | 1ST

ZAMPESE'S COACHING BACKGROUND

1989	University of San Diego, graduate assistant
1990-91	University of Southern California, graduate assistant
1992-95	Northern Arizona University, wide receivers coach
1996-97	Miami University, quarterbacks coach/passing game coordinator
1998	Philadelphia Eagles, offensive assistant
1999	Green Bay Packers, offensive assistant
2000	St. Louis Rams, offensive assistant
2001	St. Louis Rams, wide receivers coach
2002	St. Louis Rams, passing game coordinator
2003-15	Cincinnati Bengals, quarterbacks coach
2016-17	Cincinnati Bengals, offensive coordinator
2018-	Cleveland Browns, quarterbacks coach

Ken Zampese was named quarterbacks coach on Jan. 12, 2018. He has been an NFL coach the past 20 years.

Zampese (pronounced zam-PEE-zee) spent the past 15 years with the Cincinnati Bengals. He spent 2016 and part of the 2017 season as offensive coordinator after serving as quarterbacks coach for 13 seasons (2003-15). He helped shape two of the best passers in Bengals history in Carson Palmer and Andy Dalton. Zampese served as quarterbacks coach for Palmer's first seven NFL seasons (2004-10) and for Dalton's first five (2011-15). Zampese helped develop each to multiple Pro Bowl selections as well as numerous franchise records. Dalton, a second-round pick in 2011, became just the second quarterback in the Super Bowl era to lead his team to the playoffs in each of his first five seasons. Palmer led the NFL with 33 passing touchdowns in 2005. In 2004, Zampese helped quarterback Jon Kitna set several career highs en route to being named the Associated Press Comeback Player of the Year.

Prior to Cincinnati, Zampese spent three seasons (2000-02) on the Rams coaching staff. In 2001, he served as wide receivers coach and the Rams led the NFL in passing yards. He added the title passing game coach in 2002 and the Rams finished second in the league in passing yards.

Zampese began his NFL career as an offensive assistant with Philadelphia in 1998. He was an offensive assistant with Green Bay the following year.

Prior to the NFL, he spent nine years coaching on the college level. He spent time at the University of San Diego (1989), University of Southern California (1990-91), Northern Arizona University (1992-95) and Miami University (1996-97).

Zampese played wide receiver and kick returner at San Diego. He was named the Special Teams Player of the Year as a senior. He earned an undergraduate degree in business from San Diego and a master's degree in adult education from Southern California.

His father, Ernie, was a longtime NFL offensive coordinator and helped the Cowboys win Super Bowl XXX.

A native of Santa Maria, Calif., Zampese and his wife have two children.



ASSISTANT GENERAL MANAGER **ELIOT WOLF**

SUPER BOWLS WON (ONE): SUPER BOWL XLV



YEAR IN THE NFL | 15TH
YEAR WITH THE BROWNS | 1ST

Eliot Wolf was named Assistant General Manager on January 10, 2018. Wolf spent the past 14 seasons with the Green Bay Packers, most recently as director of football operations.

During his time in Green Bay, the Packers earned 10 trips to the playoffs, seven NFC North division titles and a victory in Super Bowl XLV. From 2004-17, Green Bay ranked among the NFL leaders in points per game (third with 25.6) and wins (fourth with 224).

Wolf officially joined the Packers as a pro personnel assistant in 2004. He was promoted to assistant director of pro personnel in 2008. He spent 2011 as assistant director of player personnel before serving as director of pro personnel for three seasons (2012-14). Wolf was elevated to director of player personnel in 2015 and spent his final two seasons (2016-17) as director of football operations.


His father, Ron, was the general manager of the Packers and was inducted in the Pro Football Hall of Fame in 2015. Wolf's scouting career unofficially began at the age of 10 when he joined his father in film sessions. He later held scouting internships with the Packers, Falcons and Seahawks.

Wolf earned a B.A. degree in English with an emphasis in creative writing from the University of Miami. He graduated in December 2003 after just three and a half years in order to begin his NFL career before the 2004 NFL Draft. At Miami, he volunteered in the football office's recruiting department.

Wolf and his wife, Regan, have a daughter, Daisy.

BROWNS TRAINING CAMP

The Cleveland Browns 2018 training camp features 15 free public practices at the team's facility in Berea, beginning Thursday, July 26. In addition to the upgraded training camp layout that includes more than twice as many seats as the previous format, the Browns modified the ticketing process to ensure as many fans as possible are able to receive an up-close and personal view of the team's preparations for the 2018 season. The Browns changed the field layout in 2017 and 2018 and incorporated additional seating throughout the venue to offer more fans a quality view and experience during training camp, highlighted by an approximately 1,250 seat grandstand. Additional fan-friendly activations include a 40-yard dash, unique photo opportunities, the Puppy Pound and more.



VICE PRESIDENT, PLAYER PERSONNEL
ANDREW BERRY

YEAR IN THE NFL | 10TH
 YEAR WITH THE BROWNS | 3RD

Andrew Berry was named the Browns' vice president of player personnel on Jan. 27, 2016. He joined the Browns after spending the previous seven seasons (2009-15) in the Indianapolis Colts front office, including the last four as pro

scouting coordinator.

With the Browns, Berry helps lead all talent evaluation efforts for the club, including college prospects and NFL free agents. He also helps in overseeing the club's scouting department and works closely with General Manager John Dorsey, Assistant General Manager Eliot Wolf, Vice President of Player Personnel Alonzo Highsmith and Chief Strategy Officer Paul DePodesta.

Berry started with the Colts in 2009 as a scouting assistant and was promoted to pro scout in 2011 before being elevated to pro scouting coordinator in 2012. During his time in Indianapolis, the Colts won four AFC South titles, made five postseason appearances and advanced to Super Bowl XLIV. From 2009-15, Indianapolis won 67 games, the sixth-most in the NFL during that span.

In the Colts' front office, Berry managed the free agency process, scouted upcoming opponents and evaluated NFL players and players from other professional leagues. He also assisted with college scouting, preparation for the NFL draft and participated in contract negotiations during free agency.

Berry graduated from Harvard University cum laude with a bachelor's degree in economics and a master's degree in computer science in four years. While at Harvard, he was a four-year starter as a cornerback and was a three-time All-Ivy League team selection and an All-America honoree. He totaled 125 career tackles and five interceptions playing for the Crimson.

Berry was one of five finalists for the John Wooden Citizenship Cup, which is awarded to the nation's highest-achieving student-athlete who best displays character, teamwork and citizenship. He was a finalist for the Draddy Trophy as the national scholar-athlete of the year and was named the 2009 Football Championship Subdivision Athletic Director Association Scholar-Athlete of the Year.

BROWNS COUNTDOWN

On Sundays during the season, Browns Countdown, presented by Elk & Elk, airs at 11 a.m. each week on News 5 for an hour-long preview of the game ahead. Tune in each week before all of the team's home and away games to get live updates and the latest information from Nathan Zegura, Dustin Fox, News 5's Jon Doss and Browns Legends Hanford Dixon and Bernie Kosar.



VICE PRESIDENT, FOOTBALL ADMINISTRATION
CHRIS COOPER

YEAR IN THE NFL | 11TH
YEAR WITH THE BROWNS | 5TH

Chris Cooper is in his fifth season with the Browns and first as vice president, football administration. Cooper, who is in his 11th season in the NFL, initially joined the club as director of football administration in 2014.

In his role, Cooper works closely with General Manager John Dorsey, as well as the coaching and player personnel departments, to reach and execute player contracts, manage the team's salary cap and oversee areas related to the Browns' relationship with the NFL and NFLPA.

Cooper has played a key role in the team's efforts to build its roster, including negotiating contracts with players and their representatives for rookies, free agents and members of the active roster. He was highly involved in the Browns' ability to reach long-term contract extensions with OL Joel Bitonio (2017), LB Jamie Collins Sr. (2017), LB Christian Kirksey (2017), WR Jarvis Landry (2018) and RB Duke Johnson Jr. (2018). Cooper also played a pivotal role in the Browns inking 10 unrestricted free agents in 2018.

Before joining the Browns, Cooper served six seasons with NFL headquarters in New York, where he aided the league's management council in a variety of capacities from 2008-14. He also spent time with the Minnesota Vikings as a law clerk in 2008.

A native of Sparta, N.J., Cooper received his bachelor's degree in sociology from Virginia before securing his JD degree from Brooklyn Law School.

He and his wife, Lindsay, currently live in Avon with their children, Brynn and Owen.

LARGEST COMEBACKS IN BROWNS HISTORY

Trailing 28-3 late in the second quarter at Tennessee (10/5/14), the Browns scored 26 unanswered points for a 29-28 win. The 25-point comeback was the largest by a road team in NFL history and tied for the third largest all-time.

LARGEST COMEBACKS IN NFL HISTORY

<u>Date</u>	<u>Game</u>	<u>Lead</u>	<u>Final Score</u>
Dec. 7, 1980	San Francisco vs. New Orleans	28	38-35
Sept. 21, 1997	Buffalo vs. Indianapolis	26	37-35
Oct. 5, 2014	Cleveland at Tennessee	25	29-28
Nov. 8, 1987	St. Louis vs. Tampa Bay	25	31-28

LARGEST COMEBACKS IN BROWNS HISTORY

<u>Date</u>	<u>Game</u>	<u>Lead</u>	<u>Final Score</u>
Oct. 5, 2014	Cleveland at Tennessee	25	29-28
Dec. 4, 1966	Cleveland vs. N.Y. Giants	20	49-40
Oct. 27, 2002	Cleveland at N.Y. Jets	18	24-21



VICE PRESIDENT, PLAYER PERSONNEL ALONZO HIGHSMITH

SUPER BOWLS WON (ONE): SUPER BOWL XLV



YEAR IN THE NFL | 20TH
YEAR WITH THE BROWNS | 1ST

Alonzo Highsmith was named vice president of player personnel on January 10, 2018. Highsmith played six seasons in the NFL and spent the past 19 seasons in the Green Bay Packers player personnel department.

Highsmith joined the Packers as a college scout in 1999 and spent 13 years on the college scouting staff. He was promoted to senior personnel executive in 2012 and remained in that role through the 2017 season. During his time in Green Bay, the Packers earned 13 trips to the playoffs, nine NFC North division titles and a victory in Super Bowl XLV. From 1999-17, Green Bay won 304 games, fourth-most in the NFL during that span. The Packers also ranked second in the NFL with an average of 25.3 points per game from 1999-17.

As a running back, Highsmith was the third overall pick by the Houston Oilers in the 1987 draft. He spent his first three seasons (1987-89) with Houston, starting 40 consecutive games, before being traded to Dallas. He spent a year and a half (1990-91) with the Cowboys before finishing his career with Tampa Bay (1991-92). He retired after the 1992 season following a series of knee injuries. He appeared in 65 regular season games and rushed for 1,195 yards on 283 carries with seven touchdowns. He added 42 receptions for 428 yards and three touchdowns.

Following his NFL playing career, Highsmith spent four years as a professional heavyweight boxer. He compiled a 27-1-1 career record.

A four-year letterman at the University of Miami, Highsmith helped the Hurricanes capture the 1983 national championship. He led the team in rushing his sophomore and senior seasons and earned a degree in business administration.

Highsmith is married to his wife, Denise, and has five children, Alonzo, A.J., Jordan, Jasmine and Brandon.

BRED IN THE BUCKEYE STATE

Three Browns players are continuing their long-standing football careers within Ohio's borders. OL Jamie Meder, RB Carlos Hyde and DB Denzel Ward all played for high school, college and professional football teams within the state of Ohio.

Player

DL Jamie Meder

RB Carlos Hyde

DB Denzel Ward

Hometown

Cincinnati

Parma Heights

Macedonia

College

Ashland

Ohio State

Ohio State



VICE PRESIDENT, PLAYER PERSONNEL
KEN KOVASH

YEAR IN THE NFL | 9TH
YEAR WITH THE BROWNS | 6TH

Ken Kovash enters his sixth year in the Browns player personnel department and third as vice president of player personnel. He previously served as director of football research/player personnel (2013-15). Kovash came to the

Browns in 2013 after spending three seasons (2010-12) with the Dallas Cowboys as the team's senior analytics manager.

In the Cowboys front office, Kovash led football research efforts across the scouting department and coaching staff.

Kovash graduated from the University of California, Berkeley with a bachelor's degree in economics and went on to receive his master's degree in business administration from the University of Chicago. Kovash currently resides in Cleveland, Ohio.



DIRECTOR, SCOUTING
MIKE CETTA

YEAR IN THE NFL | 6TH
YEAR WITH THE BROWNS | 6TH

Mike Cetta is going into his sixth year with the Browns player personnel staff and third as the director of scouting.

Cetta most recently served as the department's project coordinator in 2015. Prior to that role, he came to Cleveland in 2013 as an analytics intern and worked as a scouting intern in 2014.

A native of Downers Grove, Ill., Cetta graduated from Minnesota with a bachelor's degree in statistics and currently resides in Cleveland, Ohio.

FIRSTENERGY STADIUM PRO SHOP DONATION

In 2017, the Cleveland Browns announced that all of the team's net proceeds from items purchased in the Pro Shop at FirstEnergy Stadium would be donated to support Browns Give Back's commitment to education and youth football. The Browns were the first NFL club to dedicate year-round net proceeds from its team shop to community initiatives.



DIRECTOR, COLLEGE SCOUTING
STEVE MALIN

SUPER BOWLS WON (TWO): SUPER BOWLS XLII AND XLVI



YEAR IN THE NFL | 18TH
YEAR WITH THE BROWNS | 1ST

Steve Malin is in his first season with the Browns after being named director of college scouting on May 31, 2018.

Malin comes to Cleveland with over 17 years of NFL scouting experience, most recently serving as a national scout for the New Orleans Saints for two years. Prior to his stint in New Orleans, Malin's longest-tenured post came with the New York Giants, with whom he was with from 2001-16. During his time in New York, the Giants advanced to the postseason seven times and won Super Bowls XLII and XLVI.

Before entering the NFL, Malin spent the 2000 season as a regional scout in the XFL.

Malin also possess past coaching experience, acting as an assistant coach at Southern Methodist University from 1994-99 and at his alma mater East Texas State University in 1993.

As a player, Malin competed as a tight end at West Texas State University from 1989-90 and transferred to East Texas State to play out the 1991 and 1992 seasons as a linebacker, tight end and offensive tackle. He earned a bachelor's degree in kinesiology from East Texas State and a master's degree in liberal arts from SMU.

A native of Texas, Malin is married to his wife, Stacey. The couple has twins, son, Tyler and daughter, Taylor, a son, Trey, and daughters Trinity Reese, Tru Rivers and Tenessie Reign.



DIRECTOR, RESEARCH AND STRATEGY
KEVIN MEERS

YEAR IN THE NFL | 7TH
YEAR WITH THE BROWNS | 6TH

Kevin Meers enters his sixth season with the Browns and third as the director of research and strategy. Meers graduated from Harvard University in the spring of 2014.

While in school, Meers worked as a football research intern with the Cowboys in 2012 and the Browns in 2013. Originally from Washington, D.C., he currently resides in Cleveland, Ohio.



DIRECTOR, PRO SCOUTING **DAN SAGANEY**

YEAR IN THE NFL | 10TH
YEAR WITH THE BROWNS | 10TH

Dan Saganey is in his 10th season as a member of the Browns' player personnel staff and third as director of pro scouting. Saganey tracks player movement around the league, conducts advance scouting of Browns' opponents,

helps prepare the staff during pro free agency and also is involved in the evaluation of college prospects. Saganey previously worked as a manager of player personnel (2014-15), a pro scout (2011-13) and a player personnel assistant (2009-10).

Prior to joining the Browns, Saganey spent two seasons as a coach at Harvard University, first assisting with the defensive line (2007) and then tutoring the wide receivers (2008). During his two seasons in Cambridge, the Crimson captured back-to-back Ivy League Championships for only the third time in school history.

He began his coaching career in 2006 as the tight ends/tackles coach at Bentley College in Waltham, Mass. A native of Norfolk, Mass., Saganey earned a degree in government from Colby College, where he spent four years as a member of the Mules' offensive line.

Saganey and his wife, Heidi, have a son, Brock, and a daughter, Blake.

HOW THE BROWNS WERE NAMED

One myth is that the team was named after the popular boxing champion, Joe Louis, "The Brown Bomber."

However, when owner Arthur McBride brought an AAFC team to Cleveland in 1945, he held a newspaper contest to name the team and offered a \$1,000 war bond to the winner. Most of the entries submitted wanted the name Browns because the extremely popular Paul Brown was the team's head coach.

Coach Brown thought it wouldn't be proper to name the team after him, and the entry "Panthers" was selected. A few weeks later, a man approached McBride and said he owned a semi-pro team in the 1920s called the Cleveland Panthers and he still owned the rights to the name.

McBride could have bought the man off, but Brown vetoed the idea. The coach didn't want the new team to be associated with a losing franchise. Instead of holding a new contest, Brown reluctantly agreed on the name "The Browns."



ASSISTANT DIRECTOR, SCOUTING
GLENN COOK

YEAR IN THE NFL | 8TH
YEAR WITH THE BROWNS | 3RD

Glenn Cook is entering his third season as the Browns assistant director of scouting.

Cook came to the Browns after spending four years in Green Bay (2012-15), working as a pro scout for the Packers. While in Green Bay, Cook worked primarily in the pro personnel department with current Browns Assistant General Manager Eliot Wolf and Vice President of Player Personnel Alonzo Highsmith.

With the Browns, Cook's skillset is used by the club to evaluate players and track their movements around the NFL, especially in free agency. He also prepares advance scouting reports for upcoming opponents during the season and assists in the evaluation of college prospects for the NFL draft.

Prior to joining the Packers in May 2012, Cook worked as a scouting assistant with the Indianapolis Colts beginning in June 2011. Before transitioning into the field of player personnel, Cook was a graduate assistant coach at the University of Miami (Fla.), his alma mater. While coaching, he assisted with linebackers and defensive line and helped in recruiting efforts.

Cook finished his playing career (2004-06, 2008) at Miami as a four-year letterman linebacker with 185 tackles, two sacks, two forced fumbles and two fumble recoveries in 47 games played and 17 starts. Leading the team in tackles as a senior captain in 2008, he earned Miami's Plumer Memorial Award for leadership, motivation and spirit and the Melching Award for leadership. Before missing the 2007 season with an injury, he was also named the team's Linebacker of the Year as a junior in 2006.

After his time with the Hurricanes, Cook was drafted by the Chicago Cubs in the 46th round of the 2009 MLB Draft and played in 34 rookie-league games for the club.

A native of Miami, Fla., Cook holds a bachelor's degree in marketing and management and a master's degree in sports administration from Miami and currently resides in Cleveland, Ohio with his wife, Kelem.

CLEVELAND BROWNS FOOTBALL CAMP

In an effort to further promote youth football, the 2018 Cleveland Browns Football Camp, in association with University Hospitals and Purell, continued this year with three sessions at three unique locations. The June 6-8 camp was held at the Lou Groza Youth Football Field in Berea, Ohio, while the June 13-15 camp was held at the home of the Cleveland Browns, FirstEnergy Stadium. The third session culminated the camp with a June 20-22 session held at the Pro Football Hall of Fame in Canton, Ohio, the birthplace of football. More than 200 young athletes honed their football skills in a fun, safe and supportive environment, highlighted with an interaction with the Browns' 2018 rookie class in the first and second sessions and an admission to the Pro Football Hall of Fame following the third session.



SCOUT
ADAM AL-KHAYYAL


YEAR IN THE NFL | 4TH
YEAR WITH THE BROWNS | 4TH

Adam Al-Khayyal enters his fourth year with the Browns in 2018 and second year as a college scout. He joined the organization as an intern in 2015 and spent two seasons assisting with player personnel and football administration before being promoted to scout in 2017.

Prior to joining the Browns, Al-Khayyal held associate and coordinator positions at ESPN, working in various research capacities.

Al-Khayyal played collegiately as a wide receiver at Princeton. He graduated with a bachelor of arts in economics in 2012.

Born and raised in Atlanta, Ga., Adam currently resides in Seattle, Wa. with his wife, Tanya Hanna.



SCOUT
ZACH AYERS

YEAR IN THE NFL | 6TH
YEAR WITH THE BROWNS | 6TH

Zach Ayers is entering his sixth year with the Browns and his third as a road scout after holding various roles in the player personnel department his first three seasons.

Ayers is responsible for scouting college players in the southwest region of the country after serving as a scouting assistant from 2015-16. From 2013-15, he worked on scouting projects.

Prior to his time in Cleveland, Ayers was the assistant defensive coordinator for South Albany High School in Albany, Ore. from 2010-12 and JV defensive coordinator for North Salem High School from 2008-10.

A native of Albany, Ore., Ayers graduated from Western Oregon University with a bachelor's degree in interdisciplinary studies.

He and his wife, Sarah, have a daughter, Paxtyn.



SCOUT
COLTON CHAPPLE

YEAR IN THE NFL | 6TH
YEAR WITH THE BROWNS | 6TH

Colton Chapple is in his sixth season with the Browns' player personnel staff. Chapple joined the Browns after graduating from Harvard in May 2013 with a degree in psychology.

From 2014-15, Chapple worked as the team's BLESTO scout, responsible for the Midwest region of the country. He served as a scouting assistant in his first season with the club in 2013.

At Harvard, Chapple played quarterback for four years, throwing for 2,567 yards and 24 TDs as a senior in 2012. For his performance, Chapple was one of two Ivy League players to be awarded The Asa Bushnell Cup in 2012, which is given to the conference's top offensive and defensive players of the year.

Chapple was born and raised in Alpharetta, Ga.



SCOUT
JOSH COX

YEAR IN THE NFL | 4TH
YEAR WITH THE BROWNS | 4TH

Josh Cox is in his fourth year with the Browns' player personnel staff and first as a scout. Cox is mainly responsible for evaluating college players from the Southwest region throughout the year.

Cox served as a scouting assistant for two seasons (2016-17) after he began working with the Browns as a film analyst in 2015.

Prior to his time in Cleveland, Cox was a recruiting specialist for the University of Alabama from 2012-15. He was also a player engagement intern for the Kansas City Chiefs for a short time in 2013 and 2014.

A native of Santa Barbara, Calif., Cox graduated from Alabama with a degree in exercise science in 2015. He currently resides in Austin, Texas.

BROWNS YOUTH FOOTBALL COACHES CORNER

Cleveland Browns Youth Football hosted its inaugural High School Coaches Corner in June at the team's training facility. Nearly 40 high school coaches throughout Northeast Ohio learned various practice techniques, drills, skills and more during a private minicamp practice.



SCOUT SAM DELUCA

YEAR IN THE NFL | 6TH
YEAR WITH THE BROWNS | 6TH

Sam DeLuca is going into his sixth year with the Browns player personnel staff and third as a scout. He previously served as a pro scouting assistant.

In his role as scout, DeLuca's primary duties include film study of active NFL players and evaluation of free agents, as well as advance scouting of upcoming opponents and assisting in the day-to-day operations of the Pro Department. DeLuca also assists with evaluations of college draft prospects.

Before joining the Browns, DeLuca graduated from Arizona State in 2013 with a degree in business management and legal studies. DeLuca previously worked as a pro personnel intern with the Philadelphia Eagles in the summers of 2011 and 2012.

Before interning in the Philadelphia personnel department, he worked as an equipment assistant for the Eagles from 2006-10.

DeLuca currently resides in Cleveland, Ohio.



SCOUT MATT DONAHOE

YEAR IN THE NFL | 6TH
YEAR WITH THE BROWNS | 1ST

Matt Donahoe enters his first season as a member of the Browns' player personnel department and his sixth in the NFL. Donahoe's primary responsibilities include evaluating college talent.

He previously served as an area scout for the Kansas City Chiefs, where he worked alongside Browns General Manager John Dorsey and covered the Northeast region of the country from 2015-17. Prior to being promoted to that post, Donahoe spent 2014 as a NFS scout, overseeing the states of Missouri, Kansas, Nebraska and Illinois. He originally entered the NFL as the Chiefs' scouting intern in 2013, assisting in daily scouting activities, compiling player personnel information and attending various professional and college games.

Additionally, Donahoe has previous experience working with Browns assistant general manager Eliot Wolf and vice president of player personnel Alonzo Highsmith in Green Bay as the Packers' summer scouting intern in 2012.

The Pittsburgh, Pa. native has also spent multiple training camps serving as a ball boy for the Pittsburgh Steelers and Buffalo Bills.

A graduate of Allegheny College, Donahoe was a four-year letterman in golf and a two-time Academic All-American. He earned his degree in economics with a minor in communication arts in 2012.



SCOUT
BRANDEN FRANCIS

YEAR IN THE NFL | 4TH
YEAR WITH THE BROWNS | 4TH

Branden Francis is in his fourth year with the Browns' player personnel staff and first as a scout. Francis is mainly responsible for evaluating both pro and college players throughout the year, while also preparing scouting reports

for upcoming opponents.

Francis joined the Browns as a player personnel intern in 2015 and transitioned into a scouting assistant prior to the start of the 2016 season.

Before his time with the Browns, Francis served as an intern in the football operations department at Liberty University during the fall of 2015.

A native of Herndon, Va., Francis graduated from Liberty with a degree in sports management in 2015. He currently resides in Cleveland, Ohio.



SCOUT
GERALD McCULLY

YEAR IN THE NFL | 4TH
YEAR WITH THE BROWNS | 4TH

Gerald McCully enters his fourth season on the Cleveland Browns' player personnel staff after serving as a part-time scout for the Montreal Alouettes from 1997-2014. Prior to his work with the Alouettes, McCully coached running backs and linebackers for the Arena Football League's Florida Bobcats from 1995-97.

From 1987-93, McCully worked at The Citadel, his alma mater, as the tight ends coach, recruiting coordinator and academic coordinator. While in college, he played nose guard from 1981-83 and went on to coach at Jesuit High School in Tampa, Fla. from 1985-87. He continued his high school coaching career with stops at six other high schools in Florida and South Carolina from 1993-2015. Gerald worked part-time for Terry Forbes Recruit Evaluations where he evaluated Illinois, Indiana, Missouri and Florida from 1997-2002.



SCOUT
JIMMY NOEL

YEAR IN THE NFL | 4TH
YEAR WITH THE BROWNS | 1ST

Jimmy Noel begins his first season with the Browns' personnel department in 2018 and his fourth in the NFL, assisting in overseeing the club's pro scouting efforts.

He previously worked with Browns General Manager John Dorsey in Kansas City, serving as the Chiefs' scouting intern in 2015 and scouting assistant in 2016. Last season, Noel was promoted to pro scout and served in that capacity for the entirety of the 2017 season.

Before his time in Kansas City, Noel was a volunteer tight ends coach for Temple University, as well as assisting the program's recruiting and quality control departments.

Noel played defensive back for Boston College from 2009-12 and was a team captain his senior year. During his career, he compiled 115 tackles and seven interceptions. He also earned a rookie minicamp tryout from the Seattle Seahawks in 2013.

A native of Everett, Mass., Noel graduated from Boston College in 2013.



SCOUT
MAX PAULUS

YEAR IN THE NFL | 6TH
YEAR WITH THE BROWNS | 6TH

Max Paulus is in his sixth year with the Browns player personnel staff and third as a scout. Paulus is mainly responsible for evaluating college players from the Mid-Atlantic region throughout the year.

Paulus served as a scouting assistant for two seasons (2014-15) after he began working with the Browns as a scouting intern in 2013.

Prior to his time in Cleveland, Paulus played football at Denison University for four years, starting at quarterback for three and serving as a captain during his senior season. He graduated with bachelor's degrees in economics and history.

A native of Massillon, Ohio, Paulus and his wife, Tory, currently reside in Nashville, Tenn.



MANAGER, PLAYER ENGAGEMENT
RON BREWER

YEAR IN THE NFL | 4TH
YEAR WITH THE BROWNS | 4TH

Ron Brewer is in his fourth season as the Browns manager of player engagement.

Brewer helps to ensure the successful transition of NFL players into and out of professional football. He oversees programs that include the Rookie Professional Development Program, Rookie Success Program, undergraduate and graduate degree completion, internships, financial education and additional educational sessions, which range from Domestic Violence to Leadership. Over the last three years, Brewer assisted as 37 players completed coursework towards undergraduate or master's degrees, while others participated in internships and job shadowing opportunities.

Prior to the Browns, Brewer spent two seasons at his alma mater, North Carolina, as the director of player development and recruiting. He also spent time at the NCAA as the assistant director of leadership development. With the NCAA, he oversaw national professional development programs for athletes, administrators and coaches. Brewer also worked at SMU (academic support/life skills coordinator), LSU (academic advisor) and with the Minnesota Vikings (player development coordinator).

A native of Chesapeake, Va., Brewer earned undergraduate and master's degrees from UNC, where he lettered as a cornerback. With the Tar Heels, he worked his way from a walk on to earning a scholarship to team captain as a senior.



PERFORMANCE DIETITIAN
KATY MEASSICK

YEAR IN THE NFL | 3RD
YEAR WITH THE BROWNS | 3RD

Katy Meassick is in her third year as the Browns' performance dietitian.

Meassick oversees all nutritional needs of the team throughout the season, including practices, workouts, game days and travel. She also focuses in the areas of nutrition education and programming, as well as managing the training table, players' body composition, individual counseling and supplement evaluation.

Meassick came to the Browns from Florida State University where she served as the director of sports nutrition from 2014-16, overseeing the nutrition needs of all Florida State student-athletes. Prior to FSU, she spent time at Arizona State University as the program's registered dietitian. From 2011-13, Meassick worked as the team dietitian at the University of Pennsylvania after spending two years at the University of Maryland as an assistant athletic trainer.

Meassick is a registered dietitian with the Academy of Nutrition and Dietetics and is a member of the Sports, Cardiovascular and Wellness Nutrition dietetic practice group and the Collegiate and Professional Sports Dietitians Association. Meassick is also a board certified specialist in sports dietetics and a certified athletic trainer with the Board of Certification for Athletic Trainers.

A native of Tampa, Fla., Meassick holds a bachelor's degree in athletic training from the University of South Florida and a master's degree in nutrition science from Syracuse University. She and her husband, Greg, currently reside in Fairview Park, Ohio.



EQUIPMENT MANAGER
BRAD MELLAND

YEAR IN THE NFL | 21ST
YEAR WITH THE BROWNS | 14TH

Brad Melland is in his 14th season as the Browns equipment manager after serving as the assistant equipment manager for the Seattle Seahawks for seven seasons (1998-2004).

Melland was voted by his peers as the NFL Equipment Manager of the Year in 2013.

Along with assistants Jim McLaughlin, Jeff Inderhees and Kory Gillissie, he oversees purchasing, fitting, customizing, and issuing of all playing equipment for the club as well as ensuring all equipment safety parameters are met.

Prior to his stint in Seattle, Melland worked in three other professional leagues, including the Montreal Alouettes of the Canadian Football League (1996-98), where he was the assistant director of football operations, head equipment manager and travel coordinator.

Melland also has experience with the Baltimore Stallions (1994-95) of the Canadian Football League, the World League's Rhein Fire (1995) and Orlando Thunder (1991-92) and the Arena Football League's Tampa Bay Storm (1993).

A native of Williston, North Dakota, Melland graduated from Williston High School and the University of North Dakota, where he earned his BBA in management. He and his wife, Tanya, a native of Montreal, have four children, Christopher, Caeli, Jaime and Jace.



VIDEO DIRECTOR
ROB PAVLAS

YEAR IN THE NFL | 10TH
YEAR WITH THE BROWNS | 10TH

Rob Pavlas is in his 10th season with the Browns and third as video director. He joined the club as assistant video director in 2009 and was promoted to video director in 2016.

Along with assistants Ricky Palmer and Ben Lawson, Pavlas handles all of the audio/visual needs for coaches, player personnel staff and players. They record all practices and games, breaking each down into smaller elements to provide the team with as much detail as possible for game and opponent preparation.

Prior to the Browns, Pavlas worked for DVSPORT Software (2006-09) and the University of Akron (2004-06). With the Zips, he was the head video contact for football and men's basketball.

Pavlas earned undergraduate and master's degrees from Ohio State University.

He and his wife, Carmina, have a son, Lucas, and daughter, Cruz.



HEAD GROUNDSKEEPER **CHRIS POWELL**

YEAR IN THE NFL | 25TH
YEAR WITH THE BROWNS | 22ND

Chris Powell is in his 22nd season with the Browns and 20th as head groundskeeper. He originally served the Browns as the assistant head groundskeeper from 1992-94 and started back up with the club in his current role when the team returned to Cleveland in 1999.

Powell works closely with stadium field manager Neal Pate and Berea grounds manager Scott Springer in overseeing all aspects of field and grounds management at FirstEnergy Stadium and the Browns training facility. In addition to football games, Powell leads the efforts for other events at both locations, such as concerts, soccer matches and training camp. Over the course of his career, Powell has had experience in field design, construction, renovations and grow-ins, while also being well-versed in warm and cool season grasses and a wide range of athletic fields.

Powell is also a member of the National and Ohio Sports Turf Managers Associations and the Ohio Turf Foundation.

Between stints in Cleveland, Powell served as the grow-in supervisor in 1994 at Arrowhead Stadium in Kansas City, Mo. when the Chiefs transitioned from turf to natural grass. From 1995-97, he also worked as a turf consultant for Northwestern football and MiLB Norwich Navigators while working part-time with the Chiefs. During that time, Powell also acquired a real estate license and worked as a substitute teacher and umpire.

A native of Urich, Mo., Powell graduated from Central Missouri University with a bachelor's degree in parks and recreation with a focus in park management. While in school, he worked full time at the university athletic fields and golf course from 1987-92. Powell also joined the Army National Guard in 1989, finishing as a NCO movements specialist in the 35th infantry division support command out of Lexington, Mo.

Powell and his wife, Stephanie, have two daughters, Katelyn and Ella, and a son, Andrew. They currently reside in Berea, Ohio.

NFL DRAFT DAY 3

On Day 3 of the NFL Draft, the Browns celebrated youth football in Northeast Ohio at the Pro Football Hall of Fame, where the team's selections were announced by Pro Football Hall of Fame President & CEO David Baker, Browns alumnus QB Bernie Kosar and members of the NFL FLAG National Championship 11-12 year-old youth flag football team that represented Cleveland during the 2018 Pro Bowl in Orlando. As part of its dedication to youth football through Browns Give Back, the team also hosted a free Cleveland Browns Parents Clinic, presented by PURELL, in Canton. Parents Clinics are an interactive and educational forum designed to educate parents about football fundamentals while offering a player safety clinic. During the event, parents heard from University Hospitals medical experts, including UH Rainbow Babies and Children's Hospital Division Chief for Pediatric Cardiology Dr. Christopher Snyder and University Hospitals Orthopedic Sports Medicine M.D. and Orthopedic Surgeon Dr. Michael Karns. Participants' children also enjoyed a free PLAY 60 youth football clinic during the session.



VICE PRESIDENT, PLAYER HEALTH AND DEVELOPMENT
JOE SHEEHAN

YEAR IN THE NFL | 19TH
 YEAR WITH THE BROWNS | 10TH

Joe Sheehan is entering his 10th season with the Browns and his first as vice president of player health and development after being promoted from head athletic trainer.

Working closely with assistants Shone Gipson, Gordon Williams, Anthony Trem and Pat Rock, Sheehan is responsible for managing the day-to-day care of Browns players in coordination with team physicians. Additionally, Sheehan oversees the team's strength, conditioning and nutritional efforts. He and his staff work synonymously with the club's strength and conditioning staff and performance dietician, creating a true team approach to the overall care of Browns players.

Sheehan previously spent one year (2008) as the coordinator of athletic training and sports medicine at the University of Arkansas. With the Razorbacks, Sheehan coordinated and managed the medical care for more than 450 student-athletes competing in 19 intercollegiate sports. He also served as the lead athletic trainer for the school's football team.

The 2018 season will mark Sheehan's 19th in the NFL on a full-time basis, having spent his first nine years in the league as a member of the athletic training staff of the Jacksonville Jaguars, including the final three as an assistant athletic trainer and the director of rehabilitation. In that role, Sheehan developed and administered player rehabilitation protocols for the organization. He was responsible for all aspects of medical documentation. Sheehan also assisted with the design and implementation of the team's offseason strength and conditioning program.

Sheehan is a certified athletic trainer (ATC), a certified strength and conditioning specialist (CSCS), certified performance enhancement specialist (PES) and a certified corrective exercise specialist (CES).

Sheehan began his affiliation with the Jaguars as a seasonal athletic trainer in 1997. In the spring of 1998, he served as an assistant athletic trainer for the Barcelona Dragons as part of NFL Europe. He returned to the Jaguars as a seasonal athletic trainer in the fall of 1998 before being hired full-time by Jacksonville in 1999. He was promoted three times on the Jaguars' staff before assuming his most recent position in June 2005. In 2003, he was part of a staff that earned the distinction as the NFL Athletic Training Staff of the Year.

Sheehan earned his bachelor's of science degree from the University of Connecticut in 1997. He was a member of the Dean's List and National Honor Society at UConn. He earned his master's of science degree in exercise science and health promotion/rehabilitation science from California University of Pennsylvania in 2007.

He is a member of the National Athletic Trainer's Association, the National Strength and Conditioning Association, the National Academy of Sports Medicine, and the Professional Football Athletic Trainer's Society, where he served on the organization's executive committee and the education committee.

Sheehan and his wife, Lisa, have two daughters, Rachel and Kelsey, and a son, Brendan.



HEAD TEAM PHYSICIAN
JAMES VOOS, M.D.

James E. Voos, MD is entering his fifth season as head team physician for the Cleveland Browns. Dr. Voos is the Jack and Mary Herrick Endowed Director of Sports Medicine at University Hospitals Cleveland and Associate Professor, Department of Orthopedic Surgery at Case Western Reserve University School of Medicine.

Originally from Kansas City, Dr. Voos earned his medical degree from the University of Kansas. He performed his orthopedic surgery residency and sports medicine fellowship at the US News & World Report's No. 1 ranked Hospital for Special Surgery in New York, where he was an assistant team physician for the New York Giants and WNBA New York Liberty.

Dr. Voos also previously served as a team physician for the Kansas City Chiefs and as head physician for the Kansas City Ballet.

Dr. Voos has published more than 50 scientific publications and book chapters. His areas of expertise include wearable performance technology, surgical treatment of ACL and multi-ligament knee injuries, shoulder instability, hip femoroacetabular impingement (FAI) and elbow Tommy John injuries. He was recently selected as a committee member for the American Orthopaedic Society for Sports Medicine (AOSSM) STOP Sports Injuries initiative.

Additionally, Dr. Voos volunteers as a team physician for local collegiate, high school and youth sports and serves as Medical Co-Director for the Cleveland Marathon and Cleveland Triathlon.

Dr. Voos' wife, Kristin, is a neonatologist at Rainbow Babies and Children's Hospital. They have three children: Kalli, K.C. and Klara.



LEAD MEDICAL PHYSICIAN
SEAN CUPP, M.D.

Sean A. Cupp, MD begins his fifth season as lead medical physician for the Cleveland Browns. Dr. Cupp is Co-Director of Sports Medicine and Assistant Professor at University Hospitals Cleveland.

Originally from rural western Oklahoma, Dr. Cupp earned his medical degree from the University of Oklahoma before receiving his family medicine training at the University of Alabama Birmingham-Huntsville Family Practice residency in north Alabama. He returned home for his Primary Care Sports Medicine Fellowship at the University of Oklahoma Medical Center in Oklahoma City and then joined a busy private orthopedic practice in Lawrence, Kan.

Dr. Cupp has spent his entire career in athletic medicine. For the decade prior to arriving in Cleveland, he practiced medical sports medicine and non-surgical orthopedics in northeast Kansas while serving as the assistant head medical physician for the University of Kansas Jayhawks and the head team physician for Baker University Wildcats.

Dr. Cupp is a Fellow in the American Academy of Family Physicians and an active member of the American Medical Society for Sports Medicine and the NFL Physicians Society. He continues to practice sports medicine with University Hospitals Orthopedics. His interests include musculoskeletal medicine, medical issues of the athlete, non-surgical joint preservation, sports ultrasound and ultrasound guided joint injections.

Dr. Cupp and his wife, Keri, have three children: Charlotte, Christian and Caleb.



SPECIAL ADVISOR JIM BROWN

Cleveland Browns Hall of Fame running back Jim Brown serves as a special advisor for the team. In this role, he serves in a variety of off-field capacities with the club and in the community. Brown previously was as an executive advisor with the team, a position he held through 2010.

Cleveland's No. 1 draft choice in 1957 from Syracuse, Brown starred in both football and lacrosse during his collegiate career. He went on to fulfill a storied NFL career, which included leading the NFL in rushing during eight of his nine seasons. He appeared in nine consecutive Pro Bowls and was named the NFL's MVP three times (1957, 1958 and 1965). Brown owns team records for most combined net yards (15,459), career rushing yards (12,312), most points in one season (126), career TDs (126), rushing TDs (106), most consecutive games scoring a TD (10) and most 1,000 yard seasons (seven).

Brown's No. 32 was retired by the club and he was inducted into the Pro Football Hall of Fame in 1971. A statue of his likeness was unveiled outside the southeast corner of FirstEnergy Stadium in 2016.

Brown is active with his Amer-I-Can Program, which works in schools, prisons and communities across the country. Born on Feb. 17, 1936, in St. Simons, Ga., Brown and his wife, Monique, live in California with their two children.

JIM BROWN STATUE UNVEILED AT FIRSTENERGY STADIUM

On September 18, 2016 during Browns Alumni Weekend, a statue of Jim Brown's likeness was unveiled outside the southeast corner of FirstEnergy Stadium.

"It's pretty hard to argue with what Jim did as a player," said Browns Owner Jimmy Haslam during the ceremony. "I'm sure you could argue with some various franchises whether he is the greatest NFL player of all time, even the greatest NFL running back, but it would be pretty hard to argue that he is not the greatest Cleveland Brown of all time."

The statue is a first for the Browns honoring a former player, and the team commissioned nationally-recognized sculptor David L. Deming of Lakewood, Ohio, for the statue.

"One of the reasons we have such a tremendous fan base today is that so many of us grew up watching Jim Brown play and remembered (No.) 32 and how he dominated for nine years," Haslam said.



CLEVELAND BROWNS STAFF



Blake Adkins
Membership Services
Representative



Taylor Adrian
Membership Services
Representative



Mike Annarella
Coordinator,
Communications



Leah Archual
Manager,
Digital Media



Renee Arko
Coordinator,
Scoreboard Operations



Anthony Baucio
Associate Producer



Tare Beaver
Membership Services
Representative



Nich Beesley
Associate Producer



Vanessa Bekono
Manager,
Partnership Activation



Will Black
Coordinator,
Ownership Operations



Andrew Bossard
Assistant
Groundskeeper



John Boykin
Manager,
Berea Security



Jess Brooks
Sales Coordinator



Lovelle Brown
Stadium Security
Supervisor



Troy Brown
Vice President,
Stadium Operations



Andrew Calangelo
Account Executive



Lance Camden
Manager,
Corporate Partnerships



Chris Cola
Coordinator,
Berea Facilities



Rob Conroy
Associate Producer



Brandon Covert
Director,
Information Technology

STAFF

PLAYERS

2017 SEASON

HISTORY

RECORDS

GAME DAY

CLEVELAND BROWNS STAFF



Jud Covert
Support Services
Manager




Phil Dangerfield
Vice President,
Operations



Connor Daugherty
Membership Services
Representative



Bill Davis
Stadium Security
Officer



Bradley DeAngelis
Software Developer



Jason Decker
Manager,
Ticket Operations



Brent DeCoster
Manager,
Corporate Partnerships



Scott DiBenedetto
Scouting Assistant



Marina Dieker
Coordinator,
Partnership Activation



Clete Diener
Coordinator,
Stadium Operations



Bob Digney
Engineer



Patrick Dorin
IT Support
Specialist



Theresa Dunham
Executive Assistant



Tosan Eyetsemitan
Scouting Assistant



John Frain
Director,
Security



Nick Frasco
Senior Director,
Corporate Partnership &
Suite Sales



Ariel Garcia
Stadium Maintenance



Simon Gelan
Director,
Football Operations



Jason Gibbs
Radio Producer



Kory Gillissie
Equipment Assistant

STAFF

PLAYERS

2017 SEASON

HISTORY

RECORDS

GAME DAY


CLEVELAND BROWNS STAFF



Cory Gillman
Coordinator,
Partnership Activation



Shone Gipson
Assistant Head
Athletic Trainer



Dave Giuliani
Football Research
Analyst



Mike Good
Manager,
Stadium Operations



Samuel Grabinski
Membership Services
Representative



Andrew Gribble
Senior Staff Writer



Brian Gross
Senior Membership
Services Representative



Tony Hajjar
Account Executive



Tyler Hamblin
Scouting Assistant



Joe Hamlin
Manager,
Partnership Activation



Rich Hanchette
Motion Graphic Artist



Kacy Harmon
Director,
Ticket Operations



Briana Harris
Membership Services
Representative



Andrew Healy
Senior Strategist for
Player Personnel



Maranda Hoffman
Account Executive




Zack Holt
Group
Account Executive



Trevor Holway
Group
Account Executive



Seth Hooker
Director,
Football Information
Systems



Russell Horn
Assistant
Groundskeeper



Don Husted
Director,
Stadium Facilities

CLEVELAND BROWNS STAFF



Zayna Ibrahim
Manager,
Membership Services



Jeff Inderhees
Assistant Equipment
Manager



Bob Isgro
Engineer



Linwood Jones
Manager,
Business Data
Architecture



Mike Judge
Manager,
Inside Sales



Omar Jufko
Manager,
Stadium Security



Bridget Kakos
Director,
Partnership Activation



Cecilia Kaltz
Manager,
Cleveland Browns
Foundation



Corey Kinder
Manager,
Fan Experience &
Special Events



Paul Knopp
IT Security Engineer



Steve Korey
Manager,
Suite Sales



Sara Kornokovich
Director,
Content & Production




Aditya Krishnan
Football Research
Analyst



Deb Kruszynski
Manager,
Travel & Compliance



Taylor Laurer
Director,
Membership Services



Jennifer Lawlis
Engineer



Ben Lawson
Video Assistant



Victoria Leahy
Account Executive



David Lee
Senior Manager,
Ticket Operations



Jen Leister
Manager,
Marketing

CLEVELAND BROWNS STAFF



Monica Lince
Coordinator,
Ticket Operations



Kaila Lockhart
Coordinator,
Partnership Activation



Kelvin Long
Group Account
Executive



David Lowry
Network
Administrator



Nick Luburger
Account Executive




Kevin Mack
Alumni Relations



Sue Majewski
Payroll Manager



Patrick Maks
Staff Writer



Erica Mangino
Business Data
Scientist



Joseph Mann
Stadium Security
Officer



Thomas Mason
Group Account
Executive



Rob McBurnett
Senior Manager,
Communications



Jeff McDaniel
Producer



Keely McKenzie
Coordinator,
Digital Design



Jim McLaughlin
Assistant Equipment
Manager



Nick McNeill
Manager,
Premium & Group
Sales



Maximo Meggitt
Membership Services
Representative



Carol Meier
Receptionist



Kyle Millen
Director,
Scoreboard Operations



Chris Modarelli
Director,
Creative Services

CLEVELAND BROWNS STAFF



Joe Moeller
Director,
Business Analytics



Brad Mohr
Director,
Stadium Operations



Keith Mollohan
Associate Producer



Marshall Morgan
Stadium Maintenance



Hannah Mothersbaugh
Manager,
Guest Services



Dan Murphy
Senior Manager,
Communications



Katie Murphy
Director,
Ownership Operations



Mike Nikolaus
Senior Vice President,
Chief Human
Resources Officer



Dax Nollenberger
Scouting Assistant



Shelby O'Brien
Coordinator,
Fan Experience &
Special Events



Sean Olivier
Coordinator,
Scoreboard Operations



Jessica O'Rielly
Manager,
Digital & Media Sales



Carlos Oseguera
Senior Director,
Fan Experience &
Special Events



Sean Othen
Senior Manager,
Corporate Sponsorships



Thomas Pack
Scouting Assistant



Ricky Palmer
Assistant Video
Director



Neal Pate
Stadium Field
Manager



Jonathan Patterson
Stadium Security
Officer



Jeffrey Patton
Network Manager



Austin Pavilack
Senior Premium
Sales Representative

STAFF

PLAYERS

2017 SEASON

HISTORY

RECORDS

GAME DAY

CLEVELAND BROWNS STAFF



James Payne
Stadium Security
Supervisor



Miguel Pimentel
Premium Sales
Representative



Donna Podolak
Executive Assistant



Mark Podolak
Art Director



Marikka Pretz-Anderson
Manager,
Legal Affairs



Jerry Ray
Engineer



Allie Raymond
Coordinator,
Social Media



Laurie Rice
Director,
Finance



Joe Rizzo
Senior Premium
Sales Representative



Omari Robinson
Group Account
Executive



Megan Rock
Manager,
Fan Experience &
Special Events



Pat Rock
Assistant Athletic
Trainer



Kimer Rogers
Engineer



Michael Romanella
Scouting Assistant



Madelyn Rossler
Membership Sales
Representative



Gregory Rush
Vice President,
Finance &
Administration



Emma Ryan
Coordinator,
Suiteholder Experience



Brandon Schwartz
Senior Membership
Sales Representative



Joshua Shur
Engineer



Michael Sims
Stadium Security
Officer

STAFF

PLAYERS

2017 SEASON

HISTORY

RECORDS

GAME DAY

CLEVELAND BROWNS STAFF



Bob Sivik
Vice President,
Ticket Sales & Service



Sabina Skolnik
Data Architect /
Data Integrity Specialist



Mark Smith
Sales & Marketing
Systems Manager



Pamela Smith
Accounting Manager



Sharon Smith
Manager,
Suiteholder Experience



Brandon Sosna
Salary Cap &
Contract Analyst



Scott Springer
Grounds Supervisor



Matt Srodek
Manager,
Berea Facilities



Chris Stanley
Stadium Maintenance



Lindsay Strauch
Senior Manager,
Partnership Activation



Eric Strick
Engineer



Justin Su'a
Mental Skills Coach



Bryant Swindle
Player Personnel
Assistant



Darrell Taylor
Manager,
Youth Football



Paul Taylor
Supervising Producer



Jenner Tekancic
Vice President,
Community Relations



Casey Thompson
Coordinator,
Shipping & Receiving



Anthony Trem
Physical Therapist




Ted Tywang
Vice President,
General Counsel



Dee Vega
Wellness Manager



Iman Warren
Senior Group
Account Executive



Zach Wigmore
Scouting Assistant



Gordon Williams
Assistant Athletic
Trainer



Nicole Willis
Manager,
Partnership Activation



Jeff Witt
Assistant
Groundskeeper



Cariema Wood
Coordinator,
Community Relations
& Alumni



Brittany Young
Manager,
Community Relations



Josh Young
Director,
Ticket Sales



Darren Zavarella
Graphic Designer



Dan Zegers
Personnel Coordinator



Nathan Zegura
Senior Media
Broadcaster



Zach Zelinsky
Software Developer



Jeremy Zimmer
Senior Director,
Digital Media

A Cleveland Browns player in a brown jersey with the number 29 is running with the football. The player is wearing an orange helmet with a blue and white stripe. The background is a blurred stadium with spectators. The word "PLAYERS" is overlaid in large, white, bold letters across the middle of the image.

PLAYERS

2018 ALPHABETICAL ROSTER

NO	NAME	POS	HT	WT	DOB	AGE	EXP	COLLEGE	HOMETOWN	HOW ACC
86	Allen, Julian	TE	6-3	245	5/31/94	24	R	Southern Mississippi	Sewell, N.J.	FA - '18
55	Avery, Genard	LB	6-0	250	4/26/95	23	R	Memphis	Grenada, Miss.	D5 - '18
56	Bello, B.J.	LB	6-3	229	10/31/94	23	R	Illinois State	New Lenox, Ill.	FA - '17
89	Berry, Evan	WR	5-11	202	11/4/1995	22	R	Tennessee	Fairburn, Ga.	FA - '18
75	Bitonio, Joel	OL	6-4	305	10/11/91	26	5	Nevada	Long Beach, Calif.	D2 - '14
16	Board, C.J.	WR	6-1	181	12/12/93	24	1	Tennessee-Chattanooga	Clarksville, Tenn.	FA - '18
20	Boddy-Calhoun, Briaean	DB	5-9	193	12/1/93	25	3	Minnesota	Wilmington, Del.	W. (Jac.) - '16
99	Brantley, Caleb	DL	6-3	307	9/2/94	23	2	Florida	Crescent City, Fla.	D6 - '17
52	Burgess Jr., James	LB	6-0	230	3/9/94	24	2	Louisville	Homestead, Fla.	FA - '17
49	Cajuste, Devon	TE	6-4	242	1/31/93	25	1	Stanford	Seaford, N.Y.	FA - '18
11	Callaway, Antonio	WR	5-11	200	1/9/97	21	R	Florida	Miami, Fla.	D4 - '18
43	Campbell, Elijah	DB	5-11	190	8/24/95	23	R	Northern Iowa	St. Paul, Minn.	FA - '18
38	Carrie, T.J.	DB	5-0	204	7/28/90	28	9	Ohio	Antioch, Calif.	UFA (Oak.) - '18
31	Chubb, Nick	WR	5-11	227	12/27/95	22	R	Georgia	Cedartown, Ga.	D2b - '18
93	Coleman, Corey	WR	5-11	185	7/6/94	24	3	Baylor	Dallas, Texas	D1 - '18
72	Coleman, Shon	OL	6-5	310	11/25/91	26	3	Auburn	Memphis, Tenn.	D3b - '16
93	Coley, Trevon	DL	6-1	310	7/13/94	24	2	Florida Atlantic	Miami, Fla.	FA - '17
51	Collins Sr., Jamie	LB	6-3	250	10/20/89	28	6	Southern Mississippi	McCall Creek, Miss.	Tr. (N.E.) - '16
4	Colquitt, Britton	P	6-3	210	3/20/85	33	9	Tennessee	Knoxville, Tenn.	FA - '16
63	Corbett, Austin	OL	6-4	306	9/5/95	23	R	Nevada	Sparks, Nev.	D2a - '18
42	Currie, Justin	LB	6-2	230	9/19/93	24	2	Western Michigan	Royal Oak, Mich.	FA - '17
27	Dayes, Matthew	RB	5-9	205	9/3/94	24	2	N.C. State	Ft. Lauderdale, Fla.	D7b - '17
87	DeValve, Seth	TE	6-3	245	1/29/93	25	3	Princeton	Manchester, Conn.	D4d - '16
61	DiLauro, Christian	OL	6-6	300	11/11/94	23	R	Illinois	Uniontown, Ohio	FA - '18
66	Drango, Spencer	OL	6-6	315	10/15/92	25	3	Baylor	Indianapolis, Ind.	D5b - '16
66	Ekuale, Daniel	DL	6-3	300	11/13/94	24	R	Washington State	Pago Pago, American Samoa	FA - '18
54	Fabiano, Anthony	OL	6-4	303	4/13/93	25	2	Harvard	Wakefield, Mass.	W. (Ind.) - '18
97	Faulk, Jeremy	DL	6-2	305	9/13/93	24	1	Garden City C.V.C.	Hastings, Fla.	FA - '18
88	Fells, Darren	TE	6-7	270	4/22/86	32	5	California-Irvine	Fullerton, Calif.	UFA (Det.) - '18
57	Frazier, Marcell	DL	6-5	260	1/8/94	24	R	Missouri	Portland, Ore.	W. (Sea.) - '18
28	Gaines, E.J.	DB	5-10	191	2/23/92	26	5	Missouri	Independence, Mo.	UFA (Buf.) - '18
95	Garrett, Myles	DL	6-4	272	12/29/95	22	2	Texas A&M	Arlington, Texas	D1a - '17
67	Gennesy, Avery	OL	6-3	318	2/6/94	24	2	Texas A&M	Southaven, Miss.	W. (Jac.) - '18
2	Gonzalez, Zane	K	6-0	202	5/7/95	23	2	Arizona State	Deer Park, Texas	D7a - '17
12	Gordon, Josh	WR	6-3	225	4/13/91	27	3	Baylor	D2 (Suop.) - '12	W. (Ind.) - '18
48	Grace, Jermaine	LB	6-0	225	11/8/93	24	2	Miami (Fla.)	Hollywood, Fla.	FA - '17
79	Gray, Geoff	OL	6-5	315	11/8/94	23	1	Manitoba	Manitoba, Canada	FA - '17
35	Hannemann, Micah	DB	6-0	195	8/15/94	24	R	BYU	Alpine, Utah	FA - '18
69	Harrison, Desmond	OL	6-6	295	10/8/93	24	R	West Georgia	Houston, Texas	FA - '18
81	Higgins, Rashard	WR	6-1	198	10/7/94	23	R	Colorado State	Dallas, Texas	D5c - '16
25	Hilliard, Dontrell	RB	5-11	202	2/26/95	23	R	Tulane	Baton Rouge, La.	FA - '18
74	Hubbard, Chris	OL	6-4	295	4/23/91	27	5	UAB	Columbus, Ga.	UFA (Pit.) - '18
47	Hughlett, Charley	LB	6-4	248	5/16/90	28	8	Central Florida	Tampa, Fla.	FA - '14
36	Hyde, Carlos	RB	6-0	222	9/20/90	27	6	Ohio State	Cincinnati, Ohio	UFA (S.F.) - '18
13	Janis, Jeff	WR	6-3	219	6/24/91	27	4	Saginaw Valley State	Tawas City, Mich.	UFA (G.B.) - '18
29	Johnson Jr., Duke	RB	5-9	210	9/23/93	24	4	Miami (Fla.)	Miami, Fla.	D3a - '15
91	Jones, Lenny	DL	6-2	256	8/8/91	27	1	Nevada	Oakland, Calif.	FA - '18
41	Jordan, Mike	DB	6-1	200	10/21/92	25	3	Missouri Western State	Hazelwood, Mo.	W. (LAR) - '17
56	Kendricks, Mychal	LB	5-11	240	9/28/90	27	7	California	Fresno, Calif.	FA - '18
24	Kendrick, Derrick	DB	5-10	210	12/15/93	24	3	Texas Christian	San Antonio, Texas	D4c - '16
58	Kirksey, Christian	LB	6-2	235	8/31/92	26	5	Iowa	St. Louis, Mo.	D3a - '14
80	Landy, Jarvis	WR	5-11	196	11/28/92	25	5	Louisiana State	Maitairie, La.	Tr. (Mia.) - '18
15	Lauina, Fred	OL	6-4	315	5/17/95	23	R	Oregon State	Nuuuli, American Samoa	FA - '18
60	Louis, Ricardo	WR	6-2	215	3/23/94	24	3	Auburn	Miami, Fla.	D4b - '16
7	Martin, Ross	K	5-9	187	7/3/93	25	1	Duke	Solon, Ohio	FA - '18
6	Mayfield, Baker	QB	6-1	215	4/14/95	23	R	Oklahoma	Austin, Texas	D1a - '18
30	Meander, Montrel	DB	6-2	215	9/20/94	23	R	Grambling State	Amarillo, Texas	FA - '18
98	Meder, Jamie	DL	6-2	308	4/12/91	27	4	Ashland	Parma Heights, Ohio	FA - '14
39	Mitchell, Terrance	DB	5-11	191	5/17/92	26	5	Oregon	Sacramento, Calif.	UFA (K.C.) - '18
94	Nassib, Carl	DL	6-7	275	4/12/93	25	3	Penn State	West Chester, Pa.	D3a - '16
85	Njoku, David	TE	6-4	246	7/10/96	22	2	Miami (Fla.)	Cedar Grove, N.J.	D1c - '17
90	Ogbah, Emmanuel	DL	6-4	275	11/6/93	24	3	Oklahoma State	Lagos, Nigeria	D2 - '16
65	Ogunjobi, Larry	DL	6-3	305	6/3/94	24	2	Charlotte	Greensboro, N.C.	D3 - '17
44	Orchard, Nate	DL	6-3	255	15/9/93	25	4	Utah	Salt Lake City, Utah	D2 - '15
22	Peppers, Jabrill	DB	5-11	213	10/4/95	22	2	Michigan	East Orange, N.J.	D1b - '17
23	Randall, Damarious	DB	5-11	196	8/29/92	26	4	Arizona State	Pensacola, Fla.	Tr. (G.B.) - '18
18	Ratley, Damion	WR	6-2	200	4/16/95	23	R	Texas A&M	Yoakum, Texas	D6a - '18
62	Reiter, Austin	OL	6-3	300	11/27/91	26	3	South Florida	Bradenton, Fla.	FA - '16
37	Rice, Denzel	DB	6-0	185	3/31/93	25	2	Coastal Carolina	Winston-Salem, N.C.	FA - '18
3	Roback, Brogan	QB	6-3	215	8/29/94	24	R	Eastern Michigan	Maumee, Ohio	FA - '18
78	Robinson, Greg	OL	6-5	330	10/21/92	25	5	Auburn	Thibodaux, La.	FA - '18
68	Saikao, Victor	OL	6-6	316	11/4/93	24	2	Oklahoma State	Huntsville, Ala.	FA - '18
25	Sankoh, Tiege#	DB	5-11	214	11/4/97	20	R	Greenwich	London, England	FA - '18
50	Schobert, Joe	WR	6-5	245	11/8/93	24	R	Wisconsin	Waukesha, Wis.	D4a - '16
49	Scott, Da'Mari	WR	6-0	205	8/18/95	23	R	Fresno State	Muskegon Heights, Mich.	FA - '18
59	Sheldon, Brady	DL	6-5	220	2/23/93	25	2	Arkansas	Novi, Mich.	D4 - '16
5	Smith, Chris	LB	6-1	266	2/11/92	26	5	Oklahoma State	Moulton Ulla, N.C.	UFA (Cin.) - '18
36	Smith, Derron	DB	5-10	200	2/4/92	26	4	Fresno State	Banning, Calif.	FA - '17
9	Stanton, Drew	QB	6-3	226	5/7/84	34	12	Michigan State	Farrington Hills, Mich.	UFA (Arz.) - '18
71	Stephenson, Donald	OL	6-5	312	9/30/88	29	7	Oklahoma	Blue Springs, Mo.	UFA (Den.) - '18
5	Taylor, Tyrod	QB	6-1	217	8/3/89	29	8	Virginia Tech	Hampton, Va.	Tr. (Buf.) - '18
92	Thomas, Chad	DL	6-5	278	10/12/95	22	R	Miami (Fla.)	Miami, Fla.	D3 - '18
33	Thomas, Simeon	DB	6-3	190	9/22/93	24	R	Louisiana-Lafayette	Miami, Fla.	D6b - '18
77	Thompson, Trenton	DL	6-3	288	7/27/96	22	R	Georgia	Albany, Ga.	FA - '18
64	Tretter, JC	OL	6-4	307	2/12/91	27	6	Cornell	Akron, N.Y.	UFA (G.B.) - '17
40	Vitale, Danny	FB	6-1	245	10/26/93	24	3	Northwestern	Wheaton, Ill.	FA - '16
8	Vogel, Justin	P	6-5	220	10/14/93	24	2	Miami (Fla.)	Tampa, Fla.	W. (G.B.) - '18
21	Ward, Denzel	DB	5-11	190	4/28/97	21	R	Ohio State	Macedonia, Ohio	D1b - '18
42	Williams, Marquez	FB	5-10	260	7/16/94	24	1	Miami (Fla.)	Athens, Ga.	FA - '17
84	Willies, Derrick	WR	6-4	207	10/17/94	23	R	Texas Tech	San Bernardino, Calif.	FA - '18
70	Zettler, Kevin	OL	6-4	315	3/8/90	28	7	Wisconsin	Waukesha, Wis.	UFA (Cin.) - '17

Reserve/Injured (1):

24	Wilson, Howard	DB	6-1	184	10/30/95	22	1	Houston	DeSoto, Texas	D4 - '17
----	----------------	----	-----	-----	----------	----	---	---------	---------------	----------

* Ages as of regular-season opener (9/9/18) and rosters as of 6/19/18

2018 NUMERICAL ROSTER

NO	NAME	POS	HT	WT	DOB	AGE	EXP	COLLEGE	HOMETOWN	HOW ACQ
2	Zane Gonzalez	K	6-0	202	5/7/95	23	2	Arizona State	Deer Park, Texas	D7a - '17
3	Brogan Roback	QB	6-3	215	8/29/94	24	R	Eastern Michigan	Maumee, Ohio	FA - '18
4	Britton Colquitt	P	6-3	210	3/20/85	33	9	Tennessee	Knoxville, Tenn.	FA - '16
5	Tyrod Taylor	QB	6-1	217	8/3/89	29	8	Virginia Tech	Hampton, Va.	Tr. (Buf.) - '18
6	Baker Mayfield	QB	6-1	215	4/14/95	23	R	Oklahoma	Austin, Texas	D1a - '18
7	Ross Martin	K	5-9	187	7/3/93	25	1	Duke	Solon, Ohio	FA - '18
8	Justin Vogel	P	6-5	220	10/14/93	24	2	Miami (Fla.)	Tampa, Fla.	W. (G.B.) - '18
9	Drew Stanton	QB	6-3	226	5/7/84	34	12	Michigan State	Farmington Hills, Mich.	UFA (Arz.) - '18
10	Da'Mari Scott	WR	6-0	205	8/8/95	23	R	Fresno State	Muskegon Heights, Mich.	FA - '18
11	Antonio Callaway	WR	5-11	200	1/9/97	21	R	Florida	Miami, Fla.	D4 - '18
12	Josh Gordon	WR	6-3	225	4/13/91	27	3	Baylor	Houston, Texas	D2 (Sup.) - '12
13	Jeff Janis	WR	6-3	219	6/24/91	27	5	Saginaw Valley State	Tawas City, Mich.	UFA (G.B.) - '18
15	Ricardo Louis	WR	6-2	215	3/23/94	24	3	Auburn	Miami, Fla.	D4b - '16
16	C.J. Board	WR	6-1	181	12/12/93	24	1	Tennessee-Chattanooga	Clarksville, Tenn.	FA - '18
18	Damion Ratley	WR	5-2	200	4/16/95	23	R	Texas A&M	Yoakum, Texas	D6a - '18
19	Corey Coleman	WR	5-9	185	7/6/94	24	3	Baylor	Dallas, Texas	D1 - '16
20	Brean Boddy-Calhoun	WR	5-9	193	12/1/93	25	3	Minnesota	Wilmington, Del.	W. (Jac.) - '16
21	Denzel Ward	DB	5-11	190	4/28/97	21	R	Ohio State	Macedonia, Ohio	D1b - '18
22	Jabrill Peppers	DB	5-11	213	10/4/95	22	2	Michigan	East Orange, N.J.	D1b - '17
23	Damarious Randall	DB	5-11	196	8/29/92	26	4	Arizona State	Pensacola, Fla.	Tr. (G.B.) - '18
25	Dontrell Hillard	RB	5-11	202	2/26/95	23	R	Tulane	Baton Rouge, La.	D4 - '18
25	Tigie Sankoh#	DB	5-11	214	11/4/97	20	R	Greenwich	London, England	FA - '18
26	Derrick Kindred	DB	5-10	210	12/15/93	24	3	Texas Christian	San Antonio, Texas	D4c - '16
27	Matthew Dayes	RB	5-9	205	9/3/94	24	2	N.C. State	Ft. Lauderdale, Fla.	D7b - '17
28	E.J. Gaines	DB	5-10	191	2/23/92	26	5	Missouri	Independence, Mo.	UFA (Buf.) - '18
29	Duke Johnson Jr.	RB	5-9	210	9/23/93	24	4	Miami (Fla.)	Miami, Fla.	D3a - '15
30	Montrel Meander	DB	6-2	215	9/20/94	23	R	Grambling State	Amarillo, Texas	FA - '18
31	Nick Chubb	RB	5-11	227	12/27/95	22	R	Georgia	Cedartown, Ga.	D2b - '18
33	Simone Thomas	DB	6-3	190	9/22/93	24	R	Louisiana-Lafayette	Miami, Fla.	D6b - '18
34	Carlos Hyde	RB	6-0	229	9/20/90	27	5	Ohio State	Cincinnati, Ohio	UFA (S.F.) - '18
35	Micah Hännemann	DB	6-0	195	8/15/94	24	R	BYU	Alpine, Utah	FA - '18
36	Derron Smith	DB	5-10	200	2/4/92	26	4	Fresno State	Banning, Calif.	FA - '17
37	Denzel Rice	DB	6-0	185	3/31/93	25	2	Coastal Carolina	Winston-Salem, N.C.	FA - '18
38	T.J. Carrie	DB	6-0	204	7/28/90	28	5	Ohio	Antioch, Calif.	UFA (Oak.) - '18
39	Terrance Mitchell	DB	5-11	191	5/17/92	26	5	Oregon	Sacramento, Calif.	UFA (K.C.) - '18
40	Danny Vitale	FB	6-1	245	10/26/93	24	3	Northwestern	Wheaton, Ill.	FA - '16
41	Mike Jordan	DB	6-1	200	10/21/92	25	3	Missouri Western State	Hazelwood, Mo.	W. (LAR) - '17
42	Justin Currie	LB	5-2	230	9/19/93	24	2	Western Michigan	Royal Oak, Mich.	FA - '17
42	Marquez Williams	FB	6-10	260	7/16/94	24	1	Miami (Fla.)	Athens, Ga.	FA - '17
43	Elijah Campbell	DB	5-11	190	8/24/95	23	R	Northern Iowa	St. Paul, Minn.	FA - '18
44	Nate Orchard	DL	6-3	255	15/9/93	25	4	Utah	Salt Lake City, Utah	D2 - '15
47	Charley Hughlett	LS	6-4	248	5/16/90	28	4	Central Florida	Tampa, Fla.	FA - '14
48	Jermaine Grace	LB	6-0	225	11/8/93	24	2	Miami (Fla.)	Hollywood, Fla.	W. (Ind.) - '18
48	Devon Cajuste	TE	6-4	242	1/31/93	25	1	Stanford	Seaford, N.Y.	FA - '18
49	Brady Sheldon	LB	6-5	220	2/23/93	25	2	Ferris State	Novi, Mich.	W. (Oak.) - '18
50	Chris Smith	DL	6-1	266	2/11/92	26	2	Arkansas	Mount Uila, N.C.	UFA (Cin.) - '18
51	James Collins Sr.	LB	6-3	250	10/20/89	28	9	Louisville	McCall Creek, Miss.	Tr. (N.E.) - '16
52	James Burgess Jr.	LB	6-0	230	3/9/94	24	2	Mississippi State	Homesstead, Fla.	FA - '17
53	Joe Schobert	LB	6-1	245	11/6/93	24	3	Wisconsin	Waukesha, Wis.	D4a - '16
54	Anthony Fabiano	OL	6-4	303	4/13/93	25	2	Harvard	Wakefield, Mass.	W. (Ind.) - '18
54	Mychal Kendrick	LB	5-11	240	9/28/90	27	7	California	Fresno, Calif.	FA - '18
55	Genard Avery	LB	6-0	250	4/26/95	23	R	Memphis	Grenada, Miss.	D5 - '18
56	B.J. Bello	LB	6-3	229	10/31/94	23	2	Illinois State	New Lenox, Ill.	W. (Seal.) - '18
57	Marcell Frazier	DL	6-5	260	1/8/94	24	R	Missouri	Portland, Ore.	FA - '17
58	Christian Kirksey	LB	6-2	235	8/31/92	26	5	Iowa	St. Louis, Mo.	D3a - '14
60	Fred Lauina	OL	6-4	315	5/17/95	23	R	Oregon State	Nuuuli, American Samoa	FA - '18
61	Christian DiLauro	OL	6-6	300	11/11/94	23	R	Illinois	Uniontown, Ohio	FA - '18
62	Austin Reiter	OL	6-3	300	11/27/91	26	3	South Florida	Bradenton, Fla.	FA - '16
63	Austin Corbett	OL	6-4	306	9/5/95	23	R	Nevada	Sparks, Nev.	D2a - '18
64	JC Tretter	OL	6-4	307	2/12/91	27	6	Cornell	Akron, N.Y.	UFA (G.B.) - '17
65	Larry Ogunjobi	DL	6-3	305	6/3/94	24	2	Charlotte	Greensboro, N.C.	D3 - '17
66	Spencer Drango	OL	6-6	315	10/15/92	25	3	Baylor	Indianapolis, Ind.	D6b - '16
67	Avery Gennesy	OL	6-3	318	2/6/94	24	1	Texas A&M	Southaven, Miss.	W. (Jac.) - '18
68	Victor Salako	OL	6-6	316	11/4/93	24	2	Oklahoma State	Huntsville, Ala.	FA - '18
69	Desmond Harrison	OL	6-6	295	10/8/93	24	R	West Georgia	Houston, Texas	UFA - '18
70	Kevin Zeitler	OL	6-4	315	3/8/90	28	7	Wisconsin	Waukesha, Wis.	UFA (Cin.) - '17
71	Donald Stephenson	OL	6-5	312	9/30/88	29	7	Oklahoma	Blue Springs, Mo.	UFA (Den.) - '18
72	Shon Coleman	OL	6-5	310	11/25/91	26	3	Auburn	Memphis, Tenn.	D3b - '16
74	Chris Hubbard	OL	6-4	295	4/23/91	27	5	UAB	Columbus, Ga.	UFA (Pit.) - '18
75	Joel Bitonio	OL	6-4	305	10/11/91	26	5	Nevada	Long Beach, Calif.	D2 - '14
77	Trenton Thompson	DL	6-3	288	7/27/96	22	R	Georgia	Albany, Ga.	FA - '18
78	Greg Robinson	OL	6-5	330	10/21/92	25	5	Auburn	Thibodaux, La.	FA - '18
79	Geoff Gray	OL	6-5	315	11/8/94	23	1	Manitoba	Manitoba, Canada	FA - '17
80	Jarvis Landry	WR	5-11	196	11/28/92	25	5	Louisiana State	Metairie, La.	Tr. (Ma.) - '18
81	Rashard Higgins	WR	6-1	198	10/7/94	23	R	Colorado State	Dallas, Texas	D5c - '18
85	Derrick Willis	WR	6-4	207	10/4/94	23	R	Texas Tech	San Bernardino, Calif.	FA - '18
87	David Njoku	TE	6-4	246	7/10/96	22	2	Miami (Fla.)	Cedar Grove, N.J.	D1c - '17
86	Julian Allen	TE	6-3	245	5/31/94	24	R	South Mississippi	Sewell, N.J.	FA - '18
87	Seth DeValve	TE	6-3	245	1/29/93	25	3	Princeton	Manchester, Conn.	D4d - '16
88	Darren Fells	TE	6-7	270	4/22/86	32	5	California-Irvine	Fullerton, Calif.	UFA (Det.) - '18
89	Evan Berry	WR	5-11	202	11/4/1995	22	R	Tennessee	Fairburn, Ga.	FA - '18
90	Emmanuel Ogbah	DL	6-4	275	11/6/93	24	3	Oklahoma State	Lagos, Nigeria	D2 - '16
91	Lenny Jones	DL	6-2	256	8/9/91	27	1	Nevada	Oakland, Calif.	FA - '18
92	Chad Thomas	DL	6-5	278	10/12/95	22	R	Miami (Fla.)	Miami, Fla.	D3 - '18
93	Trevon Coley	DL	6-1	310	7/13/94	24	2	Florida Atlantic	Miami, Fla.	FA - '17
94	Carl Nassib	DL	6-7	275	4/12/93	25	3	Penn State	West Chester, Pa.	D3a - '16
95	Myles Garrett	DL	6-4	272	12/29/95	22	2	Texas A&M	Arlington, Texas	D1a - '17
96	Daniel Ekuale	DL	6-3	300	1/13/94	24	R	Washington State	Pago Pago, American Samoa	FA - '18
97	Jeremy Faulk	DL	6-2	305	9/13/93	24	1	Garden City C.C.	Hastings, Fla.	FA - '18
98	Jamie Meder	DL	6-2	308	4/12/91	27	4	Ashland	Parma Heights, Ohio	FA - '14
99	Caleb Brantley	DL	6-3	307	9/2/94	23	2	Florida	Crescent City, Fla.	D6 - '17

Reserve/Injured (1):

24	Howard Wilson	DB	6-1	184	10/30/95	22	1	Houston	DeSoto, Texas	D4 - '17
----	---------------	----	-----	-----	----------	----	---	---------	---------------	----------

* Ages as of regular-season opener (9/9/18) and rosters as of 6/19/18

STAFF

PLAYERS

2017 SEASON

HISTORY

RECORDS

GAME DAY



B.J. BELLO

POSITION | LINEBACKER
SCHOOL | ILLINOIS STATE
HT 6-3 | **WT** 229
BORN | 10/31/94
ACQUIRED | FA - '17
NFL EXPERIENCE | 2ND YEAR

56

TRANSACTIONS

Signed by the Cleveland Browns as an undrafted free agent on May 11, 2017...Waived by the Browns on Sept. 1, 2017...Added to the Browns' practice squad on Sept. 4, 2017...Elevated to the Browns' active roster on Sept. 8, 2017.

AT A GLANCE

Undrafted free agent who saw action in every game as a rookie in 2017.

Finished the season with seven special teams tackles, the team's third-best mark.

First generation member of his family to be born in the United States, with his family immigrating from Nigeria.

SEASONAL REVIEWS:

2017: Played in all 16 games, primarily contributing on special teams...Ranked third on team with seven special teams tackles...(9/10) vs. Pit: Made NFL debut...(9/24) at Ind: Recorded first two special-teams tackles of career on punt.

COLLEGE:

Started 11 of 12 games at Illinois State, finishing with 67 tackles, six sacks and two forced fumbles...MVFC

All-Newcomer Team selection...Transferred from Illinois in 2016 where he appeared in 21 games over three seasons...Recorded six tackles and one pass breakup in 2015...Collected three tackles in nine games for the Fighting Illini in 2014...Recorded four tackles in four games as a redshirt freshman at Illinois in 2013.

PERSONAL:

Given name is Amin Babajide Bello...Born in New Lenox, Ill...Earned a degree in community health at the University of Illinois prior to transferring to Illinois State... First generation member of his family to be born in the United States, with his family immigrating from Nigeria.

High School: Attended Lincoln-Way West High School in New Lenox, Ill...Named All-Area by the Joliet Herald News...Had 81 tackles, three tackles for loss, one forced fumble and one INT his senior year in 2011...Also an All-State track athlete.

Community Involvement: Volunteered for numerous community opportunities in the Cleveland area, including the John Marshall Field Ground Breaking, the Greater Cleveland Food Bank and the Andrew Hawkins' Christmas Takeover x4...Also participated in the Browns Youth Football Camp.

Hobbies/Interests: Enjoys watching comedy movies and lists Will Smith as his favorite actor.

B.J. BELLO CAREER STATISTICS

Year	Team	TACKLES						INTERCEPTIONS					FUMBLES				
		GP	GS	Tot	Solo	Asst	Sk	Yds	No	Yds	Lg	TD	PD	FF	FR	Yds	
2017	Cleveland	16	0	0	0	0	0.0	0.0	0	0	-	0	0	0	0	0	0

ADDITIONAL STATISTICS: Special teams tackles: 7.

B.J. BELLO GAME-BY-GAME STATISTICS

2017, CLEVELAND

Date	Opp	GP	GS	Tot	So	As	Sk	Yd	Int	Yd	Lg	TD	PD	FF	FR
9/10	Pit-L	1		0	0	0	0.0	0.0	0	0	-	0	0	0	0
9/17	at Bal-L	1		0	0	0	0.0	0.0	0	0	-	0	0	0	0
9/24	at Ind-L	1		0	0	0	0.0	0.0	0	0	-	0	0	0	0
10/1	Cin-L	1		0	0	0	0.0	0.0	0	0	-	0	0	0	0
10/8	NYJ-L	1		0	0	0	0.0	0.0	0	0	-	0	0	0	0
10/15	at Hou-L	1		0	0	0	0.0	0.0	0	0	-	0	0	0	0
10/22	Ten-L	1		0	0	0	0.0	0.0	0	0	-	0	0	0	0
10/29	Min-L	1		0	0	0	0.0	0.0	0	0	-	0	0	0	0
11/12	at Det-L	1		0	0	0	0.0	0.0	0	0	-	0	0	0	0
11/19	Jax-L	1		0	0	0	0.0	0.0	0	0	-	0	0	0	0
11/26	at Cin-L	1		0	0	0	0.0	0.0	0	0	-	0	0	0	0
12/3	at LAC-L	1		0	0	0	0.0	0.0	0	0	-	0	0	0	0
12/10	GB-L	1		0	0	0	0.0	0.0	0	0	-	0	0	0	0
12/17	Bal-L	1		0	0	0	0.0	0.0	0	0	-	0	0	0	0
12/24	at Chi-L	1		0	0	0	0.0	0.0	0	0	-	0	0	0	0
12/31	at Pit-L	1		0	0	0	0.0	0.0	0	0	-	0	0	0	0
2017 TOTALS		16	0	0	0	0	0.0	0.0	0	0	0	0	0	0	0

BROWNS BROTHERS

There are four sets of brothers that have appeared in regular-season games for the Browns:

JERRY BALL and ANTHONY MALBROUGH (half-brothers)

Jerry Ball played DT for the Browns in 1993, appearing in all 16 games and making seven starts. Ball finished with 43 tackles and and three sacks during his year in Cleveland. Ball later returned to the Browns at the end of his 13-year career in 1999 and recorded three starts, one tackle and one sack. His half brother Anthony Malbrough played DB for Cleveland during the 2000 season, starting in one of his nine games played and recording 15 tackles.

PRESTON AND LEW CARPENTER

Preston Carpenter played his first four NFL seasons (1956-59) for the Browns, spending his rookie season in the backfield and his remaining three years as a WR. As a rookie, Preston ran for 756 yards on 188 carries. Over the next three seasons, he amassed 80 receptions for 1,244 yards and five TDs. Preston played the first 48 of 149 career games with the Cleveland. His brother, Lew, played RB for the Browns during the 1957 and 1958 seasons, totaling 623 yards rushing and six TDs on 153 attempts over the two-year span.

JIM AND LIN HOUSTON

The Houston Brothers, Jim and Lin, both played their entire careers for the Cleveland Browns. Jim tallied 177 games played at LB from 1960-72, and racked up 278 return yards and three TDs on 14 interceptions. His brother, Lin, played offensive line for Cleveland from 1950-53, finishing his four-year career with 47 games played.

ED AND DICK MODZELEWSKI

Dick Modzelewski finished his 14-year career in Cleveland, played DT in 42 games for the Browns from 1964 to 1966. Dick finished with 180 career games played, and went on to serve as the Browns defensive coordinator in 1976 and 1977. His brother, Ed, played RB for the Browns from 1955-1959 (56 games). Ed totaled 1,097 and eight TDs on 311 carries, while also adding 27 receptions, 168 receiving yards and three TD catches as a Brown. In addition Cleveland, the Modzelewski brothers also both played for the University of Maryland.

JOSH AND LUKE MCCOWN

Luke McCown was drafted by the Browns in the fourth round (106th overall) of the 2004 NFL Draft. As a rookie, Luke played in five games, starting four and throwing for 608 yards and four TDs. His brother, Josh, was signed as a free agent by the Browns in the spring of 2015 and started 11 games from 2015-16.

STAFF

PLAYERS

2017 SEASON

HISTORY

RECORDS

GAME DAY



JOEL BITONIO

POSITION | OFFENSIVE LINE
SCHOOL | NEVADA
HT 6-4 | **WT** 305
BORN | 10/11/91
ACQUIRED | D2 - '14
NFL EXPERIENCE | 5TH YEAR

75

TRANSACTIONS

Originally drafted by Cleveland in the second round (35th overall) of the 2014 NFL Draft.

AT A GLANCE

Last name is pronounced buh-TONE-ee-oh.

Late father, Mike, was a mixed martial arts bareknuckle fighter in the early 1990's.

Signed a five-year contract extension during the 2016 offseason.

The only offensive rookie voted to PFWA All-AFC team in 2014.

Inducted to the Woodrow Wilson Classical High School athletic hall of fame in 2015.

SEASONAL REVIEWS:

2017: Started at LG and played every offensive snap in all 16 games after rehabbing from Lisfranc surgery that ended 2016 season...Helped the Browns finish sixth in the league with a 4.46 rush avg...Voted the PFWA Dino Lucarelli Good Guy award winner.

2016: Started at LG and played every offensive snap in first five games...Helped Browns finish second in NFL with 4.89 rush avg., highest by Cleveland since 1966... (10/9) vs. NE: Sustained a foot injury and played every offensive snap...Placed on injured reserve on Oct. 14.

2015: Started all 10 games played...Missed six games with an ankle injury...(11/5) at Cin.: Started at LG... Sustained ankle injury at end of first half but returned to play...Did not play final series, missing first offensive snaps of career...(12/6) vs. Cin.: Returned to action, but sustained an ankle injury on the first offensive series... Placed on injured reserve on Dec. 7.

2014: Voted to PFWA All-AFC team, the only offensive rookie selected to the team...Also named to PFWA All-Rookie team...Started all 16 games at LG, playing every offensive snap...Helped Browns record 17 rushing touchdowns, fourth-most in the NFL, and rush for more than 150 yards in five games...(9/7) at Pit.: In NFL debut, helped team rush for 183 yards (most since 2010) and two TDs...(11/23) at Atl.: After missed FG at end of first half, raced down field to stop Devin Hester to save a potential return touchdown, earning his first career special-teams tackle.

COLLEGE:

Appeared in 51 games at Nevada with 38 starts... Opened 26 games at right tackle before starting all 12 at left tackle as a senior...Credited with allowing just two sacks on 821 pass attempts... Earned All-Mountain West Conference first-team honors at both right tackle and left tackle...As a senior, led the nation with 30 TD-resulting blocks, opening up lanes to the end zone on 18 of the team's 23 rushing TDs...As a junior, blocked for an offense that averaged 514.9 yards per game, first in the MWC and eighth in the nation...Majored in economics.

PERSONAL:

Given name is Joel Michael Bitonio...Last name is pronounced buh-TONE-ee-oh...Married Courtney in July 2016...Born in San Pedro, Calif...Has a brother, Lucas, and a sister, Kate...Late father, Mike, was a mixed martial arts bareknuckle fighter in the early 1990's...Worked on the maintenance staff for campus dormitories while a student at Nevada.

High School: Attended Woodrow Wilson Classical High School in Long Beach, Calif...Lettered in football, basketball and track...Named Moore League Lineman of the Year, in addition to all-league and all-state honors as a senior...Named to the Long Beach Telegram's Dream Team for football and basketball during his senior year... Earned All-Moore League laurels in basketball after averaging 12.3 points a game and leading the league with 11.2 rebounds per game as a senior center... Member of the school's Academic Honor Roll...Inducted into to the Woodrow Wilson Classical High School athletic hall of fame in 2015.

Community Involvement: Volunteered for numerous community opportunities in the Cleveland area, including stuffing USO care packages and deployment bags for service members, visiting elementary schools, participating in several 'Shop with a Pro' events and supporting the Greater Cleveland Food Bank...Named the American Legion Man of the Year in 2015.

Hobbies/Interests: Enjoys reading sports and war novels...Likes watching the Food Network and enjoys cooking...Hosted a segment on Browns television where he visited Cleveland-area restaurants, interacted with celebrity chefs and participated in cooking challenges.

JOEL BITONIO CAREER STATISTICS

Year	Team	GP	GS
2014	Cleveland	16	16
2015	Cleveland	10	10
2016	Cleveland	5	5
2017	Cleveland	16	16
NFL totals (four years)		47	47

CAREER MILESTONES: NFL debut: at Pit., 9/7/14. First NFL start: at Pit., 9/7/14.



BRIEAN BODDY-CALHOUN

POSITION | DEFENSIVE BACK
SCHOOL | MINNESOTA
HT 5-9 | **WT** 193
BORN | 1/21/93
ACQUIRED | W. (JAC.) - '16
NFL EXPERIENCE | 3RD YEAR

20

TRANSACTIONS

Originally signed by the Jacksonville Jaguars as an undrafted free agent on May 1, 2016...Waived by the Jaguars on Sept. 3, 2016...Claimed off waivers by the Cleveland Browns on Sept. 4, 2016.

AT A GLANCE

Name is pronounced BREE-in BOD-ee.

Started a career-high seven games in 2017, posting 36 tackles, six passes defended and four special teams tackles.

Tied for the most interceptions among all NFL rookies in 2016.

Became the first Browns rookie ever with INT-TD in NFL debut after scoring a 27-yard TD at Miami on Sept. 25.

Hyphenated his name when he was in college from Boddy to Boddy-Calhoun to honor both of his parents.

SEASONAL REVIEWS:

2017: Played in 13 games with a career-high seven starts, totaling 36 tackles and six passes defended... Added four special-teams tackles...(9/10) vs. Pit: Started at CB, posting three tackles and one pass defended...Deflected pass from Ben Roethlisberger in fourth quarter that was intercepted by DB Derrick Kindred at the 1-yard line to halt Steelers drive (10/29) vs. Min (London): Started at CB, totaling one pass defended and a season-high six solo tackles.

2016: Started six of 14 games...Posted 40 tackles, one sack, three interceptions and 11 passes defended...His

three INTs tied for the Browns lead and tied for the most among all NFL rookies...Recorded most INTs by a Browns rookie since Joe Haden in 2010 (six)...Only NFL rookie to record a sack, an INT and an INT-TD in 2016... (9/25) at Mia.: In NFL debut, returned INT for 27-yard TD, becoming first Browns player to return interception for TD in his first NFL game...(11/10) at Bal.: Totaled three solo tackles and one INT...(1/1/17) at Pit.: Registered three solo tackles, one INT and one pass defended... Returned pick 67 yards.

COLLEGE:

Appeared in 38 games for the University of Minnesota... Recorded 10 career INTs and two TDs...Also recorded 113 career tackles, 16 passes defended, and two forced fumbles...As a senior in 2015, appeared in 11 games, recording 48 tackles and four INTs with one returned for a TD...Two-time All-Big Ten honoree...Transferred to Minnesota from Coffeyville Community College (Kan.) where he earned second-team all-conference honors... Earned a bachelor's degree in elementary education.

PERSONAL:

Native of Wilmington, Del...Name is pronounced BREE-in BOD-ee...Hyphenated his name when he was in college from Boddy to Boddy-Calhoun to honor both of his parents.

High School: Attended Wilmington Delcastle Technical High School in Wilmington, Del...Earned first-team all-state honors as a defensive back and second-team all-state as a kick returner...Also earned all-state honors in track and field and basketball.

Community Involvement: Serves as a mentor for kids in Wilmington, helps show them that you can do anything you want to do...Also visited Cleveland hospitals and stuffed USO care packages and deployment bags for service members.

BRIAN BODDY-CALHOUN CAREER STATISTICS

Year	Team	GP	GS	TACKLES					INTERCEPTIONS					FUMBLES		
				Tot	Solo	Asst	Sk	Yds	No	Yds	Lg	TD	PD	FF	FR	Yds
2016	Cleveland	14	6	43	39	4	1.0	10.0	3	94	67	1	11	0	0	0
2017	Cleveland	13	7	39	29	10	0.0	0.0	0	0	-	0	6	0	0	0
NFL totals (two years)		27	13	82	68	14	1.0	10.0	3	94	67	1	17	0	0	0

ADDITIONAL STATISTICS: Career interceptions - Ryan Tannehill (1), Joe Flacco (1), Landry Jones (1). Career sacks - Kirk Cousins (1.0). Career forced fumbles - None. Special-teams tackles - 3 in 2016; 4 in 2017; NFL total: 7.

SINGLE-GAME HIGHS & CAREER MILESTONES: TACKLES: Total - 7, at Ten., 10/16/16. Solo - 6, twice: at Ten., 10/16/16; vs. Min. (London), 10/29/17. INTERCEPTIONS: 1, three times; last: at Pit., 1/1/17. Yards - 67, at Pit., 1/1/17. Long - 67, at Pit., 1/1/17. TDs - 1, at Mia., 9/25/16. PASSES DEFENSED: 3, vs. Pit., 11/20/16. SACKS: 1, at Was., 10/2/16. FUMBLES: Forced - None. Recovered - None. NFL debut: at Mia., 9/25/16. First NFL interception: at Mia., 9/25/16 (R. Tannehill). First NFL sack: at Was., 10/2/16 (K. Cousins). Last NFL INT: at Pit., 1/1/17 (L. Jones).

BRIAN BODDY-CALHOUN GAME-BY-GAME STATISTICS

2017, CLEVELAND

Date	Opp	GP	GS	Tot	So	As	Sk	Yd	Int	Yd	Lg	TD	PD	FF	FR	
9/10	Pit-L	1	CB	3	1	2	0.0	0.0	0	0	-	0	1	0	0	
9/17	at Bal-L	1		2	2	0	0.0	0.0	0	0	-	0	0	0	0	
9/24	at Ind-L	1	DB	0	0	0	0.0	0.0	0	0	-	0	0	0	0	
10/1	Cin-L	1		3	2	1	0.0	0.0	0	0	-	0	0	0	0	
10/8	NYJ-L	1		1	1	0	0.0	0.0	0	0	-	0	0	0	0	
10/15	at Hou-L	1	DB	4	1	3	0.0	0.0	0	0	-	0	0	0	0	
10/22	Ten-L	1	CB	4	3	1	0.0	0.0	0	0	-	0	2	0	0	
10/29	Min-L	1	CB	6	6	0	0.0	0.0	0	0	-	0	1	0	0	
11/12	at Det-L	1		1	1	0	0.0	0.0	0	0	-	0	0	0	0	
11/19	Jax-L	1		1	1	0	0.0	0.0	0	0	-	0	0	0	0	
11/26	at Cin-L	1	DB	1	0	1	0.0	0.0	0	0	-	0	2	0	0	
12/3	at LAC-L	1	DB	5	4	1	0.0	0.0	0	0	-	0	0	0	0	
12/10	GB-L															
12/17	Bal-L															
12/24	at Chi-L															
12/31	at Pit-L	1		5	5	0	0.0	0.0	0	0	-	0	0	0	0	
2017 TOTALS		13	7	36	27	9	0.0	0.0	0	0	0	0	6	0	0	

2016, CLEVELAND

Date	Opp	GP	GS	Tot	So	As	Sk	Yd	Int	Yd	Lg	TD	PD	FF	FR
09/11	at Phi-L														
09/18	Bal-L														
09/25	at Mia-L	1	DB	4	3	1	0.0	0.0	1	27	27T	1	1	0	0
10/2	at Was-L	1	DB	1	1	0	1.0	10.0	0	0	-	0	0	0	0
10/9	NE-L	1	DB	0	0	0	0.0	0.0	0	0	-	0	1	0	0
10/16	at Ten-L	1	CB	7	6	1	0.0	0.0	0	0	-	0	0	0	0
10/23	at Cin-L	1		4	4	0	0.0	0.0	0	0	-	0	1	0	0
10/30	NYJ-L	1		1	1	0	0.0	0.0	0	0	-	0	0	0	0
11/6	Dal-L	1		3	3	0	0.0	0.0	0	0	-	0	0	0	0
11/10	at Bal-L	1		3	3	0	0.0	0.0	1	0	0	0	1	0	0
11/20	Pit-L	1		2	1	1	0.0	0.0	0	0	-	0	3	0	0
11/27	NYG-L	1	DB	4	4	0	0.0	0.0	0	0	-	0	2	0	0
12/11	Cin-L	1		3	3	0	0.0	0.0	0	0	-	0	0	0	0
12/18	at Buf-L	1		1	1	0	0.0	0.0	0	0	-	0	0	0	0
12/24	SD-W	1	DB	4	3	1	0.0	0.0	0	0	-	0	0	0	0
01/1	at Pit-L	1		3	3	0	0.0	0.0	1	67	67	0	2	0	0
2016 TOTALS		14	6	40	36	4	1.0	10.0	3	94	67	1	11	0	0

STAFF

PLAYERS

2017 SEASON

HISTORY

RECORDS

GAME DAY



CALEB BRANTLEY

POSITION | DEFENSIVE LINE
SCHOOL | FLORIDA
HT 6-3 | **WT** 307
BORN | 9/2/94
ACQUIRED | 06 - '17
NFL EXPERIENCE | 2ND YEAR

99

TRANSACTIONS

Selected by the Cleveland Browns in the sixth round (185th overall) of the 2017 NFL Draft.

AT A GLANCE

Appeared in 12 games with one start in his debut NFL season last year.

Posted 18 tackles, two sacks and one fumble recovery in 2017.

Enjoys fishing in his free time, particularly in small ponds on farms and other rural areas.

SEASONAL REVIEWS:

2017: Appeared in 12 games with one start at DT, posting 18 tackles, two sacks and one fumble recovery...(9/24) at Ind: Made NFL debut on DL...(10/1) vs Cin: Earned first career sack...(10/29) vs. Min (London): Started first career game at DT, logging two solo tackles...(12/31) at Pit: Logged two tackles, one sack and one fumble recovery, his first career.

COLLEGE:

Started 22 of 38 career games at Florida and declared for the NFL draft following his redshirt junior season... Led the Gators in tackles for loss (9.5) in 2016, earning AP All-SEC second-team honors...Posted 31 tackles

and 2.5 sacks in his last year...Recorded one sack and three tackles in Florida's 30-3 victory over Iowa in the Outback Bowl, his final collegiate game...Started 10 of 13 games in 2015, totaling 28 tackles and 3.0 sacks... Played in all 12 games in 2014, finishing with 21 total tackles, 7.0 tackles for loss, two forced fumbles and a fumble recovery...Redshirted in 2013.

PERSONAL:

Full name is Caleb Dantrell Brantley...Native of Crescent City, Fla.

High School: Attended Crescent City High School in Crescent City, Fla...Rated the top 2013 defensive tackle during the Rivals 100 Five-Star Challenge... Played in the Under Armour All-American Game...Florida Class 1A All-state first team in 2012...Totaled 94 tackles, five sacks, four forced fumbles and two fumble recoveries as a senior.

Community Involvement: Participated in a number of local community events including the John Marshall Field Ground Breaking and volunteering at the Greater Cleveland Food Bank...Hopes to one day establish a foundation to support inner-city youth that also allows them to see other parts of the country, given most youth from his hometown don't leave Putnam County.

Hobbies/Interests: Enjoys playing FIFA in his free time... Also enjoys fishing, particularly in small ponds on farms and other rural areas...Lists his favorite TV show as Fresh Prince of Bel-Air and favorite recording artist as Lil Wayne.

CALEB BRANTLEY CAREER STATISTICS

Year	Team	TACKLES							INTERCEPTIONS				FUMBLES			
		GP	GS	Tot	Solo	Asst	Sk	Yds	No	Yds	Lg	TD	PD	FF	FR	Yds
2017	Cleveland	12	1	18	12	6	2.0	13.0	0	0	-	0	0	0	1	0

ADDITIONAL STATISTICS: Career sacks - Andy Dalton (1.0), Landry Jones (1.0).


CALEB BRANTLEY GAME-BY-GAME STATISTICS

2017, CLEVELAND

Date	Opp	GP	GS	Tot	So	As	Sk	Yd	Int	Yd	Lg	TD	PD	FF	FR
09/10	Pit-L								***inactive -- coach's decision***						
09/17	at Bal-L								***active, did not play***						
09/24	at Ind-L	1		0	0	0	0.0	0.0	0	0	-	0	0	0	0
10/01	Cin-L	1		2	2	0	1.0	7.0	0	0	-	0	0	0	0
10/08	NYJ-L								***inactive -- coach's decision***						
10/15	at Hou-L	1		2	1	1	0.0	0.0	0	0	-	0	0	0	0
10/22	Ten-L	1		2	2	0	0.0	0.0	0	0	-	0	0	0	0
10/29	Min-L	1	DT	2	2	0	0.0	0.0	0	0	-	0	0	0	0
11/12	at Det-L	1		0	0	0	0.0	0.0	0	0	-	0	0	0	0
11/19	Jax-L								***inactive -- coach's decision***						
11/26	at Cin-L	1		1	1	0	0.0	0.0	0	0	-	0	0	0	0
12/03	at LAC-L	1		2	1	1	0.0	0.0	0	0	-	0	0	0	0
12/10	GB-L	1		2	0	2	0.0	0.0	0	0	-	0	0	0	0
12/17	Bal-L	1		2	1	1	0.0	0.0	0	0	-	0	0	0	0
12/24	at Chi-L	1		1	1	0	0.0	0.0	0	0	-	0	0	0	0
12/31	at Pit-L	1		2	1	1	1	6	0	0	-	0	0	0	1
2017 TOTALS		12	1	18	12	6	2.0	13.0	0	0	-	0	0	0	1

SWAGGER THE BULLMASTIFF

Born "Swagger" on July 20, 2013, the Browns welcome back the four-year-old bullmastiff to their game-day entertainment group. The 140-pound pup will be on the field during team introductions and will meet and take photos with fans on Dawg Pound Drive on Alfred Lerner Way, as well as attend other club events.





JAMES BURGESS JR.

POSITION | LINEBACKER
SCHOOL | LOUISVILLE
HT 6-0 | **WT** 230
BORN | 3/9/94
ACQUIRED | FA - '17
NFL EXPERIENCE | 2ND YEAR

52

TRANSACTIONS

Originally signed by the Miami Dolphins as an undrafted free agent on May 6, 2016...Waived by the Dolphins on Sept. 3, 2016...Added to the Dolphins' practice squad on Sept. 5, 2016...Released from the Dolphins' practice squad on Sept. 13, 2016...Added to the San Diego Chargers' practice squad on Nov. 1, 2016...Released from the Chargers' practice squad on Nov. 14, 2016...Added to the Jacksonville Jaguars' practice squad on Dec. 7, 2016...Released from the Jaguars' practice squad on Dec. 16, 2016...Added to the Cleveland Browns' practice squad on Dec. 20, 2016...Signed by Browns on Jan. 2, 2016.

AT A GLANCE

Played in 14 games with nine starts in 2017, amassing 71 tackles, three passes defended, one forced fumble and six special teams tackles.

His four sacks in his first active NFL season were tied for second on the team and were the most registered by a Browns linebacker last year.

Dad, James, Sr., played linebacker for the San Diego Chargers from 1997-98.

SEASONAL REVIEWS:

2017: Played in 14 games, starting nine at SAM...Registered four sacks, tied for second on team...Accrued 71 tackles, three passes defended and one forced fumble...Recorded six special teams tackles... (9/10) vs. Pit: In NFL debut, recorded one pass defended and one special teams tackle... (9/17) at Bal: Registered two solo tackles, including first career sack... (9/24) at Ind: Registered his first career forced fumble... (10/1) vs. Cin: Started first NFL game at SAM, posting five tackles...Added two special teams tackles... (10/8) vs. NYJ: Started at SAM, registering team-best six tackles,

one sack, two tackles for loss and one pass defended... Added one special team stop... (11/19) vs. Jax: Started at SAM, amassing game- and career-high 15 tackles, one sack and three tackles for loss.

2016: Spent training camp with Miami before spending time on the Dolphins', Chargers', Jaguars' and Browns' practice squads during the season.

COLLEGE:

Appeared in 49 games with 41 starts at Louisville and totaled 263 tackles, six INTs and 13 passes defended... As a senior in 2015, started all 13 games and finished with a career-high 92 tackles, five passes defended and one INT...As a junior in 2014, started all 13 games and finished third on the team with 71 tackles, three sacks and three INTs...As a sophomore in 2013, appeared in all 13 games and recorded 72 tackles, one fumble recovery and one forced fumble...As a freshman in 2012, appeared in 10 games with four starts and finished with 28 tackles and two INTs...Graduated with a degree in justice administration.

PERSONAL:

Given name is James Paul Burgess, Jr...Native of Homestead, Fla...Dad, James, Sr., played for the San Diego Chargers...Uncle, Willie Middlebrooks, was selected by the Denver Broncos in the first round of the 2001 NFL Draft.

High School: Attended Homestead Senior High School in Homestead, Fla...All-American...Voted team captain and defensive captain at the All-American game... Earned third-team All-Dade County accolades as a sophomore and junior.

Community Involvement: Participated in numerous holiday events for Cleveland youth including Kirksey's Winter Kirkoland Holiday Event and Andrew Hawkins' Christmas Takeover x4.

Hobbies/Interests: Would have pursued a career in baseball if not for football...Considers himself a "Momma's boy"...Favorite movie is Life...Favorite TV Show is Real Husbands of Hollywood.

STAFF

PLAYERS

2017 SEASON

HISTORY

RECORDS

GAME DAY

JAMES BURGESS JR. CAREER STATISTICS

Year	Team	GP	GS	TACKLES					INTERCEPTIONS					FUMBLES		
				Tot	Solo	Asst	Sk	Yds	No	Yds	Lg	TD	PD	FF	FR	Yds
2017	Cleveland	14	9	75	49	26	4.0	23.0	0	0	-	0	3	1	0	0

ADDITIONAL STATISTICS: Sacks: Blake Bortles (1.0), Joe Flacco (1.0), Josh McCown (1.0), Mitchell Trubisky (1.). Special teams tackles: 6.

JAMES BURGESS JR. GAME-BY-GAME STATISTICS

2017, CLEVELAND

Date	Opp	GP	GS	Tot	So	As	Sk	Yd	Int	Yd	Lg	TD	PD	FF	FR	
9/10	Pit-L	1		1	1	0	0.0	0.0	0	0	-	0	1	0	0	
9/17	at Bal-L	1		0	0	0	1.0	9.0	0	0	-	0	0	0	0	
9/24	at Ind-L	1		2	2	0	0.0	0.0	0	0	-	0	0	1	0	
10/1	Cin-L	1 SAM		0	0	0	0.0	0.0	0	0	-	0	0	0	0	
10/8	NYJ-L	1 SAM		0	0	0	1.0	4.0	0	0	-	0	1	0	0	
10/15	at Hou-L															
10/22	Ten-L															
10/29	Min-L	1		0	0	0	0.0	0.0	0	0	-	0	1	0	0	
11/12	at Det-L	1		1	1	0	0.0	0.0	0	0	-	0	0	0	0	
11/19	Jax-L	1 SAM		0	0	0	1.0	7.0	0	0	-	0	0	0	0	
11/26	at Cin-L	1 SAM		0	0	0	0.0	0.0	0	0	-	0	0	0	0	
12/3	at LAC-L	1 SAM		0	0	0	0.0	0.0	0	0	-	0	0	0	0	
12/10	GB-L	1 SAM		1	1	0	0.0	0.0	0	0	-	0	0	0	0	
12/17	Bal-L	1 SAM		0	0	0	0.0	0.0	0	0	-	0	0	0	0	
12/24	at Chi-L	1 SAM		0	0	0	1.0	3.0	0	0	-	0	0	0	0	
12/31	at Pit-L	1 SAM		0	0	0	0.0	0.0	0	0	-	0	0	0	0	
2017 TOTALS		14	9	75	49	26	4.0	23.0	0	0	0	3	1	0		

JAY-Z AND BEYONCE OTR II STADIUM TOUR

FirstEnergy Stadium, home of the Cleveland Browns, hosted JAY-Z and Beyoncé on July 25 as the two joined forces for the OTR II stadium tour. Cleveland was the first North American city to host the OTR II tour, which featured 15 cities across the UK and Europe and 21 cities in North America. The tour began on June 6 in Cardiff, UK.



T.J. CARRIE

POSITION | DEFENSIVE BACK
SCHOOL | OHIO
HT 6-0 | **WT** 204
BORN | 7/28/90
ACQUIRED | UFA (OAK.) - '18
NFL EXPERIENCE | 5TH YEAR

38

TRANSACTIONS

Selected by the Oakland Raiders in the seventh round (219th overall) of the 2014 NFL Draft...Signed by the Cleveland Browns as an unrestricted free agent on March 15, 2018.

AT A GLANCE

Started all 16 games for the first time in his career last season, amassing a career-high 84 tackles. He also tied career highs with nine pass breakups and two fumble recoveries.

Played in 60 career regular season games with 37 starts, registering 202 tackles, 31 passes defended, three interceptions for 44 yards, three forced fumbles and five fumble recoveries. He also started the one postseason contest he's appeared in, recording two tackles and a pass breakup.

Has started contests at both cornerback and safety.

Born with a rare birth defect and underwent open-heart surgery to correct a problem with his coronary artery at the age of 15.

SEASONAL REVIEWS:

2017: Started all 16 games for the first time in his career, adding a career-high 84 tackles...Tied career highs with nine pass breakups and two fumble recoveries...(10/15) vs. LAC: Led the Raiders with a career-high eight tackles and set a new season high with two pass breakups...(11/5) at Mia.: Notched five tackles and his first fumble recovery of the season...(11/19) vs. NE: Tied the team high on the day with seven stops...(12/10) at KC: Led the secondary with seven tackles...(12/17) vs. Dal.: Totaled five tackles and tied his season-high mark of two passes defended...(12/25) at Phi.: Recovered his second fumble of the year, tying a career high...(12/31) at LAC: Broke up two passes for the third time on the year and added six tackles.

2016: Played every regular season matchup for the first time in his career with three starts...Started the Raiders' only playoff contest...Posted 22 tackles, one interception for 14 yards, four pass breakups a forced

fumble and a fumble recovery...Added two tackles and a pass defended in the postseason...Returned seven punts for 74 yards...(12/8) at KC: Tied a career high with one interception for 14 yards and added a season-high two passes defended...(12/24) vs. Ind.: Totaled a season-high five tackles and recovered a fumble...(1/7) at Hou.: Started his postseason debut, adding two stops and a pass breakup.

2015: Started 14 of 15 games played with 52 tackles, one interception for two yards and one forced fumble...Tied a career high with nine passes defended...Returned 19 punts for 118 yards...(9/27) at Cle.: Made his first career start at safety, posting four tackles and a pair of pass breakups...(10/25) at SD: Returned a career-high five punts for a career-high 50 yards with a long return of 18 yards...(11/22) at Det.: Tied for the team lead with a career-high eight tackles...(1/3) at KC: Intercepted his second career pass and added five solo tackles and a pass defended.

2014: Played in 14 games with four starts as a rookie, totaling 44 tackles, a career-high nine passes defended, a career-high two fumble recoveries and an interception for a career-long 28 yards...Returned 26 punts for 195 yards with a long return of 27 yards, all career highs...Added 15 kickoff returns for 362 yards and a long of 42 yards...(9/7) at NYJ: Made his NFL debut, forcing and recovering his first career fumble...Added five tackles...(9/28) vs. Mia.: Tallied five stops, a pass defended and his first career interception...Returned the pick a career-long 28 yards...(11/2) at Sea.: Registered career longs with a 42-yard kickoff return and a 27-yard punt return...(12/7) vs. SF: Made a season-high seven stops...(12/21) vs. Buf.: Recorded three tackles and tied his season-high mark of two passes defended.

COLLEGE:

Appeared in 50 games with 36 starts at Ohio University...Totaled 165 tackles, nine interceptions, 36 passes defended, three sacks and two forced fumbles over his career...Served as the team's punt returner, racking up 659 yards on 56 returns with and a touchdown...Played in 13 games as a redshirt senior in 2013, starting 11...Tied a career high with four interceptions, two of which he returned for scores...Named to All-MAC First Team as punt returner after he led the league with a 12.7 punt return average...Medical redshirted in 2012...Played in 14 games in as a redshirt junior in 2011 with 12 starts...Recorded career highs in tackles (49), passes

defensed (17) and interceptions (four)...Named All-MAC Second Team, Phil Steele All-MAC Second Team and Collegesportsmadness.com All-MAC Second Team... Finished his redshirt sophomore season in 2010 with 39 tackles, two forced fumbles, five passes defensed and 19 punt returns for 197 yards...Redshirted in 2009... Played in 11 games as a true freshman in 2008...Totaled 35 tackles and one interception...Majored in sports administration.

PERSONAL:

Born in Antioch, Calif...Brother, Domonick, played football at Portland State...Brother, Eric, played football at New Mexico State...Received a master's degree from Ohio in coaching education...Born with a rare birth defect that developed his coronary artery between his lungs...Elected to undergo open-heart surgery at 15 years old to correct the problem when given the choice between that and giving up physical activity...Spent two months recovering from the procedure at Oakland Children's Hospital.

High School: Lettered two seasons and helped his team win a state championship...Totaled 90 tackles, two forced fumbles, two interceptions and 10 pass breakups...Blocked one punt...Voted first-team all-conference as a senior...Was an honor roll student.

Community Involvement: Established the T.J. Carrie Foundation in 2016 as a donor advised fund at the Silicon Valley Community Foundation...The foundation's goal is help youth discover their greatness through health, education and community programs and events...Participated in the NFL's My Cause, My Cleats campaign, supporting the American Heart Association...Active in the Northern California community...Helped refurbish the playground at Emerson Elementary School in 2015...As a rookie with the Raiders, participated in Clorox Clean Classrooms, Toys for Tots drives and the NFL Play 60 Character Camp...Represented the Raiders in presenting High School Coach of the Week honors at Skyline High School and Castlemont High School.

Hobbies/Interests: Was a barber throughout his time at Ohio.

T.J. CARRIE CAREER STATISTICS

Year	Team	GP	GS	Tot	TACKLES			INTERCEPTIONS					FUMBLES			
					Solo	Asst	Sk	Yds	No	Yds	Lg	TD	PD	FF	FR	Yds
2014	Oakland	13	4	44	37	7	0.0	0.0	1	28.0	28	0	9	1	1	0
2015	Oakland	15	14	52	42	10	0.0	0.0	1	2.0	2	0	9	1	0	0
2016	Oakland	16	3	22	19	3	0.0	0.0	1	14.0	14	0	5	0	1	0
2017	Oakland	16	16	84	70	14	0.0	0.0	0	0.0	-	0	9	0	2	0
NFL totals (four years)		60	37	204	170	34	0.0	0.0	3	44.0	28	0	32	2	4	0

ADDITIONAL STATISTICS: Interceptions - 3. Sacks - None. Special teams tackles - 4 in 2016; NFL totals: 4.

SINGLE-GAME HIGHS & CAREER MILESTONES: TACKLES: Total - 8, three times; last: vs. LAC, 10/15/17. Solo - 7, twice; vs. LAC, 10/15/17, at KC, 12/10/17. INTERCEPTIONS: 1, three times; last: at KC, 12/8/16. Yards - 44. Long - 28. TDs - None. FUMBLES: Forced - 1, three times; last: vs. Bal., 9/20/15. Recovered - 1, at Phi., 12/24/17. PASSES DEFENSED: 4, vs. SD, 10/12/14. SACKS: None. NFL debut: at NYJ, 9/7/14. First NFL start: vs. SD, 10/12/14. First NFL interception: vs. Mia., 9/28/14. Last NFL interception: at KC, 12/8/16.

T.J. CARRIE GAME-BY-GAME STATISTICS

2017, OAKLAND

Date	Opp	GP	GS	Tot	So	As	Sk	Yd	Int	Yd	Lg	TD	PD	FF	FR
9/10	at Ten-W	1	DB	6	6	0	0.0	0.0	0	0	-	0	1	0	0
9/17	NYJ-W	1	DB	5	5	0	0.0	0.0	0	0	-	0	1	0	0
9/24	at Was-L	1	DB	5	4	1	0.0	0.0	0	0	-	0	0	0	0
10/1	at Den-L	1	DB	5	3	2	0.0	0.0	0	0	-	0	0	0	0
10/8	Bal-L	1	DB	7	6	1	0.0	0.0	0	0	-	0	0	0	0
10/15	LAC-L	1	DB	8	7	1	0.0	0.0	0	0	-	0	2	0	0
10/22	KC-W	1	DB	5	5	1	0.0	0.0	0	0	-	0	0	0	0
10/29	at Buf-L	1	DB	4	3	1	0.0	0.0	0	0	-	0	0	0	0
11/12	at Mia-W	1	DB	5	5	0	0.0	0.0	0	0	-	0	0	0	1
11/19	NE-L	1	DB	7	5	2	0.0	0.0	0	0	-	0	0	0	0
11/26	Den-W	1	DB	6	5	1	0.0	0.0	0	0	-	0	0	0	0
12/3	NYG-W	1	DB	1	1	0	0.0	0.0	0	0	-	0	1	0	0
12/10	at KC-L	1	DB	7	7	0	0.0	0.0	0	0	-	0	0	0	0
12/17	Dal-L	1	DB	5	2	3	0.0	0.0	0	0	-	0	2	0	0
12/24	at Phi-L	1	DB	2	2	0	0.0	0.0	0	0	-	0	0	0	1
12/31	at LAC-L	1	DB	6	4	2	0.0	0.0	0	0	-	0	2	0	0
2017 TOTALS		16	16	84	70	34	0.0	0.0	0	0	0	0	9	0	2

2016, OAKLAND

Date	Opp	GP	GS	Tot	So	As	Sk	Yd	Int	Yd	Lg	TD	PD	FF	FR
9/11	at NO-W	1		1	1	0	0.0	0.0	0	0	-	0	0	0	0
9/18	At-L	1		0	0	0	0.0	0.0	0	0	-	0	0	0	0
9/25	at Ten-W	1		0	0	0	0.0	0.0	0	0	-	0	0	0	0
10/2	at Bal-W	1		0	0	0	0.0	0.0	0	0	-	0	0	0	0
10/9	SD-W	1		0	0	0	0.0	0.0	0	0	-	0	0	0	0
10/16	KC-L	1		0	0	1	0.0	0.0	0	0	-	0	0	0	0
10/23	at Jac-W	1		0	0	0	0.0	0.0	0	0	-	0	0	0	0
10/30	at TB-W	1		2	2	0	0.0	0.0	0	0	-	0	1	0	0
11/6	Den-W	1	DB	3	3	0	0.0	0.0	0	0	-	0	0	0	0
11/21	Hou-W	1		0	0	0	0.0	0.0	0	0	-	0	0	0	0
11/27	Car-W	1		0	0	0	0.0	0.0	0	0	-	0	0	0	0
12/4	Buf-W	1	DB	3	2	1	0.0	0.0	0	0	-	0	1	0	0
12/8	at KC-L	1		1	1	0	0.0	0.0	1	14	14	0	2	0	0
12/18	at SD-W	1	DB	3	3	0	0.0	0.0	0	0	-	0	0	0	0
12/24	Ind-W	1		5	5	0	0.0	0.0	0	0	-	0	0	0	1
1/1	at Den-L	1		4	2	2	0.0	0.0	0	0	-	0	0	0	0
2016 TOTALS		16		22	19	3	0.0	0.0	1	14.0	14	0	5	0	1
1/7/17	at Hou-L	1	DB	2	2	0	0.0	0.0	0	0	-	0	1	0	0

1-AFC Wild Card

2015, OAKLAND

Date	Opp	GP	GS	Tot	So	As	Sk	Yd	Int	Yd	Lg	TD	PD	FF	FR	
9/13	Cin-L	1	DB	6	5	1	0.0	0.0	0	0	-	0	1	0	0	
9/20	Bal-W	1	DB	4	3	1	0.0	0.0	0	0	-	0	0	1	0	
9/27	at Cle-W	1	DB	3	3	0	0.0	0.0	0	0	-	0	2	0	0	
10/4	at Chi-L	1	DB	2	1	1	0.0	0.0	0	0	-	0	0	0	0	
10/11	Den-L	1	DB	4	3	1	0.0	0.0	0	0	-	0	1	0	0	
10/25	at SD-W	1	DB	3	1	2	0.0	0.0	0	0	-	0	1	0	0	
11/1	NYJ-W	1		2	2	0	0.0	0.0	0	0	-	0	1	0	0	
11/8	at Pit-L			***inactive -- shoulder/hip***												
11/15	Min-L	1	DB	2	1	1	0.0	0.0	0	0	-	0	0	0	0	
11/22	at Det-L	1	DB	8	7	1	0.0	0.0	0	0	-	0	0	0	0	
11/29	at Ten-W	1	DB	3	3	0	0.0	0.0	0	0	-	0	1	0	0	
12/6	KC-L	1	DB	1	1	0	0.0	0.0	0	0	-	0	0	0	0	
12/13	at Den-W	1	DB	4	3	1	0.0	0.0	0	0	-	0	1	0	0	
12/20	GB-L	1	DB	2	1	1	0.0	0.0	0	0	-	0	0	0	0	
12/24	SD-W	1	DB	4	4	0	0.0	0.0	0	0	-	0	0	0	0	
1/3	at KC-L	1	DB	5	5	0	0.0	0.0	1	2	2	0	1	0	0	
2015 TOTALS		15	14	53	43	10	0.0	0.0	1	2	2	0	9	1	0	

2014, OAKLAND

Date	Opp	GP	GS	Tot	So	As	Sk	Yd	Int	Yd	Lg	TD	PD	FF	FR	
9/7	at NYJ-L	1		4	3	1	0.0	0.0	0	0	-	0	0	1	1	
9/14	Hou-L	1		0	0	0	0.0	0.0	0	0	-	0	0	0	0	
9/21	at NE-L	1		4	4	0	0.0	0.0	0	0	-	0	0	0	0	
9/28	Mia-L	1		4	4	0	0.0	0.0	1	28	28	0	1	0	0	
10/12	SD-L	1	DB	4	3	1	0.0	0.0	0	0	-	0	2	0	0	
10/19	Ari-L	1		8	7	1	0.0	0.0	0	0	-	0	1	0	0	
10/26	at Cle-L	1		0	0	0	0.0	0.0	0	0	-	0	0	0	0	
11/2	at Sea-L	1	DB	3	1	2	0.0	0.0	0	0	-	0	1	0	0	
11/9	Den-L			***inactive -- ankle***												
11/16	at SD-L	1	DB	5	4	1	0.0	0.0	0	0	-	0	1	0	0	
11/20	KC-W			***inactive -- ankle***												
11/30	at St-L	1		1	1	0	0.0	0.0	0	0	-	0	0	0	0	
12/7	SF-W	1		7	7	0	0.0	0.0	0	0	-	0	0	0	0	
12/14	at KC-L	1		4	3	1	0.0	0.0	0	0	-	0	1	0	0	
12/21	Buf-W	1	DB	4	3	1	0.0	0.0	0	0	-	0	2	0	0	
12/28	at Den-L			***inactive -- ankle***												
2014 TOTALS		13	4	6	5	0	0.0	0.0	1	28	28	0	9	1	1	



COREY COLEMAN

POSITION | WIDE RECEIVER
SCHOOL | BAYLOR
HT 5-11 | **WT** 185
BORN | 7/6/94
ACQUIRED | 01 - '16
NFL EXPERIENCE | 3RD YEAR

19

TRANSACTIONS

Selected by the Cleveland Browns in the first round (15th overall) of the 2016 NFL Draft.

AT A GLANCE

Winner of the 2015 Biletnikoff Award, for the top wide receiver in college football after leading the nation with a school-record 20 touchdown catches.

Set Baylor single-season TD reception record (20) and career TD reception record (33).

First wide receiver selected in the 2016 NFL Draft.

Grew up in the same neighborhood as 14-year NFL vet Ray Crockett. Crockett served as Corey's track and basketball coach and the two became close. Eventually was named Corey's godfather and is referred to by Coleman as "Pops."

CAREER HIGHLIGHTS:

Named Pepsi NFL Rookie of the Week in Week 2 of 2016 following a 104-yard, two-TD performance against Baltimore in second career game.

SEASONAL REVIEWS:

2017: Started eight of nine games played, collecting 23 catches for 305 yards with two TDs...Missed seven games after suffering a fractured metacarpal in his right hand on Sept. 17...Placed on injured reserve on Sept. 18 and was activated from injured reserve on Nov. 6...(11/19) vs. Jax: In first game back from IR, logged career-high six receptions for 80 yards.

2016: Recorded 413 receiving yards and three TDs on 33 receptions...Started all 10 games played...Tied for sixth among NFL rookies with three TD catches and tied for second with two 40+yard catches...Missed six games after breaking hand during practice leading into Week 3...(9/18) vs. Bal.: Totaled five receptions for 104 yards with two TDs (31 yards, 11 yards), the first scores of his career...His two receiving TDs tied a Browns rookie record...First Browns rookie with 100-yard receiving game since 2012 (Josh Gordon, at Oak., 12/2)... Named NFL's Pepsi Rookie of Week for his performance.

COLLEGE:

Started 28 of his 35 career games at Baylor...Caught 173 passes for 3,009 yards and 33 TDs...Ran for 164 yards and a TD...2015 Biletnikoff Winner, All-America honors in 2014 and 2015, First Team All-Big 12 in 2014 and 2015... Set Baylor single-season TD reception record (20) and career TD reception record (33)...First player in Baylor history to record two 1,000-yard receiving seasons... One of four receivers in school history to reach 3,000 career receiving yards...Also returned 25 career kick returns for 651 yards and a TD...Started 12 games as a junior in 2015, leading the nation with school-record 20 receiving TDs...Totaled 1,363 yards on 74 receptions, adding 111 rushing yards on 22 carries...Led the country with 20 catches of 30 yards or more and 11 catches of 40 yards or more...Amassed 58 receptions for 1,178 yards and 20 TDs over the course of the first eight games of the season before suffering a hernia injury... Caught TD reception in nine consecutive games, with a streak of seven games with multiple TD receptions... Started six of 10 games played as a sophomore in 2014... Caught 64 passes for 1,119 yards and 11 TDs on the year and rushed for 53 yards and a TD on 11 attempts... Ranked third in the country with 10 receptions of 40 yards or more and fourth nationally with 13 receptions of 30 yards or more...Started 10 of 13 games in 2013 as a redshirt freshman...Totaled 527 yards and two TDs on 35 receptions...Team's leading kick returner with 483 yards and a TD on 17 returns...Majored in health, kinesiology and leisure studies.

PERSONAL:

Given name is Corey Defians Coleman...Native of Dallas, Texas...Has been able to do back flips and back handsprings since he was five years old... Brother, Jonathan, played football at Kansas State... Grew up in the same neighborhood as 14-year NFL vet Ray Crockett...Crockett served as Corey's track and basketball coach and the two became close...Eventually Crockett was named Corey's godfather and is referred to by Coleman as 'Pops.'

High School: Attended Pearce High School in Richardson, Texas...Received first-team Class 4A All-State and District 10-4A MVP honors as a senior in 2011 after catching 69 passes for 932 yards and 11 TDs, rushing for 567 yards and 15 TDs on 84 carries and throwing 106 yards on five of six passing...Tallied 69 receptions for 1,003 yards and 11 TDs as a junior, adding 97 rushes for 426 yards and 13 TDs...Also ran track.

Community Involvement: Active in the Cleveland community, participating in the Boys and Girls Club Thanksgiving Private Dinner and Town Hall's Feed the Need event...Interested in building homes for the less fortunate and having youth football camps.

Hobbies/Interests: Enjoys playing ping-pong in his spare time...Favorite movie is Friday Night Lights and favorite TV show is Empire.

COREY COLEMAN CAREER STATISTICS

Year	Team	RECEIVING						RUSHING					
		GP	GS	No	Yds	Avg	Lg	TD	Att	Yds	Avg	Lg	TD
2016	Cleveland	10	10	33	413	12.5	58	3	2	10	5.0	9	0
2017	Cleveland	9	8	23	305	13.3	44	2	0	0	0.0	-	0
NFL totals (two years)		19	18	56	718	12.8	58	5	2	10	5.0	9	0

ADDITIONAL STATISTICS: 100-yard receiving games - 1, (104 vs. Bal., 9/18/16). **Multiple-TD games** - 1, (2, vs. Bal., 9/18/16). **FUMBLES:** None. **Misc. tackles** - 2 in 2016.

SINGLE-GAME HIGHS & CAREER MILESTONES: **RECEIVING:** Receptions - 6, vs. Jax., 11/19/17. Yards - 104, vs. Bal., 9/18/16. TDs - 2, vs. Bal., 9/18/16. Long - 58, at Phi., 9/11/16. **NFL debut:** at Phi., 9/11/16. **First NFL start:** at Phi., 9/11/16. **First NFL reception:** at Phi., 9/11/16 (58 yards, R. Griffin III). **RUSHING:** Attempts - 1, twice; vs. Cin., 12/11/16; at Pit., 1/1/17. Yards - 9, at Pit., 1/1/17. TDs - None. Long - 9, at Pit., 1/1/17.

COREY COLEMAN GAME-BY-GAME STATISTICS

2017, CLEVELAND

Date	Opp	GP	GS	No	Yds	Avg	Lg	TD
9/10	Pit-L	1	WR	5	53	10.6	23	1
9/17	at Bal-L	1	WR	1	9	9.0	9	0
9/24	at Ind-L	***injured reserve -- hand***						
10/1	Cin-L	***injured reserve -- hand***						
10/8	NYJ-L	***injured reserve -- hand***						
10/15	at Hou-L	***injured reserve -- hand***						
10/22	Ten-L	***injured reserve -- hand***						
10/29	Min-L	***injured reserve -- hand***						
11/12	at Det-L	***injured reserve -- hand***						
11/19	Jax-L	1	WR	6	80	13.3	20	0
11/26	at Cin-L	1	WR	3	64	21.3	44	0
12/3	at LAC-L	1	WR	0	0	-	-	0
12/10	GB-L	1	WR	5	62	12.4	20	1
12/17	Bal-L	1	WR	1	16	16.0	16	0
12/24	at Chi-L	1	WR	1	3	3.0	3	0
12/31	at Pit-L	1	WR	1	18	18.0	18	0
2017 TOTALS		9	8	23	305	13.3	44	2

2016, CLEVELAND

Date	Opp	GP	GS	No	Yds	Avg	Lg	TD
9/11	at Phi-L	1	WR	2	69	34.5	58	0
9/18	Bal-L	1	WR	5	104	20.8	47	2
9/25	at Mia-L	***inactive -- hand***						
10/2	at Was-L	***inactive -- hand***						
10/9	NE-L	***inactive -- hand***						
10/16	at Ten-L	***inactive -- hand***						
10/23	at Cin-L	***inactive -- hand***						
10/30	NYJ-L	***inactive -- hand***						
11/6	Dal-L	1	WR	3	41	13.7	18	0
11/10	at Bal-L	1	WR	3	17	5.7	13	0
11/20	Pit-L	1	WR	4	39	9.8	16	0
11/27	NYG-L	1	WR	3	38	12.7	21	1
12/11	Cin-L	1	WR	3	26	8.7	15	0
12/18	at Buf-L	1	WR	3	24	8.0	11	0
12/24	SD-W	1	WR	2	15	7.5	9	0
1/1	at Pit-L	1	WR	5	40	8.0	11	0
2016 TOTALS		10	10	33	413	12.5	58	3



SHON COLEMAN

POSITION | OFFENSIVE LINE

SCHOOL | AUBURN

HT 6-5 | **WT** 310

BORN | 11/25/91

ACQUIRED | D3B - 16

NFL EXPERIENCE | 3RD YEAR

72

TRANSACTIONS

Selected by the Cleveland Browns in the third round (76th overall) of the 2016 NFL Draft.

AT A GLANCE

Diagnosed with leukemia in 2010, received treatment at St. Jude's Children's Research Hospital and was cleared by doctors to participate in the spring of 2012.

Remains involved in efforts at St. Jude, spending his time during the 2016 NFL Draft at the hospital with patients as he was selected by the Browns.

Graduated from Auburn with a bachelor's degree in public administration and a master's degree in adult education.

SEASONAL REVIEWS:

2017: Started at RT all 16 games...Helped the Browns finish sixth in the league with a 4.46 rush avg...(9/10) vs. Pit: Started first career game.

2016: Played in seven games as a reserve...Appeared as extra blocker in jumbo sets and saw time at right tackle...The Browns rushed for 160+ yards in both games he saw action at right tackle...Helped Browns finish second in NFL with 4.89 rush avg., highest by Cleveland since 1966.

COLLEGE:

Started 25 of 32 career games played at Auburn... Second-Team All-SEC selection in 2015 after starting 12 games at left tackle for an offense that amassed

2,553 rushing yards...Started all 13 games at left tackle in 2014, helping clear the way for an offense that tallied 3,321 rushing yards on the season...Earned All-SEC Academic honors...Appeared in seven games during his freshman season in 2013 after two years spent in treatment battling leukemia...Cleared by doctors in the spring of 2012 to resume limited practice after being diagnosed with leukemia in 2010...Graduated with a bachelor's degree in public administration and a master's degree in adult education.

PERSONAL:

Given name is Shalon De'mere Coleman...Native of Memphis, Tenn...Diagnosed with leukemia in 2010, received treatment at St. Jude's Children's Research Hospital and was cleared by doctors to participate in the spring of 2012.

High School: Attended Olive Branch High School in Olive Branch, Miss...Earned first-team all-state honors as a senior.

Community Involvement: Remains heavily involved with University Hospitals in Cleveland, participating in UH St. Baldrick's Head Shaving event, UH Rainbows and Babies Hospital Visit, UH Breast Cancer Awareness visit and UH Rainbows Radiothon...Active in the Cleveland community, visiting local elementary schools and participating in Joe Thomas' 'Shop with a Pro.'

Hobbies/Interests: Enjoys traveling in his spare time, having been to Mexico and the Bahamas and interested in visiting South Africa...Lists his impersonation skills as his special talent...Favorite movie is Scarface and his favorite TV show is Breaking Bad.

SHON COLEMAN CAREER STATISTICS

Year	Team	GP	GS
2016	Cleveland	7	0
2017	Cleveland	16	16
NFL totals (two years)		23	16

CAREER MILESTONES: NFL debut: at Ten., 10/16/16. First NFL start: vs. Pit., 9/10/17.

TREVON COLEY



POSITION | DEFENSIVE LINE
SCHOOL | FLORIDA ATLANTIC
HT 6-1 | **WT** 310
BORN | 7/13/94
ACQUIRED | FA - '17
NFL EXPERIENCE | 2ND YEAR

93

TRANSACTIONS

Originally signed by the Baltimore Ravens as an undrafted free agent on May 6, 2016...Waived by the Ravens on Aug. 29, 2016...Added to the Washington Redskins' practice squad on Nov. 30, 2016...Released from the Redskins' practice squad on Dec. 13, 2016...Added to the Cleveland Browns' practice squad on Dec. 15, 2016...Signed by the Browns on Jan. 2, 2017.

AT A GLANCE

First name is pronounced truh-VON.

Started 15 of 15 games played, amassing 41 tackles (24 solo), two sacks, two passes defended and one fumble recovery.

His 41 total tackles in 2017 led the Browns' defensive line.

One family relative, Rohan Davey, is a former New England Patriot.

SEASONAL REVIEWS:

2017: Started all 15 games played at DT, accruing 41 tackles (24 solo), two sacks, two passes defended and one fumble recovery...(9/10) vs. Pit: In NFL debut, started at DT and notched one solo tackle...(9/17) at Bal: Started at DT, registering four solo tackles and his first-career fumble recovery...(10/1) vs Cin: Started at DT, totaling four tackles (two solo) and one sack, his first career...(11/12) at Det: Started at DT, posting two tackles (one solo), one tackle for loss and first two career passes defended.

2016: Spent training camp with the Ravens...Spent time on the Redskins' and Browns' practice squads.

COLLEGE:

Started in all 48 games played at Florida Atlantic, totaling 195 tackles, 12.5 sacks and one INT...As a senior in 2015, served as a team captain, starting all 12 games at defensive tackle and recorded 66 tackles, two passes defended and two fumble recoveries on the way to earning All-Conference USA first team...Also was named 2015 Team MVP...As a junior in 2014, started all 12 games and led all defensive linemen with 53 tackles, four sacks, two passes defended, one INT and a fumble recovery...As a sophomore in 2013, started all 12 games at defensive tackle and posted 37 tackles and 3.5 sacks...As a freshman in 2012, started in all 12 games and recorded 39 tackles and 1.5 sacks...Graduated with a degree in sociology.

PERSONAL:

Native of Miami, Fla...Family member, Rohan Davey, played for the New England Patriots...First name is pronounced truh-VON.

High School: Played at Miramar High School in Miramar, Fla., where he earned second-team all-state, first-team all-county and was a team captain for the state championship runner-ups...Member of the school's honor roll.

Community Involvement: Participated in the team's Golf Tournament Dawg Pound Games.

Hobbies/Interests: Collects pens...Aspires to coach when his playing days are over.

TREVON COLEY CAREER STATISTICS

Year	Team	TACKLES					Yds	INTERCEPTIONS					FUMBLES			
		GP	GS	Tot	Solo	Asst		Sk	No	Yds	Lg	TD	PD	FF	FR	Yds
2017	Cleveland	15	15	41	24	17	2.0	13.0	0	0	-	0	2	0	1	0
NFL totals (one year)		15	15	41	24	17	2.0	13.0	0	0	-	0	2	0	1	0

ADDITIONAL STATISTICS: Career sacks - Andy Dalton (1.0), Joe Flacco (1.0).

TREVON COLEY GAME-BY-GAME STATISTICS

2017, CLEVELAND

Date	Opp	GP	GS	Tot	So	Asts	Sk	Yd	Int	Yd	Lg	TD	PD	FF	FR
09/10	Pit-L	1	DT	1	1	0	0.0	0.0	0	0	-	0	0	0	0
09/17 at	Bal-L	1	DT	4	4	0	0.0	0.0	0	0	-	0	0	0	1
09/24 at	Ind-L	1	DT	5	2	3	0.0	0.0	0	0	-	0	0	0	0
10/01	Cin-L	1	DT	4	2	2	1.0	4.0	0	0	-	0	0	0	0
10/08	NYJ-L	1	DT	1	0	1	0.0	0.0	0	0	-	0	0	0	0
10/15 at	Hou-L	1	DT	1	1	0	0.0	0.0	0	0	-	0	0	0	0
10/22	Ten-L	1	DT	3	1	2	0.0	0.0	0	0	-	0	0	0	0
10/29	Min-L						***inactive -- neck***								
11/12 at	Det-L	1	DT	2	1	1	0.0	0.0	0	0	-	0	2	0	0
11/19	Jax-L	1	DT	4	2	2	0.0	0.0	0	0	-	0	0	0	0
11/26 at	Cin-L	1	DT	3	2	1	0.0	0.0	0	0	-	0	0	0	0
12/03 at	LAC-L	1	DT	4	3	1	0.0	0.0	0	0	-	0	0	0	0
12/10	GB-L	1	DT	2	0	2	0.0	0.0	0	0	-	0	0	0	0
12/17	Bal-L	1	DT	3	2	1	1.0	9.0	0	0	-	0	0	0	0
12/24 at	Chi-L	1	DT	1	1	0	0.0	0.0	0	0	-	0	0	0	0
12/31 at	Pit-L	1	DT	3	2	1	0.0	0.0	0	0	-	0	0	0	0
2017 TOTALS		15	15	41	24	17	2.0	13.0	0	0	-	0	2	0	1

CLEVELAND BROWNS DAILY

Cleveland Browns Daily, brought to Browns fans by JACK, the team's official entertainment partner, debuted as a one-hour program in 2011 and expanded to two hours in July of 2013. Hosted by Browns senior media broadcaster Nathan Zegura, the show airs on ESPN 850 WKNR, Monday through Friday from 1-3 p.m. each week throughout the year. Cleveland Browns Daily offers comprehensive coverage and analysis of the team both on and off the field. It is also streamed live on www.ClevelandBrowns.com, www.espnccleveland.com and the Browns Mobile App.

Regular contributors to the show include the voice of the Browns Jim Donovan and radio analyst Doug Dieken. Guests consist of Browns players, coaches, members of the front office and alumni, as well as various personalities from the football industry, including local and national media.



JAMIE COLLINS SR.

POSITION | LINEBACKER
SCHOOL | SOUTHERN MISSISSIPPI
HT 6-3 | **WT** 250
BORN | 10/20/89
ACQUIRED | TR. (N.E.) - 16
NFL EXPERIENCE | 6TH YEAR

51

SUPER BOWLS WON (ONE): SUPER BOWL XLIX



PRO BOWL SELECTIONS (ONE): 2015



TRANSACTIONS

Originally drafted by the New England Patriots in the second round (52nd overall) of the 2013 NFL Draft... Traded by the Patriots to the Cleveland Browns on Oct. 31, 2016.

AT A GLANCE

A Pro Bowl selection, All-Pro honoree and Super Bowl champion.

Traded from New England to Cleveland midway through the 2016 season. Signed a four-year deal with the Browns after the season.

Led New England in tackles and played every defensive snap during the team's win in Super Bowl XLIX.

Played safety, linebacker and defensive line in college.

SEASONAL REVIEWS:

2017: Voted captain by teammates prior to season... Started six games, totaling 31 tackles, one sack, one interception, one forced fumble and three passes defended...Placed on injured reserve on Nov. 13 after sustaining knee/MCL injury during an interception return at Detroit (11/12).

2016: In total, appeared in 15 games and logged 112 tackles, eight tackles for a loss, three sacks, two INTs and two forced fumbles...Started all eight games with the Browns and totaled 69 tackles, seven tackles for a loss, two sacks and one forced fumble...Appeared in seven games with New England, starting six and logged 43 tackles, two INTs, one sack and one forced fumble... Recorded a sack in Week 1 and INTs in Weeks 2-3... (12/11) vs. Cin.: Recorded career-best and game-high 15 tackles, including a sack.

2015: Selected to Pro Bowl and named second team All-Pro...Started in 12 regular season games and led the Patriots defense with 89 tackles, while setting career highs with 5.5 sacks and five forced fumbles... Also had six passes defended, one INT, one blocked PAT

and returned one fumble for his first career TD...Started both playoff games, totaling 14 tackles and two sacks.

2014: Started in 15 regular season games and totaled team-high 116 tackles with four sacks, three passes defended, two INTs, four forced fumbles, and two fumble recoveries...Also started three postseason games and played every defensive snap in the Patriots' Super Bowl XLIX victory, finishing with a team-high eight tackles.

2013: Appeared in all 16 regular season games with eight starts...Recorded 38 tackles, four passes defended, one fumble recovery on special teams and 11 special-teams tackles...Started both postseason games for the Patriots, totaling 13 tackles, one sack, one INT, and two passes defended...(9/8) at Buf.: Made NFL debut, playing mostly on special teams...(10/20) at NYJ: Made first career start at linebacker, registering five tackles on defense and one tackle on special teams.

COLLEGE:

Appeared in 52 games at Southern Mississippi, starting 34 contests...Played three different positions during his time at Southern Mississippi, beginning as a safety before switching to linebacker and ultimately defensive end...Totaled 314 tackles, 21 sacks, seven forced fumbles, three fumble recoveries with one returned for a TD, 18 passes defended, and three INTs including two returned for TDs...As a senior in 2012, appeared in 12 games playing defensive end and recorded 92 tackles, four forced fumbles, 10 sacks, and five passes defended...As a junior in 2011, started all 14 games playing defensive end and totaled 98 tackles, one forced fumble, 6.5 sacks, eight passes defended, and one INT returned 97 yards for a TD...As a sophomore in 2010, appeared in all 13 games playing linebacker, starting six of the last seven and recorded 76 tackles, one forced fumble, one fumble recovery, 2.5 sacks, and two INTs including one returned 32 yards for a TD...As a freshman in 2009, appeared in all 13 games playing defensive back and totaled 48 tackles, two sacks, one forced fumble, two fumble recoveries (including one returned for a TD)...Majored in interdisciplinary studies, with an emphasis in industrial engineering technology.

PERSONAL:

Native of McCall Creek, Miss.

Community Involvement: Volunteered for numerous community events in the Cleveland area including the Neighborhood Equality and Unity Summit, Strikes for Kids and Kirksey's Winter Kirkoland Holiday Event.

High School: Attended Franklin County High School in Meadville, Miss., where he played quarterback, receiver, linebacker and safety...Helped his team to the state title game twice...Also a standout track performer.

JAMIE COLLINS SR. CAREER STATISTICS

Year	Team	TACKLES							INTERCEPTIONS					FUMBLES		
		GP	GS	Tot	Solo	Asst	Sk	Yds	No	Yds	Lg	TD	PD	FF	FR	Yds
2013	New England	16	8	38	22	16	0.0	0.0	0	0	-	0	4	0	1	0
2014	New England	15	15	115	74	41	4.0	30.0	2	0	0	0	3	4	2	0
2015	New England	12	12	89	51	38	5.5	32.5	1	51	51	0	6	5	1	0
2016	New England	7	6	43	31	12	1.0	8.0	2	31	18	0	3	1	0	0
	Cleveland	8	8	69	48	21	2.0	17.0	0	0	-	0	0	1	0	0
	2016 totals	15	14	112	79	33	3.0	25.0	2	31	18	0	3	2	0	0
2017	Cleveland	6	6	31	21	10	1.0	7.0	1	0	-	0	3	1	0	0
	NFL totals (five years)	64	55	385	247	138	13.5	94.5	6	82	51	0	19	12	4	0

ADDITIONAL STATISTICS: Multiple-sack games - 2 (2, at SD, 12/7/14, 2.5, at Buf., 9/20/15). **Career sacks** - Tyrod Taylor (2.5), Marcus Mariota (2.0), Philip Rivers (2.0), Blake Bortles (1.0), Andy Dalton (1.0), Ryan Fitzpatrick (1.0), Joe Flacco (1.0), Kyle Orton (1.0), Carson Palmer (1.0), Aaron Rodgers (1.0). **Career interceptions** - Zach Mettenberger (1), Kyle Orton (1), Brock Osweiler (1), Geno Smith (1), Matthew Stafford (1), Ryan Tannehill (1). **Special teams tackles** - 2 in 2013. **Blocks** - Blocked PAT at Ind., 10/18/15.

SINGLE-GAME HIGHS & CAREER MILESTONES: **TACKLES:** Total - 15, vs. Cin., 12/11/16. Solo - 13, vs. Cin., 12/11/16. **SACKS:** 2.5, at Buf., 9/20/15. **FUMBLES:** Forced - 1, 12 times; last: vs. Pit., 9/10/17. **Recoveries** - 1, four times; last: at NYJ, 12/27/15. **INTERCEPTIONS:** 1, six times; last: at Det., 11/12/17. **PASSES DEFENSED:** 2, twice: at Bal., 12/22/13; at Mia., 1/3/16. **NFL debut:** at Buf., 9/8/13. **First NFL start:** at NYJ, 10/20/13. **First NFL sack:** 1, at GB, 11/30/14 (Ar. Rodgers). **First NFL interception:** at Buf., 10/12/14, 10/12/14 (Kyle Orton).

JAMIE COLLINS SR. GAME-BY-GAME STATISTICS

2017, CLEVELAND

Date	Opp	GP	GS	Tot	So	As	Sk	Yd	Int	Yd	Lg	TD	PD	FF	FR
9/10	Pit-L	1	SAM	4	2	2	0.0	0.0	0	0	-	0	0	1	0
9/17	at Bal-L	1	SAM	7	7	0	0.0	0.0	0	0	-	0	0	0	0
9/24	at Ind-L														
10/01	Cin-L														
10/08	NYJ-L														
10/15	at Hou-L	1	SAM	8	3	5	0.0	0.0	0	0	-	0	1	0	0
10/22	Ten-L	1	SAM	5	3	2	1.0	7.0	0	0	-	0	1	0	0
10/29	Min-L	1	SAM	6	6	0	0.0	0.0	0	0	-	0	0	0	0
11/12	at Det-L	1	SAM	1	0	1	0.0	0.0	1	0	0	0	1	0	0
11/19	Jax-L														
11/26	at Cin-L														
12/03	at LAC-L														
12/10	GB-L														
12/17	Bal-L														
12/24	at Chi-L														
12/31	at Pit-L														
2017 TOTALS		6	6	31	21	10	1.0	7.0	1	0	0	0	3	1	0

2016, NEW ENGLAND

Date	Opp	GP	GS	Tot	So	As	Sk	Yd	Int	Yd	Lg	TD	PD	FF	FR
9/11	at Ari-W	1	LB	4	3	1	1.0	8.0	0	0	-	0	1	0	0
9/18	Mia-W	1	LB	5	5	0	0.0	0.0	1	13	13	0	1	0	0
9/22	Hou-W	1	LB	14	8	6	0.0	0.0	1	18	18	0	1	0	1
10/2	Buf-L	1	LB	6	2	4	0.0	0.0	0	0	-	0	0	0	0
10/9	at Cle-W	1	LB	3	3	0	0.0	0.0	0	0	-	0	0	1	0
10/16	Cin-W						***inactive -- hip***								
10/23	at Pit-W	1	LB	8	8	0	0.0	0.0	0	0	-	0	0	0	0
10/30	at Buf-W	1		3	2	1	0.0	0.0	0	0	-	0	0	0	0

2016, CLEVELAND

Date	Opp	GP	GS	Tot	So	As	Sk	Yd	Int	Yd	Lg	TD	PD	FF	FR
11/6	Dal-L	1	OLB	8	5	3	0.0	0.0	0	0	-	0	0	0	0
11/10	at Bal-L	1	OLB	10	7	3	1.0	9.0	0	0	-	0	0	0	0
11/20	Pit-L	1	OLB	8	4	4	0.0	0.0	0	0	-	0	0	1	0
11/27	NYG-L	1	OLB	8	3	5	0.0	0.0	0	0	-	0	0	0	0
12/11	Cin-L	1	OLB	15	13	2	1.0	0.0	0	0	-	0	0	0	0
12/18	at Buf-L	1	OLB	5	4	1	0.0	0.0	0	0	-	0	0	0	0
12/24	SD-W	1	OLB	5	3	2	0.0	0.0	0	0	-	0	0	0	0
1/1	at Pit-L	1	OLB	10	9	1	0.0	0.0	0	0	-	0	0	0	0
2016 TOTALS		15	14	112	79	33	3.0	25.0	2	31	18	0	3	2	0

2015, NEW ENGLAND

Date	Opp	GP	GS	Tot	So	As	Sk	Yd	Int	Yd	Lg	TD	PD	FF	FR
9/10	Pit-W	1	LB	6	3	3	0.0	0.0	0	0	-	0	0	0	0
9/20	at Buf-W	1	LB	11	8	3	2.5	12.5	0	0	-	0	0	1	0
9/27	Jax-W	1	LB	5	4	1	1.0	0.0	0	0	-	0	0	1	0
10/11	at Dal-W	1	LB	10	6	4	0.0	0.0	0	0	-	0	0	1	0
10/18	at Ind-W	1	LB	5	1	4	0.0	0.0	0	0	-	0	1	0	0
10/25	NYJ-W	1	LB	12	6	6	1.0	12.0	0	0	-	0	0	0	0
10/29	Mia-W	1	LB	2	1	1	0.0	0.0	0	0	-	0	0	0	0
11/8	Was-W						***inactive -- illness***								
11/15	at NYG-W						***inactive -- illness***								
11/23	Buf-W						***inactive -- illness***								
11/29	at Den-L						***inactive -- illness***								
12/6	Phi-L	1	LB	8	3	5	0.0	0.0	0	0	-	0	1	1	0
12/13	Hou-W	1	LB	9	5	4	0.0	0.0	0	0	-	0	1	0	0
12/20	Ten-W	1	LB	7	3	4	1.0	8.0	1	51	51	0	1	1	0
12/27	at NYJ-L	1	LB	8	6	2	0.0	0.0	0	0	-	0	0	0	1
1/3	at Mia-L	1	LB	6	5	1	0.0	0.0	0	0	-	0	2	0	0
2015 TOTALS		12	12	89	51	38	5.5	32.5	1	51	51	0	6	5	1
1/16/16	KC-W1	1	LB	6	2	4	0.0	0.0	0	0	-	0	0	0	0
1/24/16	at Den-L2	1	LB	8	6	2	2.0	25.0	0	0	-	0	0	0	0

1-AFC Divisional Playoff; 2-AFC Championship

STAFF

PLAYERS

2017 SEASON

HISTORY

RECORDS

GAME DAY

2014, NEW ENGLAND

Date	Opp	GP	GS	Tot	So	As	Sk	Yd	Int	Yd	Lg	TD	PD	FF	FR
9/7	at Mia-L	1	LB	8	8	0	0.0	0.0	0	0	-	0	1	1	0
9/14	at Min-W														
9/21	Oak-W	1	LB	3	0	3	0.0	0.0	0	0	-	0	0	0	0
9/29	at KC-L	1	LB	7	7	0	0.0	0.0	0	0	-	0	0	0	0
10/5	Cin-W	1	LB	4	1	3	0.0	0.0	0	0	-	0	0	0	1
10/12	at Buf-W	1	LB	4	2	2	0.0	0.0	1	0	0	0	1	0	0
10/16	NYJ-W	1	LB	13	7	6	0.0	0.0	0	0	-	0	0	0	0
10/26	Chi-W	1	LB	11	6	5	0.0	0.0	0	0	-	0	0	0	0
11/2	Den-W	1	LB	11	10	1	0.0	0.0	0	0	-	0	0	0	0
11/16	at Ind-W	1	LB	8	5	3	0.0	0.0	0	0	-	0	0	1	0
11/23	Det-W	1	LB	4	2	2	0.0	0.0	0	0	-	0	0	0	0
11/30	at GB-L	1	LB	13	7	6	1.0	6.0	0	0	-	0	0	1	0
12/7	at SD-W	1	LB	9	8	1	2.0	18.0	0	0	-	0	0	0	0
12/14	Mia-W	1	LB	5	4	1	0.0	0	0	0	-	0	0	0	0
12/21	at NYJ-W	1	LB	10	6	4	0.0	0	1	0	0	0	1	0	0
12/28	Buf-L	1	LB	5	1	4	1.0	6.0	0	0	-	0	0	1	1
2014 TOTALS		15	15	115	74	41	4.0	30.0	2	0	0	0	3	4	2
1/10/15	Bal-W1	1	LB	11	8	3	0.0	0	0	0	-	0	2	0	0
1/18/15	Ind-W2	1	LB	4	3	1	0.0	0	1	25	25	0	1	0	0
2/1/15	at Sea-W3	1	LB	8	6	2	0.0	0	0	0	-	0	0	0	0

1-AFC Divisional Playoff; 2-AFC Championship; 3-Super Bowl 49, Arizona

2013, NEW ENGLAND

Date	Opp	GP	GS	Tot	So	As	Sk	Yd	Int	Yd	Lg	TD	PD	FF	FR
9/8	at Buf-W	1		0	0	0	0.0	0	0	0	-	0	0	0	0
9/12	NYJ-W	1		0	0	0	0.0	0	0	0	-	0	0	0	0
9/22	TB-W	1		2	1	1	0.0	0	0	0	-	0	0	0	0
9/29	at Atl-W	1		2	1	1	0.0	0	0	0	-	0	0	0	0
10/06	at Cin-L	1		0	0	0	0.0	0	0	0	-	0	0	0	0
10/13	NO-W	1		1	1	0	0.0	0	0	0	-	0	0	0	1
10/20	at NYJ-L	1	LB	4	2	2	0.0	0	0	0	-	0	0	0	0
10/27	Mia-W	1	LB	2	0	2	0.0	0	0	0	-	0	0	0	0
11/3	Pit-W	1		1	0	1	0.0	0	0	0	-	0	0	0	0
11/18	at Car-L	1		0	0	0	0.0	0	0	0	-	0	0	0	0
11/24	Den-W	1	LB	10	6	4	0.0	0	0	0	-	0	0	0	0
12/1	at Hou-W	1	LB	1	1	0	0.0	0	0	0	-	0	0	0	0
12/8	Cle-W	1	LB	7	4	3	0.0	0	0	0	-	0	1	0	0
12/15	at Mia-L	1	LB	2	2	0	0.0	0	0	0	-	0	1	0	0
12/22	at Bal-W	1	LB	3	2	1	0.0	0	0	0	-	0	2	0	0
12/29	Buf-W	1	LB	3	2	1	0.0	0	0	0	-	0	0	0	0
2013 TOTALS		16	8	38	22	16	0.0	0.0	0	0	-	0	4	0	1
1/11/14	Ind-W1	1	LB	6	3	3	1.0	8	1	20	20	0	1	0	0
1/19/14	at Den-L2	1	LB	7	6	1	0.0	0	0	0	-	0	1	0	0

1-AFC Divisional Playoff; 2-AFC Championship



BRITTON COLQUITT

POSITION | PUNTER
SCHOOL | TENNESSEE
HT 6-3 | **WT** 210
BORN | 3/20/85
ACQUIRED | FA - '16
NFL EXPERIENCE | 9TH YEAR

4

SUPER BOWLS WON (ONE): SUPER BOWL 50



TRANSACTIONS

Originally signed with the Denver Broncos as an undrafted free agent on April 27, 2009...Waived by Denver on Sept. 1, 2009...Signed to the Miami Dolphins' practice squad on Dec. 23, 2009...Signed by the Denver Broncos' to the active roster on Dec. 30, 2009...Signed by the Broncos on April 4, 2012...Waived by the Broncos on Aug. 30, 2016...Signed by the Cleveland Browns on Sept. 3, 2016.

AT A GLANCE

Set Broncos (42.1 in 2012) and Browns (40.6 in 2017) franchise records for net punting average.

He and his family members Jimmy (cousin), Dustin (brother) and Craig (father) are the top four punters in Tennessee history.

He and Dustin became the first pair of brothers to punt in the NFL since 1941.

SEASONAL REVIEWS:

2017: Voted captain by teammates prior to season...Set Browns record with 40.6 net avg., surpassing his own mark set in 2016 (40.3)...Set career-high 47.6 gross avg., which ranked fifth in NFL...Tied career best with only two touchbacks.

2016: Averaged 45.3 yards (40.3 net) on 83 punts with 22 inside 20-yard line and two touchbacks...His 40.3 net avg. set a Browns franchise record...One of only two NFL punters (Rams Johnny Hekker) with two or fewer touchbacks and min. 50 punts...Spent offseason, training camp and preseason with Broncos prior to joining the Browns...(10/16) at Ten.: Punted seven times (50.9 avg., 43.7 net) with one touchback and 65-yard long...His 65-yard punt is tied for fifth-longest by Browns since 1999.

2015: Appeared in 16 games, punting 84 times (43.6 avg., 39.7 net) with 22 punts inside the 20-yard line and four touchbacks...Member of the Broncos team that won Super Bowl 50...Placed the fourth most punts

inside the 20 in NFL history for a single postseason with nine.

2014: Appeared in 16 games, recording 69 punts (44.2 avg., 37.6 net) with 25 punts inside the 20-yard line and four touchbacks...(9/21) at Sea.: Tallied a season-high eight punts for 378 yards (47.3 avg., 42.8 net) with three inside the 20...(11/9) at Oak.: Marked a season-long punt of 65 yards.

2013: Appeared in 16 games, recording 65 punts (44.5 avg., 38.8 net) with 23 punts inside the 20-yard line and three touchbacks...(9/5) vs. Bal.: Tied a career high by placing five punts inside the 20-yard line.

2012: Appeared in 16 games, recording 67 punts and averaging 46.3 yards a punt with 27 punts inside the 20-yard line and four touchbacks...Set a franchise record with a 42.1-yard net average on the year...Ranked third in the league with a net average of 41.1 yards...(9/17) at Atl.: Set a career long punt of 67 yards.

2011: Appeared in 16 games, recording 101 punts with a career-high 33 punts inside the 20-yard line and seven touchbacks...Set Broncos records with a 47.4-yard gross average and a 40.2-yard net average on the season.

2010: Appeared in 16 games, recording 86 punts (44.6 avg., 36.6 net) with 19 punts inside the 20-yard line and seven touchbacks...(12/12) at Ari.: Tallied a career high 56.2-yard gross average on five punts.

2009: Spent the season on the practice squads of the Miami Dolphins and the Denver Broncos.

COLLEGE:

Appeared in 43 games for Tennessee, finishing second on the school's all-time punting avg. list...Totaled 209 punts (42.6 avg.) with 73 punts inside the 20-yard line...As a junior in 2007, earned second team All-SEC honors...As a sophomore in 2006, earned consensus first team All-SEC honors.

PERSONAL:

Native of Knoxville, Tenn...He and his family members Jimmy (cousin), Dustin (brother) and Craig (father) are the top four punters in Tennessee history...Craig won

two Super Bowls with the Steelers, while Jimmy punted for the Seahawks in 1985 and Dustin is a two-time Pro Bowler for the Chiefs...He and Dustin became the first pair of brothers to punt in the NFL since 1941.

Community Involvement: Volunteered at Cleveland-area schools, raised funds and awareness for hungry families and malnutrition during Taste of the Browns and participated in Providence House's 'Deck the House' event.

High School: Attended Bearden High School in Knoxville, Tenn., where he earned all-state honors as a junior and senior...Also played soccer and won two state titles as a forward.

BRITTON COLQUITT CAREER STATISTICS

Year	Team	GP	No	Yds	Gross Avg	Opp Ret	Opp Yds	Net Avg	TB	FC	In 20	Lg	Blk
2010	Denver	16	86	3,835	44.6	50	550	36.6	7	17	19	63	0
2011	Denver	16	101	4,783	47.4	51	585	40.2	7	27	33	66	0
2012	Denver	16	67	3,105	46.3	33	203	42.1	4	17	27	67	0
2013	Denver	16	65	2,893	44.5	28	274	38.8	3	25	23	60	1
2014	Denver	16	69	3,048	44.2	33	371	37.6	4	19	25	65	0
2015	Denver	16	84	3,663	43.6	36	247	39.7	4	16	22	62	0
2016	Cleveland	16	83	3,761	45.3	45	376	40.3	2	23	22	65	0
2017	Cleveland	16	80	3,811	47.6	45	482	40.6	2	13	24	67	1
NFL totals (eight years)		128	635	28,899	45.5	321	3,088	39.5	33	157	195	67	2

PLAYOFFS		GP	No	Yds	Gross Avg	Opp Ret	Opp Yds	Net Avg	TB	FC	In 20	Lg	Blk
2011	Denver	2	11	436	39.6	2	28	37.1	0	7	2	50	0
2012	Denver	1	5	244	48.8	3	22	44.4	0	1	3	59	0
2013	Denver	3	3	108	36.0	0	0	29.3	1	2	1	48	0
2014	Denver	1	6	244	40.7	3	7	39.5	0	0	1	48	0
2015	Denver	3	23	1,072	46.6	11	70	42.7	1	5	9	57	0
Postseason		10	48	2,104	43.8	19	127	40.4	2	15	16	59	0

ADDITIONAL STATISTICS: Blocked - 2, at Oak, 12/29/13; vs. Pit., 9/10/17. **Special teams tackles** - 1 in 2010, 1 in 2012, 1 in 2014, 1 in 2016; NFL total: 4. **Fumble recoveries** - 1, at NE, 11/2/14.

SINGLE-GAME HIGHS & CAREER MILESTONES: **PUNTS:** Total - 9, three times; at SD, 11/22/10; at Mia. 10/23/11; at SD 11/27/11 Avg. - 56.5, vs. NYJ, 10/8/17. **Net Avg.** - 51.0, vs. Cin., 9/18/11. **Long** - 67, twice; at Atl., 9/17/12; at Bal., 9/17/17. **In. 20** - 5, two times; vs. KC, 1/1/12; vs Bal., 9/5/13. **TB** - 2, four times; last: at SD, 11/27/11.

BROWNS GIVE BACK FIRST AND TEN BLOOD DRIVE

Each year during training camp, the Browns support the Northeast Ohio community through Browns Give Back by hosting the Annual Cleveland Browns Blood Drive at multiple sites across Northern Ohio to benefit the American Red Cross. Browns alumni are also on site at select locations, where fans have the chance to win Browns memorabilia and preseason tickets. It also continues to be among the largest blood drives that aids Northeast Ohio. This year, the event will be hosted on Saturday, July 28. #give10

BRITTON COLQUITT GAME-BY-GAME STATISTICS

2017, CLEVELAND

Date	Opp	G	No	Blk	Gross			TB	In		Ret		Net	
					Yds	Avg	Lg		20	Ret	Yds	Yds	Avg	
9/10	Pit-L	1	5	1	242	48.4	61	0	3	3	32	210	35.0	
9/17	at Bal-L	1	4	0	209	52.3	67	0	0	3	19	190	47.5	
9/24	at Ind-L	1	7	0	347	49.6	55	0	3	3	16	331	47.3	
10/1	Cin-L	1	6	0	295	49.2	53	0	1	6	73	222	37.0	
10/8	NYJ-L	1	2	0	113	56.5	60	0	0	2	16	97	48.5	
10/15	at Hou-L	1	7	0	358	51.1	61	0	3	4	57	301	43.0	
10/22	Ten-L	1	4	0	178	44.5	53	0	0	3	20	158	39.5	
10/29	Min	1	6	0	279	46.5	54	0	3	2	15	264	44.0	
11/12	at Det-L	1	5	0	241	48.2	59	0	1	4	54	185	37.0	
11/19	Jax-L	1	8	0	376	47.0	60	1	2	4	38	318	39.8	
11/26	at Cin-L	1	2	0	92	46.0	48	0	0	2	30	62	31.0	
12/3	at LAC-L	1	3	0	117	39.0	44	0	1	1	9	108	36.0	
12/10	GB-L	1	4	0	209	52.3	56	0	3	2	63	146	36.5	
12/17	Bal-L	1	5	0	216	43.2	51	0	0	1	0	216	43.2	
12/24	at Chi-L	1	7	0	334	47.7	58	1	3	3	27	287	41.0	
12/31	at Pit-L	1	5	0	205	41.0	50	0	1	2	11	194	38.8	
2017 TOTALS		16	80	1	3,811	47.6	67	2	24	45	4823	289	40.6	

2016, CLEVELAND

Date	Opp	G	No	Blk	Gross			TB	In		Ret		Net	
					Yds	Avg	Lg		20	Ret	Yds	Yds	Avg	
9/11	at Phi-L	1	5	0	251	50.2	59	0	0	4	59	192	38.4	
9/18	Bal-L	1	5	0	226	45.2	52	0	2	2	22	204	40.8	
9/25	at Mia-L	1	5	0	223	44.6	49	0	2	1	13	210	42.0	
10/2	at Was-L	1	1	0	55	55.0	55	1	0	0	0	35	35.0	
10/9	NE-L	1	6	0	267	44.5	50	0	0	2	12	255	42.5	
10/16	at Ten-L	1	7	0	356	50.9	65	1	0	5	30	306	43.7	
10/23	at Cin-L	1	5	0	209	41.8	54	0	4	2	3	206	41.2	
10/30	NYJ-L	1	5	0	207	41.4	59	0	3	2	15	192	38.4	
11/6	Dal-L	1	5	0	220	44.0	59	0	1	3	18	202	41.0	
11/10	at Bal-L	1	7	0	300	42.9	54	0	1	3	27	273	39.0	
11/20	Pit-L	1	3	0	139	46.3	48	0	2	1	7	132	44.0	
11/27	NYG-L	1	8	0	362	45.3	54	0	2	6	42	320	40.0	
12/11	Cin-L	1	6	0	276	46.0	54	0	0	3	47	229	38.2	
12/18	at Buf-L	1	5	0	222	44.4	53	0	1	4	46	176	35.2	
12/24	SD-W	1	6	0	258	43.0	51	0	3	4	20	238	39.7	
1/1	at Pit-L	1	4	0	190	47.5	51	0	1	3	15	175	43.8	
2016 TOTALS		16	83	0	3,761	45.3	65	2	22	45	3763	345	40.3	

2015, DENVER

Date	Opp	G	No	Blk	Gross			TB	In		Ret	Yds	Net	Net
					Yds	Avg	Lg		20	Ret				
9/13	Bal-W	1	5	0	259	51.8	62	0	2	2	32	227	45.4	
9/17	at KC-W	1	7	0	314	44.9	56	0	1	4	15	299	42.7	
9/27	at Det-W	1	5	0	213	42.6	50	0	3	1	28	185	37.0	
10/4	Min-W	1	3	0	141	47.0	50	0	1	1	7	134	44.7	
10/11	at Oak-W	1	5	0	211	42.2	44	1	1	1	25	166	33.2	
10/18	at Cle-W	1	7	0	319	45.6	57	1	0	3	34	265	37.9	
11/1	GB-W	1	3	0	120	40.0	46	0	2	1	9	111	37.0	
11/8	at Ind-L	1	5	0	215	43.0	53	0	2	3	2	213	42.6	
11/15	KC-L	1	6	0	277	46.2	51	0	0	3	6	271	45.2	
11/22	at Chi-W	1	7	0	277	39.6	46	0	3	1	4	273	39.0	
11/29	NE-W	1	8	0	347	43.4	59	1	0	4	21	306	38.3	
12/06	at SD-W	1	5	0	183	36.6	47	1	2	1	4	159	31.8	
12/13	Oak-L	1	4	0	178	44.5	50	0	3	3	29	149	37.3	
12/20	at Pit-L	1	6	0	258	43.0	52	0	1	3	23	235	39.2	
12/28	Cin-W	1	5	0	217	43.4	54	0	3	4	8	209	41.8	
1/3/16	SD-W	1	3	0	134	44.7	53	0	1	1	0	134	44.7	
2015 TOTALS		16	84	0	3663	43.6	62	4	22	36	2473	336	39.7	
1/17/16	Pit-W1	1	6	0	282	47.0	57	1	3	4	20	242	40.3	
1/24/16	NE-W2	1	9	0	423	47.0	54	0	4	4	48	375	41.7	
2/7/16	Car-W3	1	8	0	367	45.9	54	0	2	3	2	365	45.6	

1-AFC Divisional Playoff; 2-AFC Championship; 3-Super Bowl 50, San Francisco

2014, DENVER

Date	Opp	G	No	Blk	Gross			TB	In		Ret	Yds	Net	Net
					Yds	Avg	Lg		20	Ret				
9/7	Ind-W	1	5	0	234	46.8	53	0	1	5	24	210	42.0	
9/14	KC-W	1	3	0	132	44.0	53	0	1	2	2	130	43.3	
9/21	at Sea-L	1	8	0	378	47.3	58	0	3	5	36	342	42.8	
10/5	Ari-W	1	4	0	199	49.8	60	0	2	2	7	192	48.0	
10/12	at NYJ-W	1	8	0	352	44.0	53	0	2	4	18	334	41.8	
10/19	SF-W	1	4	0	171	42.8	46	0	2	1	4	167	41.8	
10/23	SD-W	1	4	0	162	40.5	49	0	3	1	6	156	39.0	
11/2	at NE-L	1	3	0	135	45.0	53	0	0	1	84	51	17.0	
11/9	at Oak-W	1	5	0	226	45.2	65	1	3	1	4	202	40.4	
11/16	at StL-L	1	5	0	183	36.6	45	0	1	2	13	170	34.0	
11/23	Mia-W	1	1	0	45	45.0	45	0	0	1	17	28	28.0	
11/30	at KC-W	1	4	0	139	34.8	48	0	3	1	0	139	34.8	
12/7	Buf-W	1	3	0	149	49.7	53	1	2	0	0	129	43.0	
12/14	at SD-W	1	3	0	121	40.3	51	0	0	2	61	60	20.0	
12/22	at Cin-L	1	6	0	283	47.2	54	1	2	3	72	191	31.8	
12/28	Oak-W	1	3	0	139	46.3	56	1	0	2	23	96	32.0	
2014 TOTALS		16	69	0	3048	44.2	65	4	25	33	3712	2597	37.6	
1/11/15	Ind-L1	1	6	0	244	40.7	48	0	1	3	7	237	39.5	

1-AFC Divisional Playoff

2013, DENVER

Date	Opp	G	No	Gross			Lg	In		Ret		Net Yds	Net Avg
				Blk	Yds	Avg		TB	20	Ret	Yds		
9/5	Bal-W	1	7	0	319	45.6	59	1	5	1	13	286	40.9
9/15	at NYG-W	1	5	0	210	42.0	53	0	2	2	13	197	39.4
9/23	Oak-W	1	1	0	37	37.0	37	0	1	0	0	37	37.0
9/29	Phi-W	1	2	0	92	46.0	60	0	1	1	21	71	35.5
10/6	at Dal-W	1	0	0	0	-	-	0	0	0	0	0	-
10/13	Jac-W	1	3	0	129	43.0	48	0	0	2	2	127	42.3
10/20	at Ind-L	1	7	0	331	47.3	53	0	1	3	35	296	42.3
10/27	Was-W	1	3	0	147	49.0	55	0	1	2	36	111	37.0
11/10	at SD-W	1	5	0	233	46.6	59	1	0	0	0	213	42.6
11/17	KC-W	1	6	0	275	45.8	54	0	1	5	33	242	40.3
11/24	at NE-L	1	8	0	325	40.6	49	0	4	3	39	286	35.8
12/1	at KC-W	1	3	0	132	44.0	53	0	2	1	0	132	44.0
12/8	Ten-W	1	2	0	65	32.5	36	0	2	0	0	65	32.5
12/12	SD-L	1	4	0	186	46.5	51	0	1	2	11	175	43.8
12/22	at Hou-W	1	6	0	292	48.7	55	0	1	5	70	222	37.0
12/29	at Oak-W	1	3	1	120	40.0	48	1	1	1	1	99	24.8
2013 TOTALS		16	65	1	2893	44.5	60	3	23	28		2742559	38.8
1/12/14	SD-W1	1	0	0	0	-	-	0	0	0	0	0	-
1/19/14	NE-W2	1	1	0	48	48.0	48	1	0	0	0	28	28.0
2/2/14	Sea-L3	1	2	0	60	30.0	31	0	1	0	0	60	30.0

1-AFC Divisional Playoff; 2-AFC Championship; 3-Super Bowl XLVIII, New York

2012, DENVER

Date	Opp	G	No	Gross			Lg	In		Ret		Net Yds	Net Avg
				Blk	Yds	Avg		TB	20	Ret	Yds		
9/9	Pit-W	1	2	0	90	45.0	46	0	1	2	23	67	33.5
9/17	at Ati-W	1	5	0	251	50.2	67	0	3	1	-2	253	50.6
9/23	Hou-W	1	8	0	379	47.4	56	1	3	4	19	340	42.5
9/30	Oak-W	1	0	0	0	-	-	0	0	0	0	0	-
10/7	at NE-W	1	3	0	137	45.7	51	1	2	1	5	112	37.3
10/15	at SD-W	1	5	0	223	44.6	56	0	2	4	14	209	41.8
10/28	NO-L	1	5	0	232	46.4	55	1	3	1	-1	213	42.6
11/4	at Cin-W	1	3	0	140	46.7	49	0	1	3	-1	141	47.0
11/11	at Car-W	1	6	0	288	48.0	60	0	3	3	10	278	46.3
11/18	SD-W	1	5	0	252	50.4	58	1	1	2	10	222	44.4
11/25	at KC-L	1	4	0	175	43.8	51	0	0	2	29	146	36.5
12/2	TB-W	1	5	0	224	44.8	55	0	3	1	15	209	41.8
12/6	at Oak-W	1	2	0	89	44.5	53	0	2	1	8	81	40.5
12/16	at Bal-L	1	8	0	344	43.0	49	0	2	5	52	292	36.5
12/23	Cle-W	1	3	0	147	49.0	56	0	0	2	11	136	45.3
12/30	KC-W	1	3	0	134	44.7	53	0	1	1	11	123	41.0
2012 TOTALS		16	67	0	3105	46.3	67	4	27	33		2032822	42.1
1/12/13	Bal-L1	1	5	0	244	48.8	59	0	3	3	22	222	44.4

1-AFC Divisional Playoff

2011, DENVER

Date	Opp	G	No	Blk	Gross			TB	In		Ret	Yds	Yds	Avg
					Yds	Avg	Lg		20	Ret				
9/12	Oak-W	1	4	0	165	41.3	65	2	1	0	0	125	31.3	
9/18	Cin-W	1	6	0	335	55.8	59	0	1	5	29	306	51.0	
9/25	at Ten-W	1	5	0	246	49.2	62	0	4	4	21	225	45.0	
10/2	at GB-W	1	2	0	98	49.0	53	0	0	2	7	91	45.5	
10/9	SD-W	1	6	0	322	53.7	60	0	1	5	65	257	42.8	
10/23	at Mia-W	1	9	0	435	48.3	66	0	2	4	62	373	41.4	
10/30	Det-L	1	7	0	353	50.4	57	0	1	3	30	323	46.1	
11/6	at Oak-W	1	5	0	238	47.6	57	0	0	4	43	195	39.0	
11/13	at KC-W	1	7	0	307	43.9	60	0	4	3	29	278	39.7	
11/17	NYJ-W	1	8	0	350	43.8	56	2	3	3	35	275	34.4	
11/27	at SD-L	1	9	0	391	43.4	61	2	3	3	16	335	37.2	
12/4	at Min-W	1	6	0	307	51.2	59	0	3	3	14	293	48.8	
12/11	Chi-W	1	8	0	363	45.4	53	0	3	2	36	327	40.9	
12/18	NE-L	1	3	0	165	55.0	60	0	1	3	23	142	47.3	
12/24	at Buf-W	1	7	0	306	43.7	50	0	1	3	135	171	24.4	
1/1/12	KC-W	1	9	0	402	44.7	55	1	5	4	40	342	38.0	
2011 TOTALS		16	101	0	4783	47.4	66	7	33	51	5854	058	40.2	
1/8/12	Pit-W1	1	4	0	164	41.0	50	0	1	0	0	164	41.0	
1/14/12	at NE-L2	1	7	0	272	38.9	44	0	1	2	28	244	34.9	

1-AFC Wild Card Playoff; 2-AFC Divisional Playoff

2010, DENVER

Date	Opp	G	No	Blk	Gross			TB	In		Ret	Yds	Yds	Avg
					Yds	Avg	Lg		20	Ret				
9/12	at Jac-W	1	4	0	172	43.0	51	0	1	3	26	146	36.5	
9/19	Sea-W	1	4	0	205	51.3	63	0	2	3	82	123	30.8	
9/26	Ind-W	1	3	0	143	47.7	55	0	1	1	4	139	46.3	
10/3	at Ten-W	1	5	0	208	41.6	51	1	2	1	9	179	35.8	
10/10	at Bal-W	1	7	0	281	40.1	53	0	0	3	31	250	35.7	
10/17	NYJ-W	1	6	0	301	50.2	58	2	1	3	23	238	39.7	
10/24	Oak-L	1	7	0	364	52.0	61	0	0	6	47	317	45.3	
10/31	at SF-W	1	7	0	236	33.7	48	0	4	2	15	221	31.6	
11/14	KC-W	1	2	0	82	41.0	46	1	0	1	16	46	23.0	
11/22	at SD-W	1	9	0	335	37.2	50	0	1	5	36	299	33.2	
11/28	St-L	1	4	0	201	50.3	57	1	0	3	19	162	40.5	
12/5	at KC-W	1	7	0	288	41.1	48	0	2	4	14	274	39.1	
12/12	at Ari-W	1	5	0	281	56.2	60	0	0	5	72	209	41.8	
12/19	at Oak-L	1	7	0	307	43.9	56	1	1	5	47	240	34.3	
12/26	Hou-W	1	4	0	174	43.5	52	1	2	2	14	140	35.0	
1/2/11	KC-W	1	5	0	257	51.4	57	0	2	3	95	162	32.4	
2010 TOTALS		16	86	0	3,835	44.6	63	7	19	50	5503	145	36.6	

JUSTIN CURRIE

POSITION | LINEBACKER
SCHOOL | WESTERN MICHIGAN
HT 6-2 | **WT** 230
BORN | 9/19/93
ACQUIRED | FA - '17
NFL EXPERIENCE | 2ND YEAR

42

TRANSACTIONS

Originally signed by the New York Giants as an undrafted free agent on May 7, 2015...Waived by the Giants on July 15, 2015...Signed by the Giants on July 23, 2015...Waived by the Giants on Sept. 3, 2016...Added to the Cleveland Browns' practice squad on Dec. 7, 2016...Signed by the Browns on Jan. 2, 2016...Waived by Cleveland on Aug. 23, 2017...Signed by Browns on Nov. 21, 2017...Waived by Cleveland on Nov. 30, 2017...Signed to Browns' practice squad on Dec. 5, 2017...Elevated to Cleveland's active roster on Dec. 8, 2017.

AT A GLANCE

Made his NFL debut in 2017, playing in three games with six tackles, one sack and one special teams tackle.

Led Western Michigan with 105 tackles as a senior in 2014.

Spent a portion of the 2016 offseason rock climbing in Thailand.

SEASONAL REVIEWS:

2017: Contributed in three games, posting six tackles (five solo) and one sack...Notched one special teams tackle...(11/26) at Cin: In NFL debut, posted one special teams tackle...(12/24) at Chi: Totaled three tackles (two solo) and one sack, all career firsts.

2016: Spent the final four weeks of the season on the Browns' practice squad.

2015: Spent the year on injured reserved after fracturing ankle in the preseason.

COLLEGE:

Appeared in 47 games with 37 starts at Western Michigan while totaling 340 tackles...As a senior in 2014, started all 13 games and led the team in tackles with 105 while earning the MAC Distinguished Scholar-Athlete and Academic All-MAC...As a junior in 2014, started all 12 games and finished with a team-best 113 tackles, three INTs and one forced fumble...As a sophomore in 2012, started all 12 games and tallied 98 tackles, one fumble recovery and one forced fumble on way to earning second team All-MAC and Team Outstanding Defensive Player of the Year...As a freshman in 2011, appeared in 10 games and finished with 24 tackles...Majored in criminal justice.

PERSONAL:

Born Justin Mark Currie...Native of Big Rapids, Mich.

High School: Attended Big Rapids High School, where he earned first-team all-conference and all-area dream team.

Community Involvement: Active with the Chris Kyle Frog Foundation, to honor God, country and families who serve the military.

Hobbies/Interests: Enjoys rock climbing...Spent part of the 2016 offseason rock climbing at Railay Beach in Krabi, Thailand...Wants to learn to play bagpipes...If not for football, would be involved with law enforcement or military...Job shadowed at the offices of the U.S. Marshal and the DEA during the 2018 offseason...Favorite movie is V for Vendetta...Favorite TV show is Peaky Blinders.

JUSTIN CURRIE CAREER STATISTICS

Year	Team	TACKLES							INTERCEPTIONS					FUMBLES			
		GP	GS	Tot	Solo	Asst	Sk	Yds	No	Yds	Lg	TD	PD	FF	FR	Yds	
2015	NY Giants																
2017	Cleveland	3	0	6	5	1	1.0	7.0	0	0	-	0	0	0	0	0	0

ADDITIONAL STATISTICS: Sacks: Mitchell Trubisky (1.0). Special teams tackles: 1.

JUSTIN CURRIE GAME-BY-GAME STATISTICS

2017, CLEVELAND

Date	Opp	GP	GS	Tot	So	As	Sk	Yd	Int	Yd	Lg	TD	PD	FF	FR
9/10	Pit-L														
9/17	at Bal-L														
9/24	at Ind-L														
10/1	Cin-L														
10/8	NYJ-L														
10/15	at Hou-L														
10/22	Ten-L														
10/29	Min-L														
11/12	at Det-L														
11/19	Jax-L														
11/26	at Cin-L	1		0	0	0	0.0	0.0	0	0	-	0	0	0	0
12/3	at LAC-L														
12/10	GB-L														
12/17	Bal-L														
12/24	at Chi-L	1		3	2	1	1.0	7.0	0	0	-	0	0	0	0
12/31	at Pit-L	1		3	3	0	0.0	0.0	0	0	-	0	0	0	0
2017 TOTALS		3	0	6	5	1	1.0	7.0	0	0	-	0	0	0	0

BROWNS IN THE HALL OF FAME

The rich tradition of the Cleveland Browns boasts 16 members in the Pro Football Hall of Fame, which is the eighth-highest total in the NFL. Only the Chicago Bears, Green Bay Packers, Pittsburgh Steelers, Washington Redskins, New York Giants, Los Angeles Rams and Oakland Raiders claim more Hall of Famers.

Most Pro Football Hall of Famers by Team

Team	Hall of Fame Enshrinees
1. Chicago Bears	28
2. Green Bay Packers	25
3. Pittsburgh Steelers	21
Washington Redskins	21
5. New York Giants	20
6. Los Angeles Rams	18
7. Oakland Raiders	17
8. Cleveland Browns	16

*Based upon official numbers provided by the Pro Football Hall of Fame. Players are recognized by teams with whom they played a significant portion of their career. All numbers have been updated to include the 2018 Hall of Fame Class.

STAFF

PLAYERS

2017 SEASON

HISTORY

RECORDS

GAME DAY



MATTHEW DAYES

POSITION | RUNNING BACK
SCHOOL | NORTH CAROLINA STATE
HT 5-9 | **WT** 205
BORN | 9/3/94
ACQUIRED | D7B - 17
NFL EXPERIENCE | 2ND YEAR

27

TRANSACTIONS

Selected by the Cleveland Browns in the seventh round (252nd overall) of the 2017 NFL Draft.

AT A GLANCE

Played in all 16 games, serving as Browns' top kickoff return specialist (437 yards on 18 attempts, 24.3 avg.).

Became first Browns player with two 50-yard returns in one season since 2013.

Finished fourth all-time in N.C. State history with 2,856 career rushing yards and third all-time with 34 career rushing touchdowns.

Rushed for 1,116 yards and 10 touchdowns with eight 100-yard games to become the first Wolfpack running back to surpass 1,000 rushing yards since 2002.

Born in Jamaica.

SEASONAL REVIEWS:

2017: Played in all 16 games, serving as Browns' top kickoff return specialist (437 yards on 18 attempts, 24.3 avg.)...Became first Browns player with two 50-yard returns in one season since 2013...Finished second on Browns with eight special teams tackles...Rushed five times for 13 yards...Caught four passes for 29 yards...(9/10) vs. Pit: In NFL debut, rushed for 7 yards on three attempts and added two catches for 9 yards...Posted one special teams tackle...(10/29) vs. Min (London): Caught one pass for 15 yards...Returned three kickoffs for 105 yards, including 71-yard long that marked team's longest kickoff return since 2013...(11/19) vs. Jax: Caught one pass for 5 yards...Returned two kickoffs for 62 yards, including 53-yard return on opening kickoff...Added two special teams tackles.

COLLEGE:

Played in all 13 games in 2016, finishing third in the ACC in rushing with 1,166 yards and 10 touchdowns...Finished fourth all-time in N.C. State history with 2,856 career rushing yards and third all-time with 34 career rushing touchdowns...Second-team All-ACC selection...Became the Wolfpack's first 1,000 yard rusher since

2002...His eight 100-yard rushing games during his senior year were the most by a NC State player since 1977...Ended the 2015 season with 865 rushing yards and 12 rushing touchdowns in nine games played...Led the FBS in rushing touchdowns through nine games prior to missing the rest of the season with an injury...Honorable mention All-ACC selection...Team-leader in touchdowns in 2014 with 13, third-most in the ACC...Led the team with 1,278 all-purpose yards...Second on the team in rushing yards (473) and receptions (32)...In 2014, bolstered NC State as it recorded its fourth-best rushing total in school history with 2,659 rushing yards and the team's best per game average since 1992...One of three Wolfpack players to rush for 500 yards, joined by QB Jacoby Brissett and RB Shadrach Thornton, the first time the program accomplished the feat since 1973...Third-leading rusher on the team as a true freshman in 2013...Scored three touchdowns in the season opener, most by a NC State running back since 2007 and the second-most ever for an NC State true freshman...Studied sociology at NC State.

PERSONAL:

Native of Fort Lauderdale, Fla... Born in Jamaica.

High School: Attended Cyprus Bay High School in Fort Lauderdale, Fla...Broward County Player of the Year in 2012...Went 12-2 and played in the Florida 8A championship game as a senior...Rushed for 174 yards and five touchdowns on 22 carries in the state championship game...Totaled 1,864 rushing yards his senior season, scoring 31 touchdowns and rushing for over 150 yards in every game that year...Also ran track in high school.

Community Involvement: Participated in youth football camps, the John Marshall Field Ground Breaking and the team's Golf Tournament Dawg Pound Games.

Hobbies/Interests: Has the ability to juggle...Lists his favorite TV shows as Prison Break and Breaking Bad.

MATTHEW DAYES CAREER STATISTICS

Year	Team	RUSHING							RECEIVING				
		GP	GS	Att	Yds	Avg	Lg	TD	No	Yds	Avg	Lg	TD
2017	Cleveland	16	0	5	13	2.6	3	0	4	29	7.3	15	0

Year	Team	KICKOFF RETURNS					PUNT RETURNS					
		No	Yds	Avg	Lg	TD	No	FC	Yds	Avg	Lg	TD
2017	Cleveland	18	437	24.3	71	0	0	0	0	-	-	0

ADDITIONAL STATISTICS: Special teams tackles: 8.

MATTHEW DAYES GAME-BY-GAME STATISTICS

2017, CLEVELAND

Date	Opp	RUSHING							RECEIVING				
		GP	GS	No	Yds	Avg	Lg	TD	No	Yds	Avg	Lg	TD
9/10	Pit-L	1		3	7	2.3	3	0	2	9	4.5	8	0
9/17	at Bal-L	1		0	0	-	-	0	0	0	-	-	0
9/24	at Ind-L	1		0	0	-	-	0	0	0	-	-	0
10/1	Cin-L	1		1	2	2.0	2	0	0	0	-	-	0
10/8	NYJ-L	1		0	0	-	-	0	0	0	-	-	0
10/15	at Hou-L	1		0	0	-	-	0	0	0	-	-	0
10/22	Ten-L	1		0	0	-	-	0	0	0	-	-	0
10/29	Min-L	1		0	0	-	-	0	1	15	15.0	15	0
11/12	at Det-L	1		0	0	-	-	0	0	0	-	-	0
11/19	Jax-L	1		0	0	-	-	0	1	5	5.0	5	0
11/26	at Cin-L	1		0	0	-	-	0	0	0	-	-	0
12/3	at LAC-L	1		0	0	-	-	0	0	0	-	-	0
12/10	GB-L	1		0	0	-	-	0	0	0	-	-	0
12/17	Bal-L	1		0	0	-	-	0	0	0	-	-	0
12/24	at Chi-L	1		1	4	4.0	4	0	0	0	-	-	0
12/31	at Pit-L	1		0	0	-	-	0	0	0	-	-	0
2017 TOTALS		16	0	5	13	2.6	4	0	4	29	7.3	15	0

CRUCIAL CATCH - CANCER AWARENESS

The Cleveland Browns and NFL will support cancer awareness platforms throughout October during the 10th consecutive year of the NFL's and NFL Players Association's "A Crucial Catch: Annual Screening Saves Lives" campaign. For more information about the league-wide initiative, visit www.NFL.com/crucialcatch.

SETH DeVALVE

POSITION | TIGHT END
SCHOOL | PRINCETON
HT 6-3 | **WT** 245
BORN | 1/29/93
ACQUIRED | 04D - 16
NFL EXPERIENCE | 3RD YEAR

87

TRANSACTIONS

Selected by the Cleveland Browns in the fourth round (138th overall) of the 2016 NFL Draft.

AT A GLANCE

Last name is pronounced duh-VALVE.

Highest selected Princeton football player in the modern-draft era.

Enjoys playing music in his spare time. Can play the guitar, bass and drums.

SEASONAL REVIEWS:

2017: Set career highs with 395 yards on 33 catches... Recorded one TD reception... Played in all 16 games with four starts... Logged four special teams tackles.

2016: Appeared in 12 games with two starts... Posted 10 catches for 127 yards with two TDs... Finished third among all rookie TEs in TDs... (10/30) vs. NYJ: Started first NFL game at TE, recording first NFL catch (5 yards from Josh McCown)... (11/10) at Bal.: Recorded first NFL TD after hauling in a 25-yard pass from Cody Kessler.

COLLEGE:

Played 30 career games at Princeton... Caught 122 passes for 1,336 yards and seven TDs... Spent time playing wide receiver and tight end... Ranked 10th in school history in career receptions... Earned Princeton's Rogerson Award for Spirit and Inspiration in 2015 after playing in six games and finishing with 33 catches for 337 yards and a TD... Redshirted in 2014 after being limited to two games due to injury... Set career highs as a junior in 2013 with 49 receptions for 527 yards and four TDs... Appeared in all 10 games as a sophomore in 2012, catching 20 passes for 219 yards and one TD.

PERSONAL:

Given name is Seth Nicolas DeValve... Last name is pronounced duh-VALVE... Native of Manchester, Conn... Highest drafted Princeton football player in the modern-draft era... Youngest of four brothers... Brother, Jacob, ran track at Liberty University... Worked in risk management at NRG Energy for a semester of college... Interested in coaching and teaching at the high school level in the future.

High School: Attended Manchester High School in Manchester, Conn... All-state and two-time all-conference honoree as a quarterback, earning all-state recognition as a senior... Also an all-conference selection at safety... Threw for 4,650 career yards and 37 TDs... Added 2,000 rushing yards and 24 TDs on offense and nine INTs on defense... Two-time all-conference selection for track, running the 100-meter and the 400-meter and participating in the high jump and shotput.

Community Involvement: Active in the Cleveland community, volunteering for numerous football camps, hospital and school visits... Participated in the Neighborhood Equality and Unity Summit with Cleveland Police and Cleveland Metropolitan School District students and also participated in a police ride-along with the Cleveland Police Department... Made annual trips to Tijuana in high school for various outreach efforts in the community.

Hobbies/Interests: Enjoys playing music in his spare time including the guitar, bass and drums... Also likes spending his time outdoors hiking and fishing... Favorite movie is Remember the Titans... Lists contemporary Christian as his favorite type of music and Shane & Shane as his favorite group.

SETH DeVALVE CAREER STATISTICS

Year	Team	RECEIVING							RUSHING				TD
		GP	GS	No	Yds	Avg	Lg	TD	Att	Yds	Avg	Lg	
2016	Cleveland	12	2	10	127	12.7	25t	2	0	0	0	-	0
2017	Cleveland	16	4	33	395	12.0	49	1	0	0	0	-	0
NFL Totals (two years)		28	6	43	522	12.1	49	3	0	0	0	-	0

ADDITIONAL STATISTICS: 100-yard receiving games - None. Multiple-TD games - None. FUMBLES - 1 (1 lost) in 2017. Misc. tackles - 1 in 2016. Special teams tackles - 1 in 2016; 4 in 2017; NFL totals: 5.

SINGLE-GAME HIGHS & CAREER MILESTONES: RECEIVING: Receptions - 4, twice: vs. Pit., 9/10/17; at Det., 11/12/17. Yards - 70, at Det., 11/12/17. TDs - 1, three times; last: at Hou., 10/15/17. Long - 49, at Bal., 9/17/17. NFL debut: at Phi., 9/11/16. First NFL start: vs. NYJ, 10/30/16. First NFL reception: vs. NYJ, 10/30/16 (5 yards, J. McCown).

SETH DeVALVE GAME-BY-GAME STATISTICS

2017, CLEVELAND

Date	Opp	GP	GS	No	Yds	Avg	Lg	TD
9/10	Pit-L	1	TE	4	42	10.5	21	0
9/17	at Bal-L	1		2	61	30.5	49	0
9/24	at Ind-L	1		2	29	14.5	20	0
10/1	Cin-L	1		1	2	2.0	2	0
10/8	NYJ-L	1	TE	3	24	8.0	17	0
10/15	at Hou-L	1		2	9	4.5	6	1
10/22	Ten-L	1		2	27	13.5	17	0
10/29	Min-L	1		1	0	0.0	0	0
11/12	at Det-L	1		4	70	17.5	35	0
11/19	Jax-L	1		1	5	5.0	5	0
11/26	at Cin-L	1	TE	2	33	16.5	24	0
12/3	at LAC-L	1	TE	2	33	16.5	25	0
12/10	GB-L	1		2	16	8.0	11	0
12/17	Bal-L	1		2	32	16.0	23	0
12/24	at Chi-L	1		3	12	4.0	5	0
12/31	at Pit-L	1		0	0	-	-	0
2017 TOTALS		16	4	33	395	12.0	49	1

2016, CLEVELAND

Date	Opp	GP	GS	No	Yds	Avg	Lg	TD
9/11	at Phi-L	1		0	0	-	-	0
9/18	Bal-L	1		0	0	-	-	0
9/25	at Mia-L	1		0	0	-	-	0
10/2	at Was-L			***inactive -- knee***				
10/9	NE-L			***inactive -- knee***				
10/16	at Ten-L			***inactive -- knee***				
10/23	at Cin-L			***inactive -- knee***				
10/30	NYJ-L	1	TE	1	5	5.0	5	0
11/6	Dal-L	1		0	0	-	-	0
11/10	at Bal-L	1		1	25	25.0	25t	1
11/20	Pit-L	1		1	8	8.0	8	0
11/27	NYG-L	1		3	39	13.0	21	0
12/11	Cin-L	1	TE	1	11	11.0	11	0
12/18	at Buf-L	1		1	6	6.0	6	0
12/24	SD-W	1		1	21	21.0	21	0
1/1	at Pit-L	1		1	12	12.0	12t	1
2016 TOTALS		12	2	10	127	12.7	25t	2



SPENCER DRANGO

POSITION | OFFENSIVE LINE
SCHOOL | BAYLOR
HT 6-6 | **WT** 315
BORN | 10/15/92
ACQUIRED | D5B - 16
NFL EXPERIENCE | 3RD YEAR

66

TRANSACTIONS

Selected by the Cleveland Browns in the fifth round (168th overall) of the 2016 NFL Draft.

AT A GLANCE

Started nine games at LT, one as extra OL and contributed on FG protect in all 16 games.

In Week 8, became the first Browns player other than Joe Thomas to start at LT since Week 17 of 2006.

Overcame dyslexia at a young age, closing his college career as a three-time Academic-All Big 12 Honoree and finalist for the 2015 William V. Campbell Trophy, recognizing college football players for their outstanding academic performance.

All-America selection in 2014 and 2015 and named Big 12 Co-Offensive Lineman of the Year in 2014 and Big 12 Offensive Lineman of the Year in 2015.

Spent two weeks in Brazil in 2015 volunteering at sports camps for local children as part of sports ministry.

SEASONAL REVIEWS:

2017: Started nine games at LT, one as extra OL and contributed on FG protect in all 16 games...Played every offensive snap in all nine starts at LT...Helped the Browns finish sixth in the league with a 4.46 rush avg.

2016: Played in all 16 games, starting eight at LG and one as extra offensive lineman in jumbo set...Helped Browns finish second in NFL with 4.89 rush avg., highest by Cleveland since 1966.

COLLEGE:

Started all 48 career games at Baylor...All-America selection in 2014 and 2015, All-Big 12 First Team selection from 2013-15 and three-time Academic All-Big 12 honoree...Named Big 12 Co-Offensive Lineman of the Year in 2014 and Big 12 Offensive Lineman of the Year in 2015...Named to the All-Big 12 Freshman Team and All-America Freshman Team in 2012...Two-time first-

team Academic All-District VII selection...Member of offensive line in 2015 that opened lanes for a rushing offense that ranked second in the nation averaging 326.7 yards per game and led the Big 12 with a 1.15 sacks allowed per game average...Blocked for a rushing offense in 2014 that averaged 215.5 yards a game, ranking second in the Big 12...Member of offensive line that helped pave the way for a conference-leading 259.7 rushing yards per game, NCAA-leading 618.8 total yards per game and NCAA-record 681 total points in 2013...Blocked along an offensive line in 2012 that opened holes for a rushing attack that averaged 231.7 rushing yards per game, No. 1 in the Big 12, and an offense that averaged 572.2 total yards a game, No. 2 in the nation...Redshirted as a freshman in 2011...Graduated with a bachelor's degree in finance.

PERSONAL:

Given name is Spencer Joseph Drango...Born in Indianapolis, Ind...Native of Austin, Texas...Overcame dyslexia at a young age, closing his college career as a three-time Academic-All Big 12 Honoree and finalist for the 2015 William V. Campbell Trophy, recognizing college football players for their outstanding academic performance.

High School: Attended Cedar Park High School in Cedar Park, Texas where he did not allow a sack as a senior...First-team Class 4A All-State selection and District 25-4A Offensive Lineman of the Year in 2010.

Community Involvement: Active in the Cleveland community, volunteering at the Greater Cleveland Food Bank and Joe Thomas' 'Shop with a Pro' holiday event...Stuffed USO care packages and deployment bags for service members...Participated in My Cause My Cleats to support Dyslexia Awareness...Active in the Fellowship of Christian Athletes...Spent two weeks in Brazil in 2015 volunteering at sports camps for local children as part of sports ministry.

Hobbies/Interests: Enjoys hunting and fishing in his spare time...Favorite movie is Shooter and favorite TV show is Mythbusters...Lists country as his favorite type of music and Jason Boland as his favorite artist.

SPENCER DRANGO CAREER STATISTICS

Year	Team	GP	GS
2016	Cleveland	16	9
2017	Cleveland	16	10
NFL totals (two years)		32	19

CAREER MILESTONES: NFL debut: at Phi., 9/11/16. First NFL start: vs. Bal., 9/18/16.

NFL PLAYER LIMITS

The Active/Inactive List is the principal status for players participating for a club. It consists of all players under contract who are eligible for preseason, regular-season, and postseason games. Teams are permitted to open training camp with no more than 90 players under contract and thereafter must one mandatory roster reduction prior to the season opener. Teams will be permitted an Active List of 46 players and an Inactive List of seven players for each regular-season and postseason game. Teams also are permitted to establish Practice Squads of up to 10 players who are eligible to participate in practice, but these players remain free agents and are eligible to sign with any other team in the league.

In addition to the squad limits described above, the overall roster limit of 90 players remains in effect throughout the regular season and postseason. The overall limit is applicable to players on a team's Active, Inactive, and certain Exempt Lists, players on the Practice Squad, and players on the Reserve List as Injured, Physically Unable to Perform, Non-Football Illness/Injury, and Suspended by Club.

ANNUAL ACTIVE PLAYER LIMITS

NFL Year(s)	Limit	NFL Year(s)	Limit
2011-18	46	1949-50	32
1991-2010	45**	1948	35
1985-90	45	1947	35*-34
1983-84	49	1945-46	33
1982	45 [†] -49	1943-44	28
1978-81	45	1940-42	33
1975-77	43	1938-39	30
1974	47	1936-37	25
1964-73	40	1935	24
1963	37	1930-34	20
1961-62	36	1926-29	18
1960	38	1925	16
1959	36	** 45 plus a third quarterback	
1957-58	35	† 45 for first two games	
1951-56	33	* 35 for first three games	

STAFF

PLAYERS

2017 SEASON

HISTORY

RECORDS

GAME DAY



ANTHONY FABIANO

POSITION | OFFENSIVE LINE
SCHOOL | HARVARD
HT 6-4 | **WT** 303
BORN | 7/13/93
ACQUIRED | W. (IND.) - 18
NFL EXPERIENCE | 2ND YEAR

54

TRANSACTIONS

Originally signed by the Baltimore Ravens as an undrafted free agent on May 6, 2016...Waived by the Ravens on Aug. 29, 2016...Added to the Cleveland Browns' practice squad on Sept. 5, 2016...Elevated to the Browns' active roster on Oct. 5, 2016...Waived by the Browns on Oct. 10, 2016...Added to the Browns' practice squad on Oct. 12, 2016...Elevated to the Browns' active roster on Dec. 5, 2016...Waived by the Browns on Sept. 2, 2017...Added to the Washington Redskins' practice squad on Sept. 4, 2017...Removed from the Redskins' practice squad on Sept. 11, 2017...Added to the New York Giants' practice squad on Oct. 4, 2017...Removed from the Giants' practice squad on Oct. 10, 2017...Added to the New England Patriots' practice squad on Nov. 9, 2017...Removed from the Patriots' practice squad on Nov. 11, 2017...Added to the Indianapolis Colts' practice squad on Nov. 28, 2017...Elevated to the Colts' active roster on Dec. 2, 2017...Waived by the Colts on May 14, 2018...Claimed by the Browns via waivers on May 15, 2018.

AT A GLANCE

Spent his rookie season in 2016 as a member of the Browns' practice squad before being elevated to the team's active roster for its final four games.

Started two of nine games played in his NFL career, all at center.

Would like to start a career as an agent for NFL players when his playing days are over.

SEASONAL REVIEWS:

2017: Started one of the Colts' final five contests last season after being elevated from the team's practice squad in Week 13...Also spent time on the practice squads of the Redskins, Giants and Patriots.

2016: Elevated to Browns' active roster on Dec. 5... Helped Browns finish second in NFL with 4.89 rush avg., highest by Cleveland since 1966...Spent 11 weeks of the season the Browns' practice squad...Also spent Week 5 on active roster (active, did not play)...(12/11) vs. Cin.: Made NFL debut as extra OL in jumbo set...(1/1) at Pit.: Started first career game at C, playing every offensive snap...Helped Browns rush for 231 yards, team's fourth most since 1999.

COLLEGE:

Appeared in 32 games with 29 starts at Harvard, playing both guard and tackle...As a senior in 2015, appeared in seven games and earned first-team All-Ivy League honors as well as ECAC FCS All-Star second team recognition...Also named to the All-New England team...As a junior in 2014, started all 10 games and earned All-Ivy League honorable mention honors at right guard...In 2013, appeared in two games and received a medical redshirt following injury...As a sophomore in 2012, started all 10 games at left tackle and earned second-team All-Ivy League honors...Played in three games as a true freshman in 2011...Graduated with a degree in economics.

PERSONAL:

Native of Wakefield, Mass.

High School: Attended Wakefield High School in Wakefield, Mass., where he was a two-year starter at tight end and defensive end...As a senior, earned all-scholastic honors from the Boston Herald and first-team all-league accolades.

Community Involvement: Volunteered at Cleveland youth football field dedications and First and Ten hospital visits as a rookie.

Hobbies/Interests: Enjoys reading and playing video games in his free time...Has the ability to juggle... Aspires to become an NFL agent.

ANTHONY FABIANO CAREER STATISTICS

Year	Team	GP	GS
2016	Cleveland	4	1
2017	Indianapolis	5	1
NFL totals (two years)		9	2

CAREER MILESTONES: NFL debut: vs. Cin., 12/11/16. First NFL start: at Pit., 1/1/17.



DARREN FELLS

POSITION | TIGHT END
SCHOOL | UC-IRVINE
HT 6-7 | **WT** 270
BORN | 4/22/86
ACQUIRED | UFA (DET.) - '18
NFL EXPERIENCE | 5TH YEAR

88

TRANSACTIONS

Signed by the Seattle Seahawks on March 6, 2013... Waived by the Seahawks on May 8, 2013... Signed by the Seahawks on May 20, 2013... Waived by the Seahawks on Aug. 31, 2013... Signed to the Arizona Cardinals' practice squad on Oct. 9, 2013... Elevated to the Cardinals' active roster on Jan. 1, 2014... Signed by the Cardinals on Feb. 1, 2016... Signed by the Detroit Lions as an unrestricted free agent on March 11, 2017... Signed by the Cleveland Browns as an unrestricted free agent on March 15, 2018.

AT A GLANCE

Played 54 career regular season games with 37 starts and has appeared in three playoff games with two starts.

Played in all 16 games for the first time in his career last season and added a career-high 13 starts. He recorded 17 receptions for 177 yards and tied his career-high of three touchdowns.

Entered the NFL as a free agent in 2013 after playing professional basketball internationally, specifically in Belgium, Finland, Argentina, Mexico and France.

Did not play college football. Prior to entering the league in 2013, he hadn't played organized football since his senior year of high school in 2003.

Brother, Daniel, is a former NFL tight end for the New England Patriots, New York Giants, Denver Broncos and the St. Louis Rams.

SEASONAL REVIEWS:

2017: Played in a career-high 54 games with a career-high 13 starts, catching 17 passes for 177 yards... Tied his career-high three-touchdown mark... (10/1) at Min.: Tied a career high with four receptions for a season-high 40 yards... (10/8) vs. Car.: Recorded two receptions for 24 yards, both for touchdowns... Set a new career high with two scoring receptions in a single game... (10/15) at NO: Registered two receptions for 26 yards, including a 22-yard touchdown catch... Became the first Lions tight end since 1976 to notch two 20-plus-yard receiving scores in consecutive games.

2016: Appeared in 14 games with seven starts and totaled 14 receptions for 154 yards and a touchdown... Recorded a career-long touchdown reception for 37 yards... (9/18) vs. TB: Tied a career high with four receptions for 31 yards... (1/1) at LAR: Caught one pass for a 37-yard score, a career-long touchdown reception... His 37 yards were also a season high.

2015: Started 12 of 14 regular season games and one of two postseason games... Registered career-highs in receptions (21), receiving yards (311), receiving average (14.8) and touchdowns (three)... Added a career-long 48-yard reception... Recorded postseason career highs in catches (four), receiving yards (50), receiving average (12.5) and tied a career high with one touchdown catch... Tallied a postseason career-long with a 21-yard reception for a score... (9/13) vs. NO: Set career highs with four receptions for 82 yards and touchdown... The touchdown marked his first regular season score... Added a career-long 48-yard catch... His 82 receiving yards tied for the most by a Cardinals tight end in a single game since 1989... (1/16) vs. GB: Set a postseason career high with two receptions for 14 yards in the NFC Divisional Game... (1/24) at Car.: Tied his postseason career high with two receptions for the second consecutive playoff game... Added a new postseason career high-36 yards and tied a postseason career high with a touchdown in the NFC Championship Game.

2014: Played in 10 games with five starts in his debut NFL season, catching five passes for 71 yards... Started the Cardinals' only playoff game, recording a one-yard touchdown reception, the first of his career... (9/21) vs. SF: Started his NFL debut, contributing on special teams... (12/11) at StL.: Tallied his first career reception for six yards... (1/3) at Car.: Caught his first career touchdown in the NFC Wild Card Game.

COLLEGE:

Did not play football... Played basketball at UC-Irvine as a power forward, seeing action in 123 games with 93 starts... Averaged 10.2 points and 6.3 rebounds per game... Earned second-team All-Big West honors as a senior in 2007-08... Received All-Big West honorable mention nods in his junior (2006-07) and sophomore (2005-06) seasons... Majored in sociology.

PERSONAL:

Given name is Darren Andre Fells... Born in Fullerton, Calif... Brother, Daniel, is a former NFL tight end for the New England Patriots, New York Giants, Denver Broncos and the St. Louis Rams... Hadn't played football since his senior year of high school in 2003 when he entered the NFL in 2013... Played professional basketball

internationally in Argentina, Mexico, France, Belgium and Finland before his brother convinced him to return to the United States to try football.

High School: Attended Fullerton High School (Fullerton, Calif.)...Was an all-state tight end in football...In basketball, was an All-CIF Southern Section II-A first-team selection...Named MVP of the Freeway League... Was a first-team all-league selection.

Community Involvement: Coached elementary students in multiple Kids Camps and Gatorade Jr. Training Camps while with the Cardinals...Participated in the Cardinals' Milk and Cookies Reading Program...Participated in several Cardinals community and charitable initiatives dedicated to helping those in need around the holidays.

DARREN FELLS CAREER STATISTICS

Year	Team	RECEIVING						RUSHING					
		GP	GS	No	Yds	Avg	Lg	TD	Att	Yds	Avg	Lg	TD
2014	Arizona	10	5	5	71	14.2	24	0	0	0	0	-	0
2015	Arizona	14	12	21	311	14.8	48	3	0	0	0	-	0
2016	Arizona	14	7	14	154	11.0	T37	1	0	0	0	-	0
2017	Detroit	16	13	17	177	10.4	23	3	0	0	0	-	0
NFL Totals (five years)		54	37	57	713	12.5	48	7	0	0	0	-	0

ADDITIONAL STATISTICS: 100-yard receiving games - None. Multiple-TD games - 1 (2), vs. Car., 10/18/17. FUMBLES - None. Misc. tackles - 1 in 2017; 1 in 2014; NFL Totals: 2. Special teams tackles - None.

SINGLE-GAME HIGHS & CAREER MILESTONES: RECEIVING: Receptions - 4, three times; last: at Min., 10/1/17. Yards - 82, vs. NO, 9/13/15. TDs - 2, vs. Car., 10/8/17. Long - 48, v. NO, 9/13/15. NFL debut: vs. SF, 9/21/14. First NFL start: vs. SF, 9/21/14. First NFL reception: at StL., 12/11/14 (6 yards, D. Stanton).

DARREN FELLS GAME-BY GAME STATISTICS

2017, DETROIT

Date	Opp	GP	GS	No	Yds	Avg	Lg	TD
9/10	Ari-LW	1	TE	0	0	-	-	0
9/18	at NYG-W	1	TE	1	3	3.0	3	0
9/24	Atl-L	1	TE	1	8	8.0	8	0
10/1	at Min-W	1	TE	4	40	10.0	10	0
10/8	Car-L	1	TE	2	24	12.0	T20	2
10/15	at NO-L	1	TE	2	26	13.0	T22	1
10/29	Pit-L	1	TE	1	12	12.0	12	0
11/6	at GB-W	1	TE	1	10	0.0	10	0
11/12	Cle-W	1		0	0	-	-	0
11/19	at Chi-W	1		1	9	9.0	9	0
11/23	Min-L	1		0	0	-	-	0
12/3	at Bal-L	1	TE	2	10	5.0	8	0
12/10	at TB-W	1	TE	1	23	8.0	11	0
12/16	Chi-W	1	TE	0	0	-	-	0
12/24	at Cin-L	1	TE	0	0	-	-	0
12/31	GB-W	1	TE	1	12	12.0	12	0
2017 TOTALS		16	13	17	177	10.4	23	3

2016, ARIZONA

Date	Opp	GP	GS	No	Yds	Avg	Lg	TD
9/11	NE-L	1		0	0	-	-	0
9/18	at TB-W	1	TE	4	31	7.8	11	0
9/25	Buf-L	1		2	15	7.5	8	0
10/2	at LAR-L	1	TE	2	7	3.5	5	0
10/6	SF-W	1		0	0	-	-	0
10/17	at NYJ-W	1	TE	1	8	8.0	8	0
10/23	Sea-T	1	TE	0	0	-	-	0
10/30	at Car-L	1		0	0	-	-	0
11/13	SF-W	1	TE	0	0	-	-	0
11/20	at Min-L	1	TE	1	22	22.0	22	0
11/27	Atl-L	1	TE	0	0	-	-	0
12/4	at Was-W	1		1	9	9.0	9	0
12/11	at Mia-L	1		1	12	12.0	12	0
12/18	NO-L	1		1	13	13.0	13	0
12/24	at Sea-W	1		0	0	-	-	0
1/1	LAR-W	1		1	37	37.0	37	1
2016 TOTALS		14	7	14	154	11.0	37	1

2015, ARIZONA

Date	Opp	GP	GS	No	Yds	Avg	Lg	TD
9/13	No-W	1	TE	4	82	20.5	48	1
9/20	at Chi-W	1	TE	0	0	-	-	0
9/27	SF-W	1	TE	1	13	13.0	13	0
10/4	StL-L	1	TE	1	17	17.0	17	0
10/11	at Det-W	1	TE	2	25	12.5	T14	1
10/18	at Pit-L	1	TE	1	9	9.0	9	0
10/26	Bal-W			0	0	-	-	0
11/1	at Cle-W			0	0	-	-	0
11/15	at Sea-W	1	TE	3	21	7.0	9	0
11/22	Cin-W	1	TE	1	18	18.0	T18	1
11/29	at SF-W	1		0	0	-	-	0
12/6	at StL-W	1		1	22	22.0	22	0
12/10	Min-W	1	TE	3	43	14.3	26	0
12/27	GB-W	1	TE	0	0	-	-	0
1/3	Sea-L	1	TE	1	7	7.0	7	0
2015 TOTALS		14	12	21	311	14.8	48	3
1/16/16	GB-W1	1	TE	2	14	7.0	11	0
1/24/16	atCar-L2	1		2	36	18.0	T21	1

1-NFC Divisional Playoff; 2-NFC Championship

2014, ARIZONA

Date	Opp	GP	GS	No	Yds	Avg	Lg	TD
9/8	SD-W			0	0	-	-	0
9/14	at NYG-W			0	0	-	-	0
9/21	SF-W	1	TE	0	0	-	-	0
10/5	at Den-L			0	0	-	-	0
10/12	Was-W	1		0	0	-	-	0
10/19	at Oak-W	1		0	0	-	-	0
10/26	Phi-W	1		0	0	-	-	0
11/2	at Dal-W			0	0	-	-	0
11/9	StL-W			0	0	-	-	0
11/16	Det-W			0	0	-	-	0
11/23	at Sea-L	1		0	0	-	-	0
11/30	at Atl-L	1		0	0	-	-	0
12/7	KC-W	1	TE	0	0	-	-	0
12/11	at StL-W	1	TE	1	6	6.0	6	0
12/21	Sea-L	1	TE	2	26	13.0	15	0
12/28	at SF-L	1	TE	2	29	19.5	24	0
2014 TOTALS		10	5	5	71	14.2	24	0
1/3/15	atCar-L1	1	TE	1	1	1.0	1	1

1-NFC Wild Card



E.J. GAINES

POSITION | DEFENSIVE BACK
SCHOOL | MISSOURI
HT 5-10 | **WT** 191
BORN | 2/23/92
ACQUIRED | UFA (BUF.) - '18
NFL EXPERIENCE | 5TH YEAR

28

TRANSACTIONS

Selected by the St. Louis Rams in the sixth round (188th overall) of the 2014 NFL Draft...Traded from the Los Angeles Rams to the Buffalo Bills on Aug. 11, 2017... Signed by the Cleveland Browns as an unrestricted free agent on March 23, 2018.

AT A GLANCE

Started 36 of 37 career games, posting 185 tackles, three interceptions, 30 passes defended, four forced fumbles and three fumble recoveries. He also started one career playoff game.

Started all 11 games he appeared in last season, as well as a postseason contest, registering 59 tackles, one interception, nine pass breakups and a career-high three forced fumbles. His three forced fumbles were also team leading.

Earned a spot on the PFWA All-Rookie team in 2014 after starting 15 of 15 games and recording 70 tackles, two interceptions, 14 passes defended and two fumble recoveries.

His given name, Edwin Bernard Gaines Jr., is after his father, Edwin Bernard Gaines Sr. He has a son, Edwin Bernard Gaines III, who was born in 2016 and goes by the nickname "Tre."

SEASONAL REVIEWS:

2017: Saw action in 11 games with 11 starts, tallying 59 tackles, one interception, nine passes defended and tied a career-high three forced fumbles...Also started his postseason debut...(9/10) vs. NYJ: Recorded five stops in his first games as a Bill...(9/24) vs. Den: Totaled seven tackles, an interception, a forced fumble and tied a career high with three pass breakups...(10/1) at Atl.: Notched three tackles and his second consecutive fumble of the season...(11/19) at LAC: Notched a season-high nine tackles...(12/31) at Mia.: Registered eight tackles, broke up two passes and forced his team-leading third fumble of the year, tying his career high...(1/7) at Jax.: Started his postseason debut in the AFC Wild Card Game.

2016: Started 10 of 11 games, finishing with 56 tackles, seven pass breakups, one forced fumble and one fumble recovery...(10/2) at Ari: Registered seven tackles and two pass breakups in his first action of the season...(10/23) vs. NYG: Recorded four stops, a pair of passes defended and recovered a fumble...(11/27) at NO: Set a new career high with 10 tackles...(12/24) vs. SF: Tallied seven tackles and forced a fumble.

2015: Spent the entire season on the Rams' injured reserve list.

2014: Started a career-high 15 of 15 games in his rookie season...Added career highs in tackles (70), interceptions (two), passes defended (14) and fumbles recoveries (two)...His two fumble recoveries and 14 passes defended led the team...Earned PFWA All-Rookie honors...(9/7) vs. Min.: Started his NFL debut, registering three tackles and a pass defended...(10/5) at Phi: Tallied four tackles, two passes defended, his first career interception and recovered his first career fumble... (10/26) at KC: Set a season high with eight tackles...(11/9) at Ari.: Made four stops and set a career high with three pass breakups.

COLLEGE:

Started 37 of 50 career games at Missouri...Produced 244 tackles, eight interceptions for 71 return yards, 20 pass breakups, one fumble recovery and a forced fumble...Returned 11 punts for 154 yards and a touchdown...Played in started 12 of 12 games as a senior in 2013, recording a career high in tackles (75) and interceptions (five)...Added a forced fumble...Earned All-Southeastern Conference first-team honors...Led the team with 11 pass breakups as a junior in 2012...Posted 74 tackles...As a sophomore in 2011, started 13 games and Set program record with 18 passes defended, while he also ranked 5th on the team with 69 tackles...His 18 pass breakups were the fourth most in the NCAA... Earned All-Big 12 first-team honors...Played in 13 games as a freshman, adding 26 tackles...Majored in sports management.

PERSONAL:

Given name is Edwin Bernard Gaines Jr...Born in Independence, Mo...Has a son, Edwin Bernard Gaines III, but goes by the nickname "Tre"...Son of Alta Bailey and Edwin Gaines Sr...Has three sisters...Began playing football when he was five years old.

STAFF

PLAYERS

2017 SEASON

HISTORY

RECORDS

GAME DAY

High School: Attended Fort Osage High School (Independence, Mo.)...Two-time first-team all-state performer...Helped lead his team to the Missouri Class V title game as a senior in 2009, in which he ran for 1,500 yards and 20 touchdowns and caught 20 passes for 400 yards...Starred in the secondary by making 72 tackles and two interceptions...Registered 89 tackles and added five interceptions, including one he returned for a score as a junior...Previously recorded 88 tackles with five interceptions as a sophomore in 2007...Also a standout in track and basketball, as he won all-state honors in track two different years.

Community Involvement: Visited hospitalized children while in college.

Hobbies/Interests: Lists squid as the strangest food he likes to eat...His biggest pet peeve is when people chew with their mouths open.

E.J. GAINES CAREER STATISTICS

Year	Team	TACKLES							INTERCEPTIONS					FUMBLES		
		GP	GS	Tot	Solo	Asst	Sk	Yds	No	Yds	Lg	TD	PD	FF	FR	Yds
2014	St. Louis	15	15	70	63	7	0.0	0.0	2	0	0	0	14	0	2	0
2015	St. Louis	0	0	0	0	0	0.0	0.0	0	0	-	0	0	0	0	0
2016	LA Rams	11	10	56	47	9	0.0	0.0	0	0	-	0	7	1	1	0
2017	Buffalo	11	11	59	48	11	0.0	0.0	1	1	1	0	9	3	0	0
NFL totals (four years)		37	36	185	150	27	0.0	0.0	3	1	1	0	30	4	3	0

ADDITIONAL STATISTICS: Interceptions - 3. Sacks - None. Special-teams tackles - None.

SINGLE-GAME HIGHS & CAREER MILESTONES: TACKLES: Total - 10, at NO, 11/27/16. Solo - 8, at LAC, 11/19/17. INTERCEPTIONS: 1, three times; last: vs. Den., 9/24/17. Yards - 2, three times; last: at Ari., 10/2/16. Long - 2, three times; last: at Ari., 10/2/16. TDs - None. FUMBLES: Forced - 1, four times; last: at Mia., 12/31/17. Recovered - 1, three times; last: at NYG, 12/23/16. PASSES DEFENSED: 3, twice; last: vs. Den., 9/24/17. SACKS: None. NFL debut: vs. Min., 9/7/14. First NFL start: vs. Min., 9/7/14. First NFL interception: vs. Phi., 10/5/14.

E.J. GAINES GAME-BY-GAME STATISTICS

2017, BUFFALO

Date	Opp	GP	GS	Tot	So	As	Sk	Yd	Int	Yd	Lg	TD	PD	FF	FR
9/10	NYJ-W	1	DB	5	3	2	0.0	0.0	0	0	-	0	0	0	0
9/17	at Car-L	1	DB	4	2	2	0.0	0.0	0	0	-	0	2	0	0
9/24	Den-W	1	DB	7	6	1	0.0	0.0	1	1	1	0	0	1	0
10/1	at Atl-W	1	DB	3	2	1	0.0	0.0	0	0	-	0	1	1	0
10/8	at Cin-L	***inactive -- hamstring***													
10/22	TB-W	1	DB	5	5	0	0.0	0.0	0	0	-	0	1	0	0
10/29	Oak-W	***inactive -- hamstring***													
11/2	at NYJ-L	***inactive -- hamstring***													
11/12	NO-L	***inactive -- hamstring***													
11/19	at LAC-L	1	DB	9	8	1	0.0	0.0	0	0	-	0	0	0	0
11/26	at KC-W	1	DB	8	7	1	0.0	0.0	0	0	-	0	0	0	0
12/3	NE-L	1	DB	2	2	0	0.0	0.0	0	0	-	0	0	0	0
12/10	Ind-W	1	DB	6	4	2	0.0	0.0	0	0	-	0	0	0	0
12/17	Mia-W	1	DB	2	2	0	0.0	0.0	0	0	-	0	1	0	0
12/24	at NE-L	***inactive -- knee***													
12/31	at Mia-W	1	DB	8	7	1	0.0	0.0	0	0	-	0	2	1	0
2017 TOTALS		11	11	59	48	11	0.0	0.0	1	1	1	0	9	3	0
1/7	at Jax-L1	1	DB	2	1	1	0.0	0.0	0	0	-	0	0	0	0

1-AFC Wild Card

2016, LOS ANGELES (RAMS)

Date	Opp	GP	GS	Tot	So	As	Sk	Yd	Int	Yd	Lg	TD	PD	FF	FR
9/12	at SF-L														
9/18	Sea-W														
9/25	at TB-W														
10/2	at Ari-W	1		7	6	1	0.0	0.0	0	0	-	0	2	0	0
10/9	Buf-L	1	DB	3	3	0	0.0	0.0	0	0	-	0	1	0	0
10/16	at Det-L	1	DB	5	4	1	0.0	0.0	0	0	-	0	0	0	0
10/23	NYG-L	1	DB	4	4	0	0.0	0.0	0	0	-	0	2	0	1
11/6	Car-L	1	DB	6	6	0	0.0	0.0	0	0	-	0	1	0	0
11/13	at NYJ-W	1	DB	5	4	1	0.0	0.0	0	0	-	0	0	0	0
11/20	Mia-L	1	DB	3	3	0	0.0	0.0	0	0	-	0	1	0	0
11/27	at NO-L	1	DB	10	6	4	0.0	0.0	0	0	-	0	0	0	0
12/4	at NE-L	1	DB	3	1	2	0.0	0.0	0	0	-	0	0	0	0
12/11	At-L														
12/15	at Sea-L														
12/24	SF-L	1	DB	7	7	0	0.0	0.0	0	0	-	0	0	1	1
1/1	Ari-L	1	DB	3	3	0	0.0	0.0	0	0	-	0	0	0	0
2016 TOTALS		11	10	56	47	9	0.0	0.0	1	14	14	0	7	1	1

2015, ST. LOUIS

Date	Opp	GP	GS	Tot	So	As	Sk	Yd	Int	Yd	Lg	TD	PD	FF	FR
9/13	Cin-L														
9/20	Bal-W														
9/27	at Cle-W														
10/4	at Chi-L														
10/11	Den-L														
10/25	at SD-W														
11/1	NYJ-W														
11/8	at Pit-L														
11/15	Min-L														
11/22	at Det-L														
11/29	at Ten-W														
12/6	KC-L														
12/13	at Den-W														
12/20	GB-L														
12/24	SD-W														
1/3	at KC-L														
2015 TOTALS		0	0	0	0	0	0.0	0.0	0	0	-	0	0	0	0

2014, ST. LOUIS

Date	Opp	GP	GS	Tot	So	As	Sk	Yd	Int	Yd	Lg	TD	PD	FF	FR
9/7	Min-L	1	DB	3	3	1	0.0	0.0	0	0	-	0	1	0	0
9/14	at TB-W	1	DB	5	5	0	0.0	0.0	0	0	-	0	0	0	0
9/21	Dal-L	1	DB	0	0	0	0.0	0.0	0	0	-	0	0	0	0
10/5	at Phi-L	1	DB	4	4	0	0.0	0.0	1	0	0	0	2	0	1
10/13	SF-L	1	DB	3	2	1	0.0	0.0	0	0	-	0	1	0	0
10/19	Sea-W	1	DB	6	6	0	0.0	0.0	0	0	-	0	1	0	0
10/26	at KC-L	1	DB	8	7	1	0.0	0.0	0	0	-	0	0	0	0
11/2	at SF-W	1	DB	6	6	0	0.0	0.0	0	0	-	0	1	0	0
11/9	at Ari-L	1	DB	4	3	1	0.0	0.0	0	0	-	3	0	0	0
11/16	Den-W	1	DB	8	6	2	0.0	0.0	0	0	-	2	0	0	0
11/23	at SD-L	1	DB	5	5	0	0.0	0.0	0	0	-	0	0	0	0
11/30	Oak-W	1	DB	6	6	0	0.0	0.0	1	0	0	2	0	0	1
12/7	at Was-W	1	DB	2	1	1	0.0	0.0	0	0	-	0	0	0	0
12/11	Ari-L	1	DB	7	7	0	0.0	0.0	0	0	-	0	0	0	0
12/21	NYG-L	1	DB	3	2	1	0.0	0.0	0	0	-	1	0	0	0
12/28	at Sea-L														
2014 TOTALS		15	15	70	63	7	0.0	0.0	2	0	0	0	14	0	2

STAFF

PLAYERS

2017 SEASON

HISTORY

RECORDS

GAME DAY



MYLES GARRETT

POSITION | DEFENSIVE LINE
SCHOOL | TEXAS A&M
HT 6-4 | **WT** 272
BORN | 12/29/95
ACQUIRED | D1A - 17
NFL EXPERIENCE | 2ND YEAR

95

TRANSACTIONS

Selected by the Cleveland Browns in the first round (1st overall) of the 2017 NFL Draft.

AT A GLANCE

Led the Browns with seven sacks, which was tied for second among all NFL rookies in 2017 and tied for third-most ever by a Browns rookie despite playing just 11 games.

Earned first-team All-America accolades in 2015 and 2016 en route to becoming Texas A&M's first-ever No. 1 overall selection in program history.

Brother, Sean Williams, was selected No. 17 overall by the New Jersey Nets in 2007, and sister, Brea Garrett, was an NCAA champion weight thrower on Texas A&M's track and field team.

Prior to selecting Texas A&M, considered attending Ohio State due to his passion for dinosaurs and the school's highly-rated paleontology program.

Writes his own poetry and has a love for '70s music.

SEASONAL REVIEWS:

2017: Named to PFWA All-Rookie team...Led the Browns with seven sacks, which was tied for second among all NFL rookies in 2017 and tied for third-most ever by a Browns rookie despite playing just 11 games...Recorded 31 tackles, one pass defended, one forced fumble and one fumble recovery...Joined DT Tommy Kelly (2004 Raiders) and LB Barkevious Mingo (2013 Browns) as only rookies since 2004 with sack in each of first three NFL games...Named team's Maurice Bassett Award winner, given to team's most outstanding rookie during training camp...(10/8) vs NYJ: On first NFL play, dropped Josh McCown for an 8-yard loss on third down...Added second sack on third down late in second quarter...Became first No. 1 overall pick with multiple sacks in first game and first Brown with at least two sacks in his NFL debut since 1988.

COLLEGE:

Played in 36 career games at Texas A&M, notching 145 total tackles and 32.5 sacks...Earned first-team All-American honors from Walter Camp, FWA, Associated Press, AFCA and Sporting News...Finalist for the Rotary Lombardi Award and Bednarik Award in 2016...First-team All-American from Walter Camp and FWA in 2015, as well as a Rotary Lombardi Award and Hendricks Award finalist...2014 freshman All-American, second-team All-SEC...Totaled 8.5 sacks and 15.0 tackles for loss in 2016...Finished the regular season as the SEC leader in sacks with 12.5 as a sophomore in 2015 and added 59 tackles, 19.5 tackles for loss, five forced fumbles and one INT...Holds the Texas A&M and SEC freshman record for sacks with 11.5...Named a consensus freshman All-American and All-SEC player in 2014, as well as his team's Defensive MVP, after totaling 53 tackles and 14 tackles for loss...Set a program freshman record with 3.5 sacks vs. Louisiana-Monroe...Majored in university studies with a concentration in global arts, planning, design and construction...Minored in business administration and geology.

PERSONAL:

Given name is Myles Lorenz Garrett...Son of Audrey and Lawrence Garrett...Native of Arlington, Texas...His brother, Sean Williams, was selected No. 17 overall by the New Jersey Nets in 2007 and has professional experience in the NBA and internationally...His sister, Brea Garrett, was an NCAA champion weight thrower on Texas A&M's track and field team.

High School: Attended Martin High School in Arlington, Texas...Became first person in school history to be drafted into the NFL...Received Texas Class 5A Defensive Player of the Year accolades following his final season...Also lettered in basketball and track in high school.

Community Involvement: Participated in My Cause My Cleats, benefitting the Waterboys organization, which helps build wells in East Africa to provide the life-saving resource of clean water to communities who desperately need it...Volunteered at numerous Cleveland youth football camps...Participated in the John Marshall Field Ground Breaking...Stuffed USO care packages and deployment bags for service members.

Hobbies/Interests: Enjoys studying dinosaurs in his free time...Often reads and writes his own poetry...Enjoys listening to '70s music.

MYLES GARRETT CAREER STATISTICS

Year	Team	GP	GS	TACKLES					INTERCEPTIONS					FUMBLES		
				Tot	Solo	Asst	Sk	Yds	No	Yds	Lg	TD	PD	FF	FR	Yds
2017	Cleveland	11	9	31	19	12	7.0	44.0	0	0	-	0	1	1	1	0

ADDITIONAL STATISTICS: Career sacks: Josh McCown (2.0), Andy Dalton (1.0), Landry Jones (1.0), Marcus Mariota (1.0), Mitchell Trubisky (1.0), Deshaun Watson (1.0).

SINGLE-GAME HIGHS & CAREER MILESTONES: TACKLES: Total - 5, at Hou., 10/15/17. Solo - 3, twice; vs. Ten., 10/22/17; at Pit., 12/31/17. INTERCEPTIONS: None. Yards - 0. TDs - None. FUMBLES: Forced - 1, at Pit., 12/31/17. Recovered - 1, vs. Jax., 11/19/17. PASSES DEFENSED: 1, vs. Bal., 12/17/17. SACKS: 2, vs. NYJ, 10/8/15. NFL debut: vs. NYJ, 10/8/17. First NFL start: vs. Ten., 10/22/17. First NFL sack: vs. NYJ, 10/8/17..

MYLES GARRETT GAME-BY-GAME STATISTICS

2017, CLEVELAND

Date	Opp	GP	GS	Tot	So	As	Sk	Yd	Int	Yd	Lg	TD	PD	FF	FR
9/10	Pit-L														
9/17	at Bal-L														
9/24	at Ind-L														
10/01	Cin-L														
10/08	NYJ-L	1	2	2	0	2.0	12.0	0	0	-	0	0	0	0	0
10/15	at Hou-L	1	5	2	3	1.0	8.0	0	0	-	0	0	0	0	0
10/22	Ten-L	1	DE	4	3	1	1.0	7.0	0	0	-	0	0	0	0
10/29	Min-L														
11/12	at Det-L	1	DE	1	1	0	0.0	0.0	0	0	-	0	0	0	0
11/19	Jax-L	1	DE	3	1	2	0.0	0.0	0	0	-	0	0	0	1
11/26	at Cin-L	1	DE	2	2	0	1.0	5.0	0	0	-	0	0	0	0
12/03	at LAC-L	1	DE	4	2	2	0.0	0.0	0	0	-	0	0	0	0
12/10	GB-L	1	DE	4	1	3	0.0	0.0	0	0	-	0	0	0	0
12/17	Bal-L	1	DE	2	1	1	0.0	0.0	0	0	-	0	1	0	0
12/24	at Chi-L	1	DE	1	1	0	1.0	8.0	0	0	-	0	0	0	0
12/31	at Pit-L	1	DE	3	3	0	1.0	4.0	0	0	-	0	0	1	0
2017 TOTALS		11	9	31	19	12	7.0	44.0	0	0	-	0	1	1	1

SALUTE TO SERVICE

In November, the NFL and the Browns continue their year-round commitment to local and national military appreciation as part of the league's "Salute to Service" initiative. The Salute to Service campaign aligns with an NFL tradition of supporting America's armed services, including a more than 45-year partnership with the USD that hosts overseas visits to troops and trips to military hospitals nationwide

The USD of Northern Ohio is also a year-round community partner of the First and Ten volunteering movement.



ZANE GONZALEZ

POSITION | KICKER
SCHOOL | ARIZONA STATE
HT 6-0 | **WT** 202
BORN | 5/7/95
ACQUIRED | D7A - 17
NFL EXPERIENCE | 2ND YEAR

2

TRANSACTIONS

Selected by the Cleveland Browns in the seventh round (224th overall) of the 2017 NFL Draft.

AT A GLANCE

Set numerous Browns rookie records in 2017, including most FGs in a season (15) and longest FG (54 yards).

The 2016 Lou Groza Award winner, presented to the nation's top collegiate kicker.

Holds six FBS records for kicking, finishing his career as the all-time FBS leader in field goals made (96) and points by a kicker (494).

Lived primarily with his father following his parents' separation, including time sharing space in his grandmother's one-bedroom apartment with his dad, brother and sister.

SEASONAL REVIEWS:

2017: Handled all place kicking duties, making 15 of 20 FG attempts and 25 of 26 PATs to record 70 points... His 15 FGs set a Browns rookie record, while his 70 points mark the second-most by a Browns rookie... (10/22) vs. Ten: Tied a Browns rookie record with three FGs (31, 47, 54) in a game, joining Jeff Jaeger (1987)... His game-tying 54-yard FG that sent Week 7 game into OT was longest-ever FG by Browns rookie and team's longest among all kickers since 2011 (Phil Dawson, at Cin., 11/27).

COLLEGE:

Played in 51 games during his four-year career...Finished career as the FBS all-time leader in field goals made

(96) and points by a kicker (494)...Averaged 9.7 points per game...Became the first player in FBS history to kick 20 or more field goals in each of his four seasons with the program...Tied for the FBS record for career games with four or more field goals (6) and fields goals from 50+ in a single game (three)...Finished with an 82.76 percent career field goal percentage...Converted 23 of 25 field goals in 2016 (92 percent), honing a career-long 59-yard field goal, the longest field goal of the year in the FBS...Made a career-high 26 field goals in 2015...Also took over kickoff duties in 2015, accumulating 126 touchbacks in two seasons...Majored in communications with a minor in business.

PERSONAL:

Given name is Zane Holden Fortunato Gonzalez...Native of Deer Park, Texas...Lived primarily with his father following his parents' separation, including time sharing space in his grandmother's one-bedroom apartment with his dad, brother and sister.

High School: Attended Deer Park High School in Deer Park, Texas...Perfect on all of his field goals and extra points during his senior season...Played soccer for four years.

Community Involvement: Volunteered at a number of community opportunities in the Cleveland area, including the Greater Cleveland Food Bank...Participated in the John Marshall Field Ground Breaking and Training Camp Military Appreciation Day...Helped volunteer at the annual Pat Tillman Foundation Run held in Tempe, Ariz.

Hobbies/Interests: Enjoys playing video games, exercising and traveling...Lists his favorite movie as Warrior and favorite TV show as Game of Thrones.

ZANE GONZALEZ CAREER STATISTICS

Year	Team	GP	FG	FIELD GOALS				EXTRA POINTS				SCORING
				FGA	Pct	Lg	Blk	XP	XPA	Pct	Blk	Points
2017	Cleveland	16	15	20	75.0	54	0	25	26	96.2	0	70

Year	Team	FIELD GOALS									
		1-19	Pct	20-29	Pct	30-39	Pct	40-49	Pct	50+	Pct
2017	Cleveland	0/0	-	5/5	100.0	4/6	66.7	4/6	66.7	2/3	66.7

SINGLE-GAME HIGHS & CAREER MILESTONES: Field Goals Made - 3, twice: vs. Ten., 10/22/17; at Cin., 11/26/17. Field Goal Attempts - 4, at Cin., 11/26/17. Longest Field Goal - 54, vs. Ten., 10/22/17. Longest Field Goal Attempt - 54, vs. Ten., 10/22/17. PAT Made - 4, at Ind., 9/24/17. PAT Attempted - 4, at Ind., 9/24/17. Points - 10, at Cin., 11/26/17. Consecutive FG Made - 6, at Cin., 11-26-active. Kickoff Touchbacks - 6, at Ind., 9/24/17. Special Teams Tackles - None.

GAME-WINNING FGs (0):
None.

ZANE GONZALEZ KICK-BY-KICK STATISTICS

2017: (24) (38) () (48WL) (52WL, 39WL) (41) (31, 47, 54) (35WL, 23) (23) () (27, 43WL, 21, 39) (35) () (54) (48) (51)

SIGNIFICANT BROWNS UNIFORM CHANGES SINCE 1946

- 1946 - In the team's inaugural season, the Browns wore plain white helmets and sported white and brown jerseys with classy, shadow-boxed numbers. These jerseys were worn for only one season.
- 1947 - The Browns introduced what is now viewed as the "classic" Browns uniform.
- 1950 - The Browns introduced solid orange helmets for the first time as part of their uniform.
- 1953 - Orange uniforms are introduced for the first time when they don them for their home opener against the Philadelphia Eagles. They would appear again in exhibition games in 1954 and 1955 before being shelved for 47 years.
- 1957 - For three seasons, the Browns added brown jersey numbers to all of their helmets.
- 1960 - For one season only, the Browns incorporated two brown stripes that flank the existing white center striped helmets along with the brown jersey numbers on the side.
- 1969 - A commemorative patch was added to the uniform to celebrate the 50th Anniversary of the NFL. This is the first time that a patch of any kind was worn on the uniform.
- 1970 - Names were introduced to the back of all jerseys and remained a permanent fixture.
- 1975 - Orange pants were introduced for the first time and worn regularly. All facemasks on helmets were also changed to white in color.
- 1984 - Jerseys were redesigned as solid orange pants were replaced by white pants that for the first time featured an orange center stripe outlined with brown stripes to go with solid orange or brown socks. Brown jerseys with orange numbers were worn for the preseason before being scrapped because numbers proved to be too difficult for spotters to recognize during the game.
- 1985 - The team returned to the "classic" Browns look.
- 2002 - Orange jerseys made a return to the field for the Browns.
- 2003 - An orange center stripe returned to the pants for first time since 1984.
- 2008 - Solid brown pants were introduced for the first time.
- 2013 - The Browns sported a "brown out" version of their jersey for a Thursday Night Football game against the Buffalo Bills at FirstEnergy Stadium, wearing their brown jersey with solid brown pants and socks for the first time in team history.
- 2016 - Browns introduce new uniform design.



JOSH GORDON

POSITION | WIDE RECEIVER
SCHOOL | BAYLOR
HT 6-3 | **WT** 225
BORN | 4/13/91
ACQUIRED | SUP. DR - '12
NFL EXPERIENCE | 3RD YEAR

12

PRO BOWL SELECTIONS (ONE): 2013



TRANSACTIONS

Acquired by Cleveland Browns as second-round selection in 2012 NFL Supplemental Draft, July 12, 2012.

AT A GLANCE

Appeared in five games in 2017 after missing the previous 44 consecutive games.

Led the NFL in receiving yards (1,646) in 2013, despite playing in 14 games.

Only player in NFL history to record 200 receiving yards in back to back games.

Nickname is Flash.

CAREER HIGHLIGHTS:

Earned first Pro Bowl selection and named first-team AP All-Pro in 2013 after recording 87 receptions for a franchise-record 1,646 yards with nine TDs...Led NFL in receiving yards in 2013, becoming the first Browns WR to lead league in receiving yards...Became the only player in NFL history to reach 200 receiving yards in back-to-back games (237 vs. Pit., 11/24; Browns record 261 vs. Jax., 12/1).

SEASONAL REVIEWS:

2017: Started the final five games of the season, registering 18 catches for 335 yards with one TD... Recorded his 10th career 100-yard receiving game in Week 17...(12/3) at LAC: Started at WR in first NFL game since Dec. 21, 2014...Led team with 84 receiving yards on four catches.

2014: Played in five games...Recorded 24 receptions for 303 yards...Suspended by the commissioner for first 10 games of the season...Suspended by Browns for final game of season...(11/23) at Atl.: During 26-24 win, registered team-high eight receptions for 120 yards, tied for most and most by Browns WR, respectively, in 2014...Marked ninth career 100-yard game...Caught 24-yard pass during game's final drive to help set up Browns game-winning FG.

2013: Earned first Pro Bowl selection and named first-team AP All-Pro...Despite playing only 14 games, accrued

87 receptions for a franchise-record 1,646 yards with nine TDs...Averaged 17.6 rushing yards on five carries (88 yards), including 34-yard long...Led NFL in receiving yards and receiving yards per game (117.6)...Became first Browns WR to lead league in receiving yards...His receiving yard total was the 10th most in NFL annals, despite missing two games and catching passes from three starting QBs...His yards per game average was the sixth most in league history...Finished fourth in NFL with 1,734 scrimmage yards...His 18.9 yards per catch ranked second in NFL...Became first Browns player with TD catch in five consecutive games (Weeks 11-15, six total TDs) since WR Paul Warfield in 1976...Became the only player in NFL history to reach 200 receiving yards in back-to-back games (237 vs. Pit., 11/24; Browns record 261 vs. Jax., 12/1)...Among only eight players in league annals with multiple 200-yard games in same season... His 774 yards in Weeks 12-15 games marked NFL record over any four-game span...His 649 yards in Weeks 12-14 set NFL record for receiving yards over a three-game span, breaking his own mark of 623 (Weeks 11-13)...His 498 total receiving yards in Weeks 12-13 are most over two-game span in league annals...His 261 yards and 237 yards ranked second and fourth in NFL, respectively... His seven 100-yard performances tied Lions WR Calvin Johnson (seven) for most in NFL...Led NFL in 20-plus-yard receptions (30) and tied for first in 40-plus-yard receptions (nine; A.J. Green, nine)...Is only Brown to register four consecutive 100-yard games (Weeks 11-14)...His seven 100-yard games set franchise record... Ranked fourth in Browns history with 87 receptions... Recorded 14 30-plus-yard catches in 14 games, with at least one in 10 contests...His 95-yard TD against Jaguars (12/1) was longest play from scrimmage in the NFL in 2013 and third-longest in Browns history... With 80-yard TD at NE (12/8), became one of only three Browns ever to record two career 80-yard catches, first to accomplish feat in back-to-back games and second in same season...Suspended by commissioner the first two game of season...(9/22) at Min.: Posted game highs with 10 receptions for 146 receiving yards with one TD in first start of season...Marked most receptions by Browns WR since 2003 (Kevin Johnson, 11 vs. SF, 9/21)...First reception of season resulted in 47-yard TD...First career rushing attempt on end around gained 22 yards...(11/24) vs. Pit.: Amassed then-franchise-record 237 receiving yards and tied club mark with 14 receptions (Ozzie Newsome, 14-191, vs. NYJ, 10/24/84)... His 14 receptions tied for most in NFL this season, while 237 receiving yards ranked fourth on the season (Lions Calvin Johnson, 329; Gordon 261; Alshon Jeffery, 249)... (12/1) vs. Jax.: Posted a franchise-record 261 receiving

yards on 10 receptions (26.1 avg.) with two TDs (21 yards, 95 yards)...Became first player in NFL history with back-to-back 200-yard games...His 261 receiving yards are tied for the 12th most in NFL history and rank sixth since 2000... Joined Hall of Famer Ozzie Newsome as only Browns to record 10-plus catches in back-to-back games...Finished averaging 26.1 yards per catch, the highest average in Browns history (min. seven receptions)...(12/8) at NE: Led Browns in receiving yards (151) and rushing yards (34)...With 18-yard reception in second quarter, set Browns record for most receiving yards in season...Caught an 80-yard TD...Became first Browns player to record 80-plus-yard receptions in back-to-back games...Recorded career-long 34-yard rush.

2012: Appeared in all 16 regular season games with 13 starts...Tallied 50 receptions for a team-high 805 yards and five TDs... Named to the ESPN.com All-Rookie team...Caught a pass in all 16 games, joining WR Kevin Johnson (1999), RB Eric Metcalf (1989) and WR Webster Slaughter (1986) as the only rookies in Browns history to record a reception in all 16 games...Yardage total was third among all NFL rookies (Jacksonville's Justin Blackmon 865, Indianapolis' T.Y. Hilton 861)... Reception total tied for fourth among NFL rookies...Five receiving TDs led the team and tied for second among NFL rookies along with Blackmon, trailing only Hilton (seven)...Became the first Browns rookie to record five or more receiving TDs since Andre' Davis had six in 2002...Yardage total was the fourth-highest ever by a Browns rookie and was the most by any Brown since Braylon Edwards had 877 in 2008...Became the first Brown to have five or more receiving touchdowns in a season since 2007 (Edwards 16 and Kellen Winslow five)...All five of his TD catches went for 20 yards or longer, and he averaged 46 yards on his five scoring receptions...(10/7) at NYG: Had two receptions for 82 yards...Both catches went for TDs, the first two of his career...Also tied a Browns rookie record for receiving touchdowns...(10/14) vs. Cin.: Caught three passes for 99 yards, including a 71-yard TD, the fourth-longest TD reception by a Browns rookie...(10/21) at Ind.: Recorded two receptions for 51 yards including a 33-yard TD

catch...Became the first Browns rookie with a TD reception in three straight games since Andre' Davis opened the 2002 season with at least one TD in the first three contests...Also became the first Browns rookie to have a TD catch of 30 yards or longer in three straight games and the first NFL rookie to do it since Randy Moss in 1998 (four games).

COLLEGE:

Attended the University of Utah in 2011 and sat out the season due to NCAA transfer rules...Two-year letterman at Baylor University (2009-10)...Appeared in 22 games with five starts...Totalled 43 career receptions for 721 yards and seven TDs...Led the Bears with seven receiving TDs and a 17.0 yards-per-catch average in 2010, while notching 42 receptions for 714 yards...Had a 94-yard touchdown reception from Robert Griffin III against Kansas, which was the longest reception in Baylor history and the fourth-longest in NCAA FBS in 2010...Appeared in nine games as a reserve and recorded one catch for seven yards as a true freshman in 2009...Majored in general studies.

PERSONAL:

Given name is Joshua Caleb Gordon...Nickname is Flash... Born in Houston, Texas...Lists his first job as working at a Kroger supermarket.

High School: Attended Lamar (Houston, Texas) High School where he lettered in basketball, track, and baseball.

Community Involvement: Volunteered for a number of community events in the Cleveland area, including visiting patients at University Hospitals...Took part in Andrew Hawkins' Christmas Takeover x4...Participated in My Cause My Cleats to raise awareness for prenatal substance abuse exposure...Assists with charity work through his Flash Family Foundation helping different causes.

Hobbies/Interests: Collects vinyl records and vintage sneakers...Fashion designing is a passion...Enjoys writing poetry and music...Has over 60 tattoos.

JOSH GORDON CAREER STATISTICS

Year	Team	RECEIVING							RUSHING				
		GP	GS	No	Yds	Avg	Lg	TD	Att	Yds	Avg	Lg	TD
2012	Cleveland	16	13	50	805	16.1	71t	5	0	0	-	-	0
2013	Cleveland	14	14	87	1,646	18.9	95t	9	5	88	17.6	34	0
2014	Cleveland	5	5	24	303	12.6	32	0	0	0	-	-	0
2017	Cleveland	5	5	18	335	18.6	54	1	0	0	-	-	0
NFL totals (four years)		40	37	179	3,089	17.3	95t	15	5	88	17.6	34	0

ADDITIONAL STATISTICS: 100-yard receiving games - 10 (116, at Oak., 12/2/12; 146, at Min., 9/22/13; 126 vs. Det., 10/13/13; 132 at KC, 10/27/13; 125 at Cin., 11/17/13; 237 vs. Pit., 11/24/13; 261* vs. Jax., 12/1/13; 151, at NE, 12/8/13; 120 at Atl., 11/23/14; 115, at Pit., 12/31/17). **Multiple-receiving TD games:** 2 (2, at NYG, 10/7/12; 2 vs. Jax., 12/1/13).

SINGLE-GAME HIGHS & CAREER MILESTONES: **Receiving: Receptions** - 14, vs. Pit., 11/24/13. **Yards** - 262, vs. Jax., 12/1/13. **TDs** - 2, two times; at NYG, 10/7/12; vs. Jax., 12/1/13. **Long** - 95T, vs. Jax., 12/1/13. **NFL debut:** Started at WR vs. Phi., 9/9/12. **First NFL reception:** vs. Phi., 9/9/12 (20 yards, B.Weeden). **First NFL TD:** 2, TDs at NYG, 10/7/12 (62 yards, 20 yards; B. Weeden). **Last NFL TD:** vs. GB, 12/10/17 (18 yards, D.Kizer).

JOSH GORDON GAME-BY-GAME STATISTICS

2017, CLEVELAND

Date	Opp	GP	GS	No	Yds	Avg	Lg	TD
9/10	Pit-L	***reserve/suspended by commissioner***						
9/17	at Bal-L	***reserve/suspended by commissioner***						
9/24	at Ind-L	***reserve/suspended by commissioner***						
10/1	Cin-L	***reserve/suspended by commissioner***						
10/8	NYJ-L	***reserve/suspended by commissioner***						
10/15	at Hou-L	***reserve/suspended by commissioner***						
10/22	Ten-L	***reserve/suspended by commissioner***						
10/29	Min-L	***reserve/suspended by commissioner***						
11/12	at Det-L	***reserve/suspended by commissioner***						
11/19	Jax-L	***reserve/suspended by commissioner***						
11/26	at Cin-L	***reserve/suspended by commissioner***						
12/3	at LAC-L	1	WR	4	85	21.3	39	0
12/10	GB-L	1	WR	3	69	23.0	38	1
12/17	Bal-L	1	WR	5	47	9.4	18	0
12/24	at Chi-L	1	WR	2	19	9.5	11	0
12/31	at Pit-L	1	WR	4	115	28.8	54	0
2017 TOTALS		5	5	18	335	18.6	54	1

2014, CLEVELAND

Date	Opp	GP	GS	No	Yds	Avg	Lg	TD
9/7	at Pit-L	***reserve/suspended by commissioner***						
9/14	NO-W	***reserve/suspended by commissioner***						
9/21	Bal-L	***reserve/suspended by commissioner***						
10/05	at Ten-W	***reserve/suspended by commissioner***						
10/12	Pit-W	***reserve/suspended by commissioner***						
10/19	at Jax-L	***reserve/suspended by commissioner***						
10/26	Oak-W	***reserve/suspended by commissioner***						
11/2	TB-W	***reserve/suspended by commissioner***						
11/6	at Cin-W	***reserve/suspended by commissioner***						
11/16	Hou-L	***reserve/suspended by commissioner***						
11/23	at At-H	1	WR	8	120	15.0	24	0
11/30	at Buf-L	1	WR	7	75	10.7	18	0
12/7	Ind-L	1	WR	2	15	7.5	9	0
12/14	Cin-L	1	WR	3	48	16.0	32	0
12/21	at Car-L	1	WR	4	45	11.3	18	0
12/28	at Bal-L	***reserve/suspended by club***						
2014 TOTALS		5	5	24	303	12.6	32	0

2013, CLEVELAND

Date	Opp	GP	GS	No	Yds	Avg	Lg	TD
9/8	Mia-L	***reserve/suspended by commissioner***						
9/15	at Bal-L	***reserve/suspended by commissioner***						
9/22	at Min-W	1	WR	10	146	14.6	47t	1
9/29	Cin-W	1	WR	4	71	17.8	33	0
10/3	Buf-W	1	WR	4	86	21.5	37t	1
10/13	Det-L	1	WR	7	126	18.0	36	0
10/20	at GB-L	1	WR	2	21	10.5	14	0
10/27	at KC-L	1	WR	5	132	26.4	47	1
11/3	Bal-W	1	WR	3	44	14.7	27	0
11/17	at Cin-L	1	WR	5	125	25.0	74t	1
11/24	Pit-L	1	WR	14	237	16.9	47	1
12/01	Jax-L	1	WR	10	261	26.1	95t	2
12/8	at NE-L	1	WR	7	151	21.6	80t	1
12/15	Chi-L	1	WR	3	67	22.3	43t	1
12/22	at NYJ-L	1	WR	6	97	16.2	24	0
12/29	at Pit-L	1	WR	7	82	11.7	20	0
2013 TOTALS		14	14	87	1646	18.9	95t	9

2012, CLEVELAND

Date	Opp	GP	GS	No	Yds	Avg	Lg	TD
9/9	Phi-L	1	WR	2	32	16.0	20	0
9/16	at Cin-L	1		1	5	5.0	5	0
9/23	Buf-L	1	WR	3	40	13.3	17	0
9/27	at Bal-L	1		1	16	16.0	16	0
10/7	at NYG-L	1	WR	2	82	41.0	62t	2
10/14	Cin-W	1		3	99	33.0	71t	1
10/21	at Ind-L	1	WR	2	59	29.5	33t	1
10/28	SD-W	1	WR	3	46	15.3	26	0
11/4	Bal-L	1	WR	2	38	19.0	26	0
11/18	at Dal-L	1	WR	5	53	10.6	23	0
11/25	Pit-W	1	WR	4	60	15.0	26	0
12/2	at Oak-W	1	WR	6	116	19.3	44t	1
12/9	KC-W	1	WR	8	86	10.8	18	0
12/16	Was-L	1	WR	3	27	9.0	12	0
12/23	at Den-L	1	WR	1	7	7.0	7	0
12/30	at Pit-L	1	WR	4	39	9.8	17	0
2012 TOTALS		16	13	50	805	16.1	71t	5



JERMAINE GRACE

POSITION | LINEBACKER
SCHOOL | MIAMI (FLA.)
HT 6-0 | **WT** 223
BORN | 11/8/93
ACQUIRED | W. (IND.) - 1B
NFL EXPERIENCE | 2ND YEAR

48

TRANSACTIONS

Originally signed as an undrafted free agent by the Atlanta Falcons on May 2, 2017...Waived by the Falcons on Nov. 14, 2017...Claimed off waivers by the Indianapolis Colts Nov. 15, 2017...Waived by the Colts on May 1, 2018...Claimed off waivers by the Cleveland Browns on May 2, 2018.

AT A GLANCE

Began his career at the University of Miami primarily as a special team contributor and eventually paced the team's linebackers in tackles with 79 stops.

Saw game action with both the Falcons and Colts in 2017.

COLLEGE:

Played in 28 career games for the Hurricanes, tallying 146 tackles, five sacks, six pass breakups, two fumble recoveries and a forced fumble...Started his career primarily as a special teamer in 2013, making eight stops...As a sophomore in 2014, notched 60 tackles and three sacks...Led Miami's linebacker in 2015 as a junior with 79 tackles, two sacks and five passes defended... Majored in sports management and business.

PERSONAL:

Given name is Jermaine Devante Grace...Native of Hollywood, Fla.

High School: Attended Miramar High School (Miami Gardens, Fla.)...Tallied 140 tackles, two interceptions, 9.0 sacks and 20.0 tackles for loss.

Community Involvement: Visited hospitals and homeless shelters when he was with the Falcons.

Hobbies/Interests: Enjoys singing R&B music and says he can hit high notes.

SEASONAL REVIEWS:

2017: Played in 11 games on the year between the Falcons and Colts, mostly contributing on special teams and as a reserve...(9/10) at Chi.: Made his NFL debut.

JERMAINE GRACE CAREER STATISTICS

Year	Team	TACKLES						INTERCEPTIONS					FUMBLES				
		GP	GS	Tot	Solo	Asst	Sk	Yds	No	Yds	Lg	TD	PD	FF	FR	Yds	
2017	Atlanta	5	0	0	0	0	0.0	0.0	0	0	-	0	0	0	0	0	0
	Indianapolis	11	0	3	3	0	0.0	0.0	0	0	-	0	0	0	0	0	0
NFL totals (one year)		16	0	3	3	0	0.0	0.0	0	0	-	0	0	0	0	0	0

ADDITIONAL STATISTICS: Interceptions - None. Sacks - None. Special-teams tackles - 3.

SINGLE-GAME HIGHS & CAREER MILESTONES: TACKLES: Total - 2, at Buf., 12/10/17. Solo - 2, three times; last: at Buf., 12/10/17. INTERCEPTIONS: None. TDs - None. FUMBLES: None. PASSES DEFENSED: None. SACKS: None. NFL debut: at Chi., 9/10/17. First NFL start: None. First NFL interception: None. Last NFL interception: None.

JERMAINE GRACE GAME-BY-GAME STATISTICS

2017, ATLANTA

Date	Opp	GP	GS	Tot	So	As	Sk	Yd	Int	Yd	Lg	TD	PD	FF	FR
09/10	at Chi-L	1		0	0	0	0.0	0.0	0	0	-	0	0	0	0
09/17	GB-L	1		0	0	0	0.0	0.0	0	0	-	0	0	0	0
09/24	at Det-L			***inactive -- coaches decision***											
10/01	Buf-L			***inactive -- coaches decision***											
10/15	Mia-L			***inactive -- coaches decision***											
10/22	at NE-L	1		0	2	0	0.0	0.0	0	0	-	0	0	0	0
10/29	at NYJ-L	1		0	2	0	0.0	0.0	0	0	-	0	0	0	0
11/5	at Car-L	1		0	0	0	0.0	0.0	0	0	-	0	0	0	0

2017, INDIANAPOLIS

Date	Opp	GP	GS	Tot	So	As	Sk	Yd	Int	Yd	Lg	TD	PD	FF	FR
11/26	Ten-L	1		0	0	0	0.0	0.0	0	0	-	0	0	0	0
12/3	at Jax-L	1		1	1	0	0.0	0.0	0	0	-	0	0	0	0
12/10	at Buf-L	1		2	2	0	0.0	0.0	0	0	-	0	0	0	0
12/14	Den-L	1		0	0	0	0.0	0.0	0	0	-	0	0	0	0
12/23	at Bal-L	1		0	0	0	0.0	0.0	0	0	-	0	0	0	0
12/31	Hou-W	1		0	0	0	0.0	0.0	0	0	-	0	0	0	0
2017 TOTALS		11	0	3	3	0	0.0	0.0	0	0	-	0	0	0	0

LIGHT IT UP BLUE - AUTISM AWARENESS MONTH

Each April, the Browns and FirstEnergy Stadium join multiple buildings throughout Downtown Cleveland by illuminating their buildings in blue to recognize World Autism Awareness Day and Autism Awareness. On April 2, 2018, FirstEnergy Stadium joined iconic landmarks, businesses, communities and homes in more than 150 countries that participated to Light it Up Blue to help support the initiative.





RASHARD HIGGINS

POSITION | WIDE RECEIVER
SCHOOL | COLORADO STATE
HT 6-1 | **WT** 198
BORN | 10/7/94
ACQUIRED | D5C - 16
NFL EXPERIENCE | 3RD YEAR

81

TRANSACTIONS

Selected by the Cleveland Browns in the fifth round (172nd overall) of the 2016 NFL Draft...Waived on Sept. 3, 2017...Signed to Browns' practice squad Browns' practice squad on Sept. 5, 2017...Elevated to Browns active roster on Sept. 16, 2017.

AT A GLANCE

Started four of 15 games in 2017, setting career highs with 27 receptions for 312 yards and two touchdowns.

Caught the Browns' longest touchdown pass of the season when he hauled in one for 56 yards at Pittsburgh in Week 17.

Set Colorado State career records for receptions (239), receiving yards (3,649) and TDs (31).

Led the nation in 2014 with 1,750 receiving yards and 17 TD receptions, both of which were single-season school records.

Nicknamed Hollywood by his pee wee football coach.

SEASONAL REVIEWS:

2017: Played in 15 games with four starts...Set career highs with 27 receptions for 312 yards (11.6 avg.) and two touchdowns (56 and 5 yards)...Registered multiple-touchdown game in Week 17...His 56-yard touchdown marked Browns' longest pass play of season...In Week 2, registered career-best seven catches for 95 yards after being elevated from team's practice squad...Rushed once for 4 yards...(9/17) at Bal: One day after being activated from Browns' practice squad, started first NFL game and led team with seven receptions for 95 yards...Added one rush for 4 yards on lateral pass...Hauled in career-long 35-yard catch from DeShone Kizer in first quarter...(12/31) at Pit: Started at WR, recording three catches for 68 yards (22.7 avg.) with two TDs (56 and 5 yards), the first scores of his career.

2016: Played in all 16 games...Collected six catches for 77 yards...(10/16) at Ten.: Made first career catch (14 yards) on team's final drive...Recovered onside kick prior to Browns' last possession, first recovered by Cleveland since 2011.

COLLEGE:

Started 37 of 38 career games played at Colorado State...Caught 239 passes for 3,649 yards and 31 TDs, all of which established career records at Colorado State...Led the nation in 2014 with 1,750 receiving yards and 17 TD receptions, both of which were single-season school records...All-America selection in 2014, as well as first team All-Mountain West honoree in 2014 and 2015...Registered 24 TD receptions and averaged 125 yards per game over the span of his final 20 games played...Recorded a reception in every game of his college career...Tallied 75 receptions for 1,062 yards and eight TDs in 2015 as a junior...Set multiple CSU receiving records as a sophomore in 2014 with 96 catches for 1,750 yards and 17 TDs...Caught a CSU freshman-record 68 receptions for 837 yards and six TDs in 2013...Majored in pre-construction management.

PERSONAL:

Given name is Rashard Malick Higgins... Nicknamed Hollywood by his pee wee football coach...Born in Dallas, Texas.

High School: Attended Mesquite High School in Mesquite, Texas...Caught 69 passes for 1,136 yards and 10 TDs as a senior...Also played basketball and ran track.

Community Involvement: Active in the Cleveland community, coaching Cleveland youth in flag football at Michael Zone Recreational Center...Spent time with youth at the Boys and Girls Club Thanksgiving dinner...Participated in My Cause My Cleats to raise awareness for kidney disease.

Hobbies/Interests: Can do backflips off walls...Favorite movie is Biker Boyz and favorite TV show is Martin...Lists hip-hop as his favorite type of music and Johnny Cinco as his favorite artist.

RASHARD HIGGINS CAREER STATISTICS

Year	Team	RECEIVING							RUSHING				
		GP	GS	No	Yds	Avg	Lg	TD	Att	Yds	Avg	Lg	TD
2016	Cleveland	16	0	6	77	12.8	19	0	0	0	-	-	0
2017	Cleveland	15	4	27	312	11.6	56t	2	1	4	4.0	4	0
NFL totals (two years)		31	4	33	389	11.8	56t	2	1	4	4.0	4	0

ADDITIONAL STATISTICS: 100-yard receiving games - None. Multiple-TD games - 1, at Pit., 12/31/17. **FUMBLES:** 1 (1 lost) in 2017. Misc. tackles - 1 in 2017.

SINGLE-GAME HIGHS & CAREER MILESTONES: RECEIVING: Receptions - 7, at Bal., 9/17/17. Yards - 95, at Bal., 9/17/17. TDs - 2, at Pit., 12/31/17. Long - 56t, at Pit., 12/31/17. **NFL debut:** at Phi., 9/11/16. **First NFL reception:** at Ten., 10/16/16 (14 yards, C. Kessler). **First NFL TD:** at Pit., 12/31/17 (56 and 5 yards, D. Kizer).

RASHARD HIGGINS GAME-BY-GAME STATISTICS

2017, CLEVELAND

Date	Opp	GP	GS	No	Yds	Avg	Lg	TD
9/10	Pit-L	***Browns' practice squad***						
9/17	at Bal-L	1	WR	7	95	13.6	35	0
9/24	at Ind-L	1		2	10	5.0	9	0
10/1	Cin-L	1	WR	0	0	-	-	0
10/8	NYJ-L	1		2	7	3.5	5	0
10/15	at Hou-L	1		1	13	13.0	13	0
10/22	Ten-L	1		1	11	11.0	11	0
10/29	Min-L	1	WR	1	14	14.0	14	0
11/12	at Det-L	1		4	34	8.5	18	0
11/19	Jax-L	1		0	0	-	-	0
11/26	at Cin-L	1		2	30	15.0	22	0
12/3	at LAC-L	1		0	0	-	-	0
12/10	GB-L	1		0	0	-	-	0
12/17	Bal-L	1		2	10	5.0	5	0
12/24	at Chi-L	1		2	20	10.0	17	0
12/31	at Pit-L	1	WR	3	68	22.7	56t	2
2017 TOTALS		15	4	27	312	11.6	56t	2

2016, CLEVELAND

Date	Opp	GP	GS	No	Yds	Avg	Lg	TD
9/11	at Phi-L	1		0	0	-	-	0
9/18	Bal-L	1		0	0	-	-	0
9/25	at Mia-L	1		0	0	-	-	0
10/2	at Was-L	1		0	0	-	-	0
10/9	NE-L	1		0	0	-	-	0
10/16	at Ten-L	1		1	14	14.0	14	0
10/23	at Cin-L	1		2	19	9.5	17	0
10/30	NYJ-L	1		1	10	10.0	10	0
11/6	Dal-L	1		0	0	-	-	0
11/10	at Bal-L	1		0	0	-	-	0
11/20	Pit-L	1		0	0	-	-	0
11/27	NYG-L	1		2	34	17.0	19	0
12/11	Cin-L	1		0	0	-	-	0
12/18	at Buf-L	1		0	0	-	-	0
12/24	SD-W	1		0	0	-	-	0
1/1	at Pit-L	1		0	0	-	-	0
2016 TOTALS		16	0	6	77	12.8	19	0

STAFF

PLAYERS

2017 SEASON

HISTORY

RECORDS

GAME DAY

CHRIS HUBBARD

POSITION | OFFENSIVE LINE
SCHOOL | UAB
HT 6-4 | **WT** 295
BORN | 4/23/91
ACQUIRED | UFA (PIT.) - '18
NFL EXPERIENCE | 5TH YEAR

74



TRANSACTIONS

Signed by the Pittsburgh Steelers as undrafted free agent on April 27, 2013...Waived by the Steelers on Aug. 31, 2013...Added to the Steelers' practice squad on Sept. 1, 2013...Signed by the Steelers on Dec. 31, 2013...Signed by the Cleveland Browns as an unrestricted free agent on March 15, 2018.

AT A GLANCE

Started a career-high 10 games and assisted a Pittsburgh offensive line that allowed just 24 sacks last season, tied for the third-fewest in the NFL.

Part of an offensive line that helped Ben Roethlisberger tie for the NFL's fourth-most completions (360) in 2017. Roethlisberger also posted the league's fifth-most passing yards (4,251) and tied for fifth in passing touchdowns (28).

Assisted Pittsburgh's rushing game by helping Le'Veon Bell post a league-best 321 rushing attempts, along with the third-most rushing yards (1,291) last year. He also tied for the third-most rushing touchdowns (nine). Bell's 321 carries and nine rushing touchdowns were career highs.

Can play all five offensive line positions and has started games as a right tackle and as an extra offensive lineman/tight end.

Uncle, Brenston Buckner, is a former defensive lineman for the Steelers (1994-96, Cincinnati Bengals (1997), San Francisco 49ers (1998-2000) and Carolina Panthers (2001-05). He's the current defensive line coach for the Tampa Bay Buccaneers.

SEASONAL REVIEWS:

2017: Set career highs in games played (16) and games started (10)...Also played in Pittsburgh's only postseason game...Part of an offensive line that tied for the NFL's third-fewest sacks allowed with 24... Helped Ben Roethlisberger throw for the NFL's fourth-most completions (360) and fifth-most passing yards (4,251)...Also tied for the league's fifth-most

passing touchdowns with 28...Assisted Le'Veon Bell in registering an NFL-best 321 carries for the third-most yards (1,291)...Tied for the third-most rushing scores with nine...His 321 carries and nine rushing touchdowns were also career highs...(9/17) vs. Min.: Made his first start of the season as an extra offensive lineman/tight end...(10/1) at Bal.: Helped Bell rush for 144 yards and two touchdowns...(10/15) at KC: Aided Bell's efforts in rushing for the tenth-most yards in Steelers single-game history with 179 and a score...(10/22) vs. Cin.: Part of an offensive line that allowed zero sacks and helped Bell rush for 134 yards...(10/29) at Det.: Part of an offensive line that didn't allow a sack for the second consecutive week...12/25.: Part of an offensive line that allowed zero sacks.

2016: Appeared in 15 games with four starts...Played in all three playoff games...(10/9) vs. NYJ: Made his first career start.

2015: Played in seven games and both postseason matchups.

2014: Made his NFL debut, appearing in one contest...(9/21) at Car.: Saw action in his first career game.

2013: Spent the entire season on the Steelers' practice squad.

COLLEGE:

Appeared in 40 games and made 29 starts at UAB... Started all 12 games as a senior in 2012 and as a junior in 2011...Played in eight games with four starts as a sophomore in 2010...Helped the UAB offense register 5,074 net yards, which ranked as the second-highest total in team history at the time...Played in eight games as a freshman in 2009...Named to the Conference-USA All-Freshman team by the league's head coaches... Majored in communications management.

PERSONAL:

Given name is Christopher E. Hubbard...Born in Columbus, Ga...Wife's name is Tamara and they have a son, Creed Eason...Son of Angela Jones and Edward Hubbard...Uncle, Brenston Buckner, is a former NFL defensive lineman and the current defensive line coach for the Tampa Bay Buccaneers...Lists his father and his uncle as his football mentors.

High School: Attended George Washington Carver High School (Columbus, Ga.)...Helped his team go 27-3 during his junior and senior seasons and capture the 2007 Georgia High School Association Class AAA state title... Registered 77 pancake blocks and was a Columbus Ledger-Enquirer all-city selection...Was an Associated Press first-team all-state honoree...Competed in the annual Offense/Defense All-American game.

youth of Pittsburgh's North Side...Participated in the Steelers' Rock Steelers Style annual fashion show, benefiting the UPMC Sports Medicine Concussion Program and the Cancer Caring Center.

Hobbies/Interests: Enjoys spending time with his family when he's not playing football...Has an interest in cars and researching horsepower.

Community Involvement: Annually participated in the Steelers' Urban Impact Football Clinic, benefiting the

CHRIS HUBBARD CAREER STATISTICS

Year	Team	GP	GS
2014	Pittsburgh	1	0
2015	Pittsburgh	7	0
2016	Pittsburgh	15	4
2017	Pittsburgh	16	10
NFL totals (four years)		39	14

PLAYOFFS

Year	Team	GP	GS
2015	Pittsburgh	2	0
2016	Pittsburgh	3	0
2017	Pittsburgh	1	0
NFL totals		6	0

CAREER MILESTONES: NFL debut: at Car., 9/21/14. First NFL start: vs. NYJ, 10/9/16.

CLEVELAND BROWNS RADIO NETWORK

In one of the most expansive radio rights deals in the NFL, the Browns in 2013 entered a long-term partnership with two local all-sports stations, Entercom's 92.3 The Fan (WKRK-FM) and ESPN 850 WKNR, to broadcast all Browns games. Entercom's WNCX (98.5 FM) will also carry live game action in 2018 as the team has a triplecast of games in the local market. The stations will serve as the flagship stations on the University Hospitals Cleveland Browns Radio Network. In addition to game broadcasts, more than 1,000 hours of Browns-related shows will air on the University Hospitals Cleveland Browns Radio Network annually.

The talent lineup for the broadcast team features long-time voice of the Browns Jim Donovan as the play-by-play announcer and former Browns offensive tackle Doug Dieken as analyst, with Nathan Zegura serving as the sideline reporter.

STAFF

PLAYERS

2017 SEASON

HISTORY

RECORDS

GAME DAY



CHARLEY HUGHLETT

POSITION | LONG SNAPPER
SCHOOL | CENTRAL FLORIDA
HT 6-4 | **WT** 248
BORN | 5/16/90
ACQUIRED | FA - '14
NFL EXPERIENCE | 4TH YEAR

47

TRANSACTIONS

Signed by the Dallas Cowboys as an undrafted free agent on April 30, 2012...Waived by the Cowboys on Aug. 27, 2012...Signed by the Cowboys on Jan. 7, 2013...Waived by the Cowboys on May 29, 2013...Signed by the New England Patriots on March 19, 2014...Waived by the Patriots on May 15, 2014...Signed by the Jacksonville Jaguars on June 19, 2014...Waived by the Jaguars on Aug. 25, 2014...Added to the Patriots' practice squad on Sept. 1, 2014...Released from the Patriots' practice squad on Sept. 3, 2014...Added to the Cleveland Browns' practice squad on Sept. 30, 2014...Released from Browns practice squad on Oct. 7, 2014...Added to the Patriots' practice squad on Nov. 26, 2014...Released by the Patriots on Nov. 28, 2014...Signed by the Kansas City Chiefs to the practice squad on Dec. 17, 2014...Signed by the Browns to the active roster on Dec. 24, 2014.

AT A GLANCE

Re-signed with the Browns in February 2016 after handing all long snapping duties for the previous 32 games.

Worked as a personal trainer and strength and conditioning coach at a gym in Tampa, Fla. from 2012-13.

Annually volunteers as a counselor at a summer camp in Florida for children with muscular dystrophy.

Cousins, Matt and Ben Wittman, played for Central Florida and Western Kentucky, respectively.

SEASONAL REVIEWS:

2017: Handled all Browns long snapping duties since 2015...Logged four special teams tackles.

2016: Finished with career-high five special teams tackles...Handled all Browns long-snapping duties.

2015: Handled all Browns long-snapping duties...Recorded four special teams tackles.

2014: Signed by Browns prior to Week 17 and was inactive for team's final game...Spent time on the practice squads in New England, Kansas City and Cleveland...Spent training camp with the Jacksonville Jaguars.

2013: Spent part of the offseason with the Cowboys.

2012: Spent part of training camp with the Cowboys.

COLLEGE:

Four-year letterman at Central Florida...As a senior in 2013, named to the All-Conference-USA second-team after appearing in all 12 games and handling the long snapping duties for punts, FGs and PATs...Named second-team All-Conference-USA as a junior after playing in 14 games...Handled the long snapping duties for all 13 games during his sophomore season in 2009...Named to the Conference-USA All-Freshman team as a long snapper after playing in all 12 games in 2008...Majored in biology.

PERSONAL:

Given name is Robert Charles Hughlett...Native of Tampa, Fla...Worked as a personal trainer and strength and conditioning coach at a gym in Tampa, Fla. from 2012-13...Cousins, Matt and Ben Wittman, played for Central Florida and Western Kentucky, respectively...Married to wife, Christie.

High School: Attended Hillsborough High School where he earned four letters as a center and tight end...First-team all-conference selection as a senior and second-team all-conference selection as a junior.

Community Involvement: Volunteered at the Greater Cleveland Food Bank during the Thanksgiving season...Participated in Andrew Hawkins' Christmas Takeover x4 benefitting Cleveland youth during the holidays...Annually volunteers as a counselor at a summer camp in Florida for children with muscular dystrophy.

Hobbies/Interests: Enjoys golfing, fishing and going to the beach...Favorite TV show is Game of Thrones...Lists country as his favorite type of music and Eric Church and Jake Owen as his favorite artists.

CHARLEY HUGHLETT CAREER STATISTICS

<u>Year</u>	<u>Team</u>	<u>GP</u>
2014	Cleveland	0
2015	Cleveland	16
2016	Cleveland	16
2017	Cleveland	16
NFL totals (four years)		48

ADDITIONAL STATISTICS: Special teams tackles - 4 in 2015; 5 in 2016; 4 in 2017; NFL totals: 13.

CAREER MILESTONES: NFL debut: at NYJ, 9/13/15.

NFL IMPORTANT DATES

- Aug. 2, 2018* *Hall of Fame Game, Canton, Ohio
(Baltimore Ravens vs. Chicago Bears)*
- Aug. 9-11, 2018* *First preseason weekend.*
- Sept. 1, 2018* *Roster cut-down to maximum of 53 players on active list by 4 p.m. ET.*
- Sept. 6 & 9-10, 2018* *Regular season opens*
- Sept. 25, 2018* *Priority on multiple waiver claims is now based on the current season's standings.*
- Oct. 30, 2018* *Trading deadline.
All trading ends at 4 p.m. ET.*
- Jan. 5-6, 2018* *Wild Card Playoff Games.*
- Jan. 12-13, 2019* *Divisional Playoff Games.*
- Jan. 20, 2019* *AFC and NFC Championship Games.*
- Jan. 26, 2019* *Senior Bowl, Ladd-Peebles Stadium, Mobile, Ala.*
- Jan. 27, 2019* *Pro Bowl, Camping World Stadium, Orlando, Fla.*
- Feb. 3, 2019* *Super Bowl LIII, Mercedes-Benz Stadium, Atlanta, Ga.*

STAFF

PLAYERS

2017 SEASON

HISTORY

RECORDS

GAME DAY

CARLOS HYDE

POSITION | RUNNING BACK
SCHOOL | OHIO STATE
HT 6-0 | **WT** 229
BORN | 9/20/90
ACQUIRED | UFA (SF) - '18
NFL EXPERIENCE | 5TH YEAR

34

TRANSACTIONS

Selected by the San Francisco 49ers in the second round (57th overall) of the 2014 NFL Draft...Signed as an unrestricted free agent by the Cleveland Browns on March 15, 2018.

AT A GLANCE

Ended his 2017 campaign by starting all 16 regular season games for the first time in his career...Added career highs in rushing attempts (240), rushing touchdowns (eight), receptions (59), receiving yards (350), receiving average (5.9) and scrimmage yards (1,288)....Also registered a career-long rush of 61 yards...Paced the team with 938 rushing yards.

For his career, has started 36 of 50 contests, rushing for 2,729 yards on 655 carries (4.2 avg.) and 21 touchdowns...Recorded 109 receptions for 634 yards (5.8 avg.) and three scores....Returned 11 kickoffs for 268 yards.

Recorded the sixth-most single-game rushing yards in 49ers' history on Dec. 11, 2016 when he carried the ball 17 times for a career-high 193 yards...His 11.4 rushing average in the game ranks fifth in the same category, another career marker.

Named FedEx Ground Player of the Week for his efforts in Week 1 of the 2015 season (9/14 vs. min.)...In his first career start, rushed for 168 yards on 26 carries and two touchdowns (6.9 avg.)...His 168 rushing yards were the most in the NFL that week and are the most recorded by a 49ers running back in their first start with the franchise since 1970.

Is an avid fisherman and enjoys fishing for exotic fish off the coast of the Atlantic Ocean.

Played high school (Princeton), college (Ohio State) and now professional football in the state of Ohio.

CAREER HIGHLIGHTS:

2015 FedEx Ground Player of the Week (Week 1).

SEASONAL REVIEWS:

2017: Started all 16 games for the first time in his career...Rushed for 938 yards and a career-high eight touchdowns on 240 carries...Also set career highs in receptions (59) and receiving yards (350)...His 59 receptions were the most by a San Francisco running back since 2006...Set an additional career-high with 1,288 scrimmage yards, the most by a 49er since 2012...(9/17) at Sea.: Rushed 15 times for a season-high 124 yards (8.3 avg.)...Marked the second consecutive season he's rushed for over 100 yards at Seattle...Is one of two players in the NFL (Todd Gurley II) to rush for over 100 yards at CenturyLink Field since 2015 and is one of only seven to do so since 2010...Fourth career 100-yard rushing game...Also ran for a career-long 61-yard rush, the longest run by a 49er since 2014 and the longest run against the Seahawks since 2012...(9/21) vs. LAR: Tied a career high with two scores on 25 carries for 84 yards...Marked the fourth time of his career that he's rushed for two touchdowns...(10/15) at Was.: Rushed for 28 yards on 13 attempts for two scores, the second game of the season he scored two touchdowns and the fifth time of his career...Caught five passes for a career-high 47 yards...(11/5) vs. Ari.: Rushed 12 times for 41 yards...Tallied single-game career-highs with his nine receptions for 84 yards...His nine catches are the most by a 49ers running back since 2010...(12/10) at Hou.: Totaled 14 carries for 78 yards and a touchdown...(12/24) vs. Jax.: Rushed 21 times for 74 yards and a touchdown...(12/31) at LAR: Marked the third game of the season and sixth time of his career he's rushed for a pair of touchdowns in a single contest...Carried the ball 15 times for 88 yards.

2016: Started all 13 games he appeared in, rushing for 988 yards on 217 attempts and six touchdowns...Added 27 receptions for 163 yards and three touchdowns...His rushing yards (988), rushing average (4.6), receiving average (6.0) and receiving touchdowns (three) are all career highs...Also caught a career-long 19-yard touchdown pass...Placed on injured reserve on Dec. 27...(9/12) vs. LAR: Carried the ball 23 times for 88 yards and two touchdowns for his second career two-touchdown game...The scores were also his fourth and fifth career touchdowns in season openers, the most among NFL running backs since 2015...(9/25) at Sea.: Notched 21 rushes, 103 rushing yards and two touchdowns...Marked his second career 100-yard game and third multi-touchdown contest...(10/2) vs. Dal.: Rushed 15 times for 74 yards and a score, the first time he's reached the end zone in consecutive games...(10/6) vs. Ari.: Scored

STAFF

PLAYERS

2017 SEASON

HISTORY

RECORDS

GAME DAY

a touchdown in his third game in a row for the first time of his career...Became the first 49er to score rushing touchdowns in three consecutive matchups since 2011...Rushed for 78 yards on 22 attempts with six receptions for 36 yards...(11/27) at Mia.: Caught five passes for 30 yards and a score, his first career touchdown reception...(12/11) vs. NYJ: Totaled a career-high 193 yards on 17 carries (11.4 avg.) for his third career 100-yard game and second of the season... Added his second career touchdown reception...His career-high 193 yards in the game are the sixth most ever recorded by a 49er in history...Additionally, his 200 total yards (193 rushing, seven receiving) made him the first 49er to amass 200-or-more scrimmage yards in a game since 2013...His 11.4 rushing average on the day became the fifth-best mark in single-game franchise history...With 141 yards on seven rushes in the first half of the game, registered the most the first-half rushing yards by a 49er since 2006...(12/24) at LAR: Hauled in a career-long 19-yard touchdown reception, his third of the year and the most by a 49ers running back in a season since 2009.

2015: Started seven of seven games, rushing for 470 yards and three touchdowns on 115 attempts... Added 11 receptions for 53 yards...(9/14) vs. Min.: In his first career start, rushed for a 168 yards and two touchdowns on 26 attempts, all season highs...His 168 rushing yards are the most recorded by a 49ers running back in their first start with the franchise since 1970... Was the most rushing yards across the league in Week 1...Also became the first 49ers running back to score at least two times with 100-plus rushing yards in Week 1 of a season since 1998.

2014: Played in 14 games with no starts...Rushed 83 times for 333 yards and four touchdowns...(9/7) at Dal.: Made his NFL debut, carrying the ball seven times for 50 yards and a score...Became the first 49ers rookie to reach the end zone in a season opener since 2006.

COLLEGE:

Played in 41 games with 20 starts at Ohio State, registering 3,198 yards and 37 touchdowns on 523 carries...Added 34 receptions for 271 yards and four scores...His 3,198 career rushing yards are the sixth most in program history, while his 37 rushing touchdowns are fourth...As a senior in 2013, played in 11 games with nine starts and rushed for 1,527 yards and 15 touchdowns on 208 carries...Recorded 16 receptions for 147 yards and three receiving score...Ended the season with nine consecutive 100-yard rushing games...Named the Big Ten Conference's Ameche-Dayne Running Back of the Year...Earned second team

All-America honors from CBS Sports and was selected first-team All-Big Ten...As a junior in 2012, Appeared in 10 games with eight starts and rushed 185 times for 970 yards and 16 touchdowns...Added eight catches for 51 yards and a touchdown...Earned second-team All-Big Ten honors...In his sophomore season in 2011, played in 13 games with three starts and registered 106 rushing attempts for 566 yards and six scores...As a freshman in 2010, played in seven games and carried the ball 24 times for 141 yards...Majored in African American and African studies.

PERSONAL:

Given name is Carlos Dawaun Hyde...Born in Cincinnati, Ohio...Son of Dermidra Hyde and Carlos Britton...Has one brother and three sisters...Credits his mother, grandmother, Irma Butler, and Bill Kramer, his high school football coach, for his success.

High School: Attended Princeton High School (Cincinnati, Ohio), but moved to Naples Fla. following his freshman year where he attended Naples High School... Rushed for 1,653 yards and 16 touchdowns as a senior, earning the Naples Daily News Broxson Award as its Player of the Year...Also awarded the Ft. Myers News-Press Southwest Florida Player of the Year...Won a state championship as a junior in 2007...Also lettered in track and basketball.

Community Involvement: Has past volunteer experience mentoring elementary school students... Participated in the NFL's My Cause, My Cleats campaign, advocating for the Humane Society of Silicon Valley...Served Thanksgiving dinner to over 300 people in need at Cityteam San Jose, along with his former teammates...Distributed gifts to hospitalized children and their families at a Bay Area hospital last year in a partnership with Super Baskets of Hope... Partnered with the Boys & Girls Club of Silicon Valley in 2016...Started a new program, Touchdowns for Kids, that ran during the 2016 NFL season...Touchdowns for Kids received pledges of any dollar amount from fans for every 49ers touchdown, which were then donated directly to the Boys & Girls Club...Visited Oak Grove High School in 2014 to launch the 49ers Mentorship Program, focusing on character development.

Hobbies/Interests: An avid fisherman...Enjoys fishing off the coast of the Atlantic Ocean...Lists snook and sheepshead among the many other exotic fish he's reeled in.

CARLOS HYDE CAREER STATISTICS

Year	Team	RUSHING							RECEIVING				
		GP	GS	Att	Yds	Avg	Lg	TD	No	Yds	Avg	Lg	TD
2014	San Francisco	14	0	83	333	4.0	28	4	12	68	5.7	16	0
2015	San Francisco	17	7	115	470	4.1	22	3	11	53	4.8	10	0
2016	San Francisco	13	13	217	988	4.6	47	6	27	163	6.0	T19	3
2017	San Francisco	16	16	240	938	3.9	61	8	59	350	5.9	18	0
NFL totals (four years)		50	36	655	2,729	4.2	61	21	109	634	5.8	T19	0

ADDITIONAL STATISTICS: 100-yard rushing games: 4, last: at Sea., 9/17/17. 100 scrimmage yard games: 8, last: vs. NYG, 11/12/17. **FUMBLES:** 1 (1 lost) in 2014, 1 (0 lost) in 2015, 5 (3 lost) in 2016, 2 (1 lost) in 2017; NFL totals: 9 (5 lost). **Misc. tackles:** 1 in 2016, 3 in 2017; NFL totals: 4.

SINGLE-GAME HIGHS & CAREER MILESTONES: **RUSHING:** Attempts - 26, vs. Min., 9/14/15. Yards - 193, vs. NYJ, 12/11/16. TDs - 2, six times; last: at Was., 10/15/17. Long - 61, at Sea., 9/17/17. **RECEIVING:** Receptions - 9, vs. Ari., 10/5/17. Yards - 84, vs. Ari., 10/5/17. TDs - 1, three times; last: at LAR, 12/24/16 (19 yards, C.Kaepernick). Long - 19, at Ari, 12/24/16. **First NFL rushing attempts:** 7, at Dal., 9/7/14. **First NFL rushing TD:** at Dal., 9/7/14 (4 yards). **Last NFL rushing TD:** at LAR, 12/31/17 (5 yards). **First NFL reception:** vs. Chi., 9/14/14 (5 yards, C. Kaepernick). **NFL debut:** at Dal., 9/7/14. **First NFL Start:** vs. Min., 9/14/15.

CARLOS HYDE GAME-BY-GAME STATISTICS

2017, SAN FRANCISCO

Date	Opp	RUSHING							RECEIVING				
		GP	GS	No	Yds	Avg	Lg	TD	No	Yds	Avg	Lg	TD
9/10	Car-L	1	RB	9	45	5.0	18	0	6	32	5.3	10	0
9/17	at Sea-L	1	RB	15	124	8.3	61	0	3	19	6.3	8	0
9/21	LAR-L	1	RB	25	84	3.4	20	2	3	10	3.3	5	0
10/1	at Ari-L	1	RB	16	68	4.3	15	0	5	27	5.4	9	0
10/8	at Ind-L	1	RB	8	11	1.4	6	0	1	7	7.0	7	0
10/15	at Was-L	1	RB	13	28	2.2	7	2	5	47	9.4	12	0
10/22	Dal-L	1	RB	14	68	4.9	16	0	4	20	5.0	11	0
10/29	at Phi-L	1	RB	12	25	2.1	12	0	4	22	5.5	7	0
11/5	Ari-L	1	RB	12	41	3.4	11	0	9	84	9.3	18	0
11/12	NYG-W	1	RB	17	98	5.8	28	0	2	6	3.0	6	0
11/26	Sea-L	1	RB	16	47	2.9	14	0	7	21	3.0	7	0
12/3	at Chi-W	1	RB	17	54	3.2	18	0	3	12	4.0	4	0
12/10	at Hou-W	1	RB	14	78	5.6	31	1	0	0	-	-	0
12/17	Ten-W	1	RB	16	25	1.6	8	0	2	14	3.3	8	0
12/24	Jax-W	1	RB	21	54	32.6	10	1	3	19	6.3	10	0
12/31	at LAR-W	1	RB	15	88	5.9	16	2	2	10	5.0	7	0
2017 TOTALS		16	16	240	938	3.9	61	8	59	350	16.5	23	0

2016, SAN FRANCISCO

Date	Opp	RUSHING							RECEIVING				
		GP	GS	No	Yds	Avg	Lg	TD	No	Yds	Avg	Lg	TD
9/12	LAR-W	1	RB	23	88	3.8	18	2	2	5	2.5	4	0
9/18	at Car-L	1	RB	14	34	2.4	8	0	3	18	6.0	13	0
9/25	at Sea-L	1	RB	21	103	4.9	34	2	1	2	2.0	2	0
10/2	Dal-L	1	RB	15	74	4.9	32	1	1	5	5.0	5	0
10/6	Ari-L	1	RB	22	78	3.5	10	1	6	36	6.0	10	0
10/16	at Buf-L	1	RB	14	52	3.7	15	0	0	0	-	-	0
10/23	TB-L												
11/6	NO-L												
11/13	at Ari-L	1	RB	13	14	1.1	5	0	0	0	-	-	0
11/20	NE-L	1	RB	19	86	4.5	13	0	3	24	8.0	12	0
11/27	at Mia-L	1	RB	13	65	5.0	24	0	5	30	6.0	T11	1
12/4	at Chi-L	1	RB	20	92	4.6	12	0	1	6	6.0	6	0
12/11	NYJ-L	1	RB	17	193	11.4	47	0	1	7	7.0	T7	1
12/18	at Atl-L	1	RB	13	71	5.3	17	0	1	6	6.0	6	0
12/24	at LAR-L	1	RB	13	38	2.9	14	0	3	24	8.0	T19	1
1/1	Sea-W												
2016 TOTALS		13	13	217	988	4.6	47	6	27	163	6.0	19	3

2015, SAN FRANCISCO

Date	Opp	GP	GS	No	RUSHING				RECEIVING				
					Yds	Avg	Lg	TD	No	Yds	Avg	Lg	TD
09/14	Min-W	1	RB	26	168	6.5	18	2	2	14	7.0	8	0
09/20 at	Pit-L	1	RB	13	43	3.3	10	0	4	18	4.5	11	0
09/27 at	Ari-L	1	RB	15	51	3.4	14	0	1	10	10.0	10	0
10/4	GB-L	1	RB	8	20	2.5	7	0	1	2	2.0	2	0
10/11 at	NYG-L	1	RB	21	93	4.4	22	1	1	4	4.0	4	1
10/18	Bal-W	1	RB	21	55	2.6	14	0	2	5	2.5	4	0
10/22	Sea-L	1	RB	11	40	3.6	13	0	0	0	-	-	0
11/1 at	StL-L				***inactive -- foot***								
11/8	Atl-W				***inactive -- foot***								
11/22 at	Sea-L				***inactive -- foot***								
11/29	Ari-L				***inactive -- foot***								
12/6 at	Chi-W				***inactive -- foot***								
12/13 at	Cle-L				***injured reserve -- foot***								
12/20	Cin-L				***injured reserve -- foot***								
12/27 at	Det-L				***injured reserve -- foot***								
01/3	StL-W				***injured reserve -- foot***								
2015 TOTALS		7	7	115	470	4.1	22	3	11	53	4.8	11	0

2014, SAN FRANCISCO

Date	Opp	GP	GS	No	RUSHING				RECEIVING				
					Yds	Avg	Lg	TD	No	Yds	Avg	Lg	TD
9/7 at	Dal-W	1		7	50	7.1	15	1	0	0	-	-	0
9/14	Chi-L	1		4	0	0.0	3	0	1	5	5.0	5	0
9/21 at	Ari-L	1		3	13	4.3	T6	1	2	-2	-1.0	1	0
9/28	Phi-W	1		10	26	2.6	6	0	0	0	-	-	0
10/5	KC-W	1		10	43	4.3	11	0	0	0	-	-	0
10/13 at	StL-W	1		11	14	1.3	6	0	1	1	1.0	1	0
10/19 at	Den-L	1		3	15	5.0	10	0	2	8	4.0	7	0
11/2	StL-L	1		2	17	8.5	13	0	1	5	5.0	5	0
11/9 at	NO-W	1		4	36	9.0	15	1	0	0	-	-	0
11/16 at	NYG-W	1		9	25	2.8	7	0	1	5	5.0	5	0
11/23	Was-W	1		7	16	2.3	7	1	0	0	-	-	0
11/27	Sea-L	1		5	19	3.8	12	0	3	38	12.7	16	0
12/7 at	Oak-L	1		2	4	2.0	2	0	1	8	8.0	8	0
12/14 at	Sea-L	1		6	55	9.2	28	0	0	0	-	-	0
12/20	SD-L				***inactive -- ankle***								
12/28	Ari-W				***inactive -- ankle***								
2014 TOTALS		14	0	83	333	4.0	48	4	12	68	5.7	16	0

BROWNS GIVE BACK FIRST AND TEN FOOD DRIVE

Prior to the holiday season each year, the Browns host their annual Browns Give Back First and Ten Gameday Food Drive before a home game to support the Greater Cleveland Food Bank. The event provides Browns fans an opportunity to support the efforts of the Greater Cleveland Food Bank through the donation of non-perishable canned food items and monetary donations, with each dollar contributed supplying four nutritious meals to individuals of need in the Greater Cleveland area. Through last year's event, Browns fans helped supplied more than 20,000 meals within the region. **#give10**

STAFF

PLAYERS

2017 SEASON

HISTORY

RECORDS

GAME DAY



JEFF JANIS

POSITION | WIDE RECEIVER
SCHOOL | SAGINAW VALLEY
HT 6-3 | **WT** 219
BORN | 6/24/91
ACQUIRED | UFA (GB) - 1B
NFL EXPERIENCE | 5TH YEAR

13

TRANSACTIONS

Selected by the Green Bay Packers in the seventh round (236th overall) of the 2014 NFL Draft...Signed by the Cleveland Browns as an unrestricted free agent on March 30, 2018.

AT A GLANCE

Played in 51 career regular season games (one start) and five postseason contests, posting 17 receptions for 200 yards and a touchdown. Has also rushed twice for 38 yards and a score.

Has returned 23 career kickoffs for 568 yards (24.7 avg.).

Was one of only two Packers to record a rushing and receiving score in 2016.

On the Packers' final possession of the 2015 NFC Divisional Game, recorded 101 receiving yards and caught a 41-yard Hail Mary touchdown pass to send the game into overtime.

As a teenager, worked several summers at his uncle's auto shop changing tires and oil.

SEASONAL REVIEWS:

2017: Played in all 16 regular season games for the third consecutive year, posting two receptions for 12 yards and three kickoff returns for 43 yards...Contributed primarily on special teams with six tackles, tied for second on the team...(12/23) vs. Min.: Recorded a season-long 12-yard reception.

2016: Saw action in every regular season contest (one start) for the second straight year and also played in all three of Green Bay's playoff games...Posted a career-high 11 catches for a career-best 93 yards and a touchdown, as well as two rushes for 38 yards and a score...Was one of only two players with a rushing and receiving touchdown on the year...Recorded five special teams stops and six kickoff returns for 119 yards...His four special teams tackles in the postseason tied for

the team lead...(10/30) at Atl.: Recorded a career-high four receptions for 30 yards and a touchdown, the first of his career...(11/6) vs. Ind.: Made the first start of his career and caught a 25-yard reception, a season long...(12/11) vs. Sea.: Notched his first career rushing score.

2015: Played in every regular season game for the first time in his career...Ranked second on the team with a career-high 15 special teams tackles...Returned 14 kickoffs for 406 yards (29.0 avg.) and long of 70 yards, all career highs...Three of his returns were for 45-plus yards...Played in both playoff games and tied for the team lead with seven receptions for a team-high 145 yards and a team-leading two touchdowns...(10/18) vs. SD: Caught a career-long 46-yard reception, as well as a 33-yard pass for 79 receiving yards on the day...(11/22) at Min.: Returned a kickoff for a career-long 70 yards, the first return of his career...Marked the longest kickoff return by a Packer on his first career return attempt since 1969...It was also the longest overall return by Packer since 2013...(11/26) vs. Chi.: Returned a kickoff 64 yards, becoming the first Packer to post kickoff returns of 60-plus yards in back-to-back games since 1993...Became the first NFL player to post two kickoff returns of 60 or more yards in his first four career attempts since 1981...(1/16) at Ari.: Led the team with seven catches for 145 yards and two touchdowns in the NFC Divisional Game...Became the first Packer in history to register seven-plus catches, 140-plus receiving yards and two-plus receiving scores in a postseason contest...His 145 receiving yards were the third most in a playoff game in franchise history...Caught a 60-yard reception on the Packers' final drive to set up a 41-yard Hail Mary touchdown pass with no time remaining, which he also caught...Marked the first game-winning or game-tying passing touchdown to end regulation in NFL postseason history...His 101 receiving yards on the final possession were the most by an NFL player on a postseason drive since the 1970 AFL-NFL merger.

2014: Played in three games and caught two passes for 16 yards as a rookie...(9/28) at Chi.: Made his NFL debut...(10/2) vs. Min.: Caught the first passes of his career, finishing with two catches for 16 yards.

COLLEGE:

Played in 44 games with 37 starts at Saginaw Valley, finishing his career as the school's all-time leader in receptions (241), receiving yards (4,274) and receiving

scores (46)...Was twice named the Great Lakes Intercollegiate Athletic Conference's Offensive Back of the Year, earning the award as a junior and as a senior... Caught 14-plus touchdowns in each of his last three seasons for the Cardinals...As a senior in 2013, started all 12 contests and caught 83 passes for 1,572 yards and 14 touchdowns, including a career-high eight 100-yard receiving games...Added four carries for 49 yards a pair of touchdowns...Was selected to the Little All-America team by The Associated Press and also earned first-team All-America honors from Daktronics, Inc., D2football.com and the American Football Coaches Association...Was named the GLIAC Offensive Back of the Year for the second consecutive season...Ranked No. 5 in the nation in receiving yards and tied for ninth in receiving touchdowns among Division II players...Was invited to the Senior Bowl following the 2013 season, becoming just the second Cardinals player ever to play in the all-star game...As a junior in 2012, started all 11 games and set single-season school records for receiving yards (1,635) and receptions (106), leading all Division II players in receiving yards and ranking second in catches...Posted a career-best 17 scoring catches and 18 total touchdowns...Established a new GLIAC record for the most receptions in conference games with 92 on the season...Recorded seven 100-yard receiving games...Was named to the Little All-America team by AP and earned first-team All-America honors from Daktronics, Inc...Was named the GLIAC's Offensive Back of the Year and was one of 24 candidates nominated for the Harlon Hill Award, given annually to the nation's top player in Division II...As a sophomore in 2011, appeared in all 11 games with eight starts and caught 48 passes for 968 yards and 14 touchdowns... Earned honorable mention All-GLIAC recognition...Led

the team in receiving yards and touchdown catches, and ranked No. 2 in receptions...Posted three 100-yard receiving games...As a redshirt freshman in 2010, played in 10 games with six starts and caught nine passes for 130 yards and a touchdown...Added 16 rushing yards on three attempts...Majored in exercise science.

PERSONAL:

Given name is Jeffrey Ronald Janis...Born in Tawas City, Mich...Wife's name is Alyssa...The couple has a son, Carter...Worked several summers in his uncle's auto shop as a teenager, changing tires and oil.

High School: Attended Tawas Area High School (Tawas City, Mich.)...Led the team in rushing as a senior after playing running back for most of the season...Rushed for 731 yards and 10 scores on just 45 carries ...Caught 17 passes for 375 yards and six touchdowns...Posted a 30.1-yard average on 11 kickoff returns and averaged 9.8 yards as a punt returner...Added 12 tackles on defense and a 51-yard interception return...As a junior, averaged 29.8 yards on 11 kickoff returns...Posted an average of 31.8 yards per catch and added 20 tackles on defense...Also lettered three times each in basketball and track and field.

Community Involvement: While he was in college, participated in an NFL Play 60 event and a benefit walk to bring awareness to domestic violence.

Hobbies/Interests: Enjoys hunting and fishing in his free time.

JEFF JANIS CAREER STATISTICS

Year	Team	RECEIVING							RUSHING				
		GP	GS	No	Yds	Avg	Lg	TD	Att	Yds	Avg	Lg	TD
2014	Green Bay	13	0	2	16	8.0	9	0	0	0	-	-	0
2015	Green Bay	16	0	2	79	39.5	46	0	0	0	-	-	0
2016	Green Bay	16	1	11	93	8.5	25	1	2	38	19.0	19	1
2017	Green Bay	16	0	2	12	6.0	12	0	0	0	-	-	0
NFL totals (four years)		51	1	17	200	11.8	46	1	2	38	19.0	19	1

ADDITIONAL STATISTICS: 100-yard receiving games - 1, at Ari., 1/16/16. Multiple-TD games - 1 (2 TDs), at Ari., 1/16/16. FUMBLES - None. Misc. tackles - None. Special teams tackles - 13 in 2015, 5 in 2016, 4 in 2017; NFL Totals: 22.

SINGLE-GAME HIGHS & CAREER MILESTONES: RECEIVING: Receptions - 7, at Ari., 1/16/16. Yards - 145, at Ari., 1/16/16. TDs - 2, at Ari., 1/16/16. Long - 60, at Ari., 1/16/16. NFL debut: at Chi., 9/28/14. First NFL start: vs. Ind., 11/6/16. First NFL reception: vs. Min., 10/2/14 (6 yards, M. Flynn).

STAFF
PLAYERS
2017 SEASON
HISTORY
RECORDS
GAME DAY

JEFF JANIS GAME-BY-GAME STATISTICS

2017, GREEN BAY

Date	Opp	GP	GS	No	RECEIVING			TD
					Yds	Avg	Lg	
9/10	Sea-W	1		0	0	0.0	-	0
9/17	at Atl-L	1		0	0	0.0	-	0
9/24	Cin-W	1		0	0	0.0	-	0
9/28	Chi-W	1		0	0	0.0	-	0
10/8	at Dal-W	1		0	0	0.0	-	0
10/15	at Min-L	1		0	0	0.0	-	0
10/22	NO-L	1		0	0	0.0	-	0
11/6	Det-L	1		0	0	0.0	-	0
11/12	at Chi-W	1		0	0	0.0	-	0
11/19	Bal-L	1		0	0	0.0	-	0
11/26	at Pit-L	1		0	0	0.0	-	0
12/3	TB-W	1		0	0	0.0	-	0
12/10	at Cle-W	1		0	0	0.0	-	0
12/17	at Car-L	1		0	0	0.0	-	0
12/23	Min-L	1		1	12	12.0	12	0
12/31	at Det-L	1		1	0	0.0	0	0
2017 TOTALS		16	0	2	12	6.0	12	0

2016, GREEN BAY

Date	Opp	GP	GS	No	RECEIVING			TD
					Yds	Avg	Lg	
9/11	at Jax-W	1		0	0	-	-	0
9/18	at Min-L	1		0	0	-	-	0
9/25	Det-W	1		0	0	-	-	0
10/9	NYG-W	1		0	0	-	-	0
10/16	Dal-L	1		2	14	7.0	8	0
10/20	Chi-W	1		2	9	4.5	7	0
10/30	at Atl-L	1		4	30	7.5	10	1
11/6	Ind-L	1	WR	1	25	25.0	25	0
11/13	at Ten-L	1		0	0	-	-	0
11/20	at Was-L	1		0	0	-	-	0
11/28	at Phi-W	1		1	7	7.0	7	0
12/4	Hou-W	1		0	0	-	-	0
12/11	Sea-W	1		0	0	-	-	0
12/18	at Chi-W	1		0	0	-	-	0
12/24	Min-W	1		1	8	8.0	8	0
1/1/17	at Det-W	1		0	0	-	-	0
2016 TOTALS		16	1	11	93	8.5	25	1
1/8.17	NYG-W1	1		0	0	-	-	0
1/15/17	at Dal-W2	1		0	0	-	-	0
1/22/17	at Atl-L3	1		0	0	-	-	0

1-NFC Wild Card; 2-NFC Divisional Playoff; 3-NFC Championship

2015, GREEN BAY

Date	Opp	GP	GS	No	RECEIVING			TD
					Yds	Avg	Lg	
9/13	at Chi-W	1		0	0	-	-	0
9/20	Sea-W	1		0	0	-	-	0
9/28	KC-W	1		0	0	-	-	0
10/4	at SF-W	1		0	0	-	-	0
10/11	StL-W	1		0	0	-	-	0
10/18	SD-W	1		2	79	39.5	46	0
11/1	at Den-L	1		0	0	-	-	0
11/8	at Car-L	1		0	0	-	-	0
11/15	Det-L	1		0	0	-	-	0
11/22	at Min-W	1		0	0	-	-	0
11/26	Chi-L	1		0	0	-	-	0
12/3	at Det-W	1		0	0	-	-	0
12/13	Dal-W	1		0	0	-	-	0
12/20	at Oak-W	1		0	0	-	-	0
12/27	at Ari-L	1		0	0	-	-	0
1/3	Min-L	1		0	0	-	-	0
2015 TOTALS		16	0	2	79	39.5	46	0
1/10/16	at Was-W1	1		0	0	-	-	0
1/16/16	at Ari-L2	1		7	145	20.7	60	2

1-NFC Wild Card; 2-NFC Divisional Playoff

2014, GREEN BAY

Date	Opp	GP	GS	No	RECEIVING			TD
					Yds	Avg	Lg	
9/4	at Sea-L			0	0	-	-	0
9/14	NYJ-W			0	0	-	-	0
9/21	at Det-L			0	0	-	-	0
9/28	at Chi-W	1		0	0	-	-	0
10/2	Min-W	1		2	16	8.0	9	0
10/12	at Mia-W	1		0	0	-	-	0
10/19	Car-W			0	0	-	-	0
10/26	at NO-L			0	0	-	-	0
11/9	Chi-W			0	0	-	-	0
11/16	Phi-W			0	0	-	-	0
11/23	at Min-W			0	0	-	-	0
11/30	NE-W			0	0	-	-	0
12/8	Atl-W			0	0	-	-	0
12/14	at Buf-L			0	0	-	-	0
12/21	at TB-W			0	0	-	-	0
12/28	Det-W			0	0	-	-	0
1/11	Dal-W			0	0	-	-	0
1/18	at Sea-L			0	0	-	-	0
2014 TOTALS		3	0	2	16	8.0	9	0

STAFF

PLAYERS

2017 SEASON

HISTORY

RECORDS

GAME DAY



DUKE JOHNSON JR.

POSITION | RUNNING BACK
SCHOOL | MIAMI (FLA.)
HT 5-9 | **WT** 210
BORN | 9/23/93
ACQUIRED | D3A - 15
NFL EXPERIENCE | 4TH YEAR

29

TRANSACTIONS

Originally drafted by the Cleveland Browns in the third round (77th overall) of the 2015 NFL Draft.

AT A GLANCE

Joined Herschel Walker (1986-88) as only NFL RBs to record 500 receiving yards in each of their first three seasons.

Only NFL running back with at least 50 catches in each of the past three seasons.

Signed a three-year contract extension during the 2018 offseason.

Finished college career as Miami's all-time leader in total rushing yards, total all-purpose yards and total kickoff return yards.

Completed coursework at Miami the past two offseasons towards earning his degree.

SEASONAL REVIEWS:

2017: Led Browns in receptions (74) and receiving yards (693), while totaling seven touchdowns (four rushing, three receiving)...His 74 receptions and 693 receiving yards each marked most by Browns RB in a season... Played in all 16 games, rushing for 348 yards on 82 carries with four TDs...Joined Herschel Walker (1986-88) as only NFL RBs to record 500 receiving yards in each of their first three seasons...His 1,741 career receiving yards are fifth-most by NFL RB through first three seasons...Finished with a career-high 1,041 scrimmage yards...Averaged 6.7 scrimmage yards per touch, third-most among NFL RBs...Among NFL RBs since 2015, ranks first in scrimmage yards per touch (6.3), receiving yards (1,741) and receptions (188)...Only NFL running back with at least 50 catches in each of the past three seasons...First Browns player to record at least 50 receptions in three consecutive seasons since WR Braylon Edwards from 2006-08...First Browns player with at least three rushing and three receiving touchdowns in the same season since RB Terry Kirby in 1999.

2016: Finished third on Browns with 53 receptions, tied for sixth among all NFL RBs...Is only Browns RB to record 500 receiving yards in each of his first two seasons...Is one of only four Browns RBs with 50+ catches in multiple seasons...Totaled 872 scrimmage yards (358 rush, 514 rec.)...Helped Browns finish second in NFL with 4.89 rush avg., highest by Cleveland since 1966...In Week 10, recorded 100th career reception, becoming fourth-fastest player (26 games) and fastest RB to reach century mark in Browns history...(10/16) at Ten: Scored first career rushing TD on 1-yard score in fourth quarter.

2015: Played in all 16 games, starting seven...Rushed for 379 yards on 104 carries...Added 61 receptions for 534 yards with two TDs...His 61 receptions rank second all-time among Browns rookies (Kevin Johnson, 66 in 1999) and tied for fifth in franchise history among all running backs...Among all NFL RBs, finished fourth in receptions and fifth in receiving yards...Among all NFL rookies, ranked second in receptions and sixth in receiving yards...Ranked fifth in scrimmage yards among rookies...(10/4) at SD: Started at RB and amassed 126 scrimmage yards on eight carries (31 yards) and nine receptions (85 yards), including a 34-yard TD catch, his first career TD...His nine receptions were most by Browns RB since 2002 and tied for fifth-most all-time...His 85 receiving yards were most by Browns RB since 2010...(12/13) vs. SF: In 24-10 victory, started at RB, rushing 13 times for season-high 78 yards...Helped Browns record 230 rushing yards, team's most since 2010 (230, vs. NE, 11/7) and tied for third-most since 1999.

COLLEGE:

Played in 33 career games and finished as Miami's all-time leading rusher with 3,519 yards on 526 carries...Averaged 6.7 yards per carry over his career...Tallied 26 career rushing TDs...Posted 69 career receptions for 719 yards and four TDs...Miami's all-time leader with 1,288 kick return yards and two TDs on 41 returns...Miami's all-time leader with 5,526 all-purpose yards...Tied for first in program history with 14 100-yard rushing games... Played in 13 games as a junior...Tied a Miami record with six consecutive 100-yard rushing games, totaling 973 yards over that span...Finished the season with 1,652 rushing yards and 10 TDs on 242 carries...Also caught 38 passes for 421 yards and three TDs...Led the ACC with 2,073 all-purpose yards, ranked fifth in the nation... Started seven of eight games played as a sophomore... Earned All-ACC honors...Carried 145 times for 920 yards

and six TDs on the season...Added 14 kickoff returns for 396 yards...Averaged 174.1 all-purpose yards a game before suffering a season-ending ankle injury...Played in all 12 games as a freshman, making five starts...Rushed for freshman-record 947 yards and 10 TDs...Set school record with 892 kick return yards and two TDs...Tallied 2,060 all-purpose yards, marking the second-highest total in Miami history...Earned All-American accolades on the season...Posted six games with 200 all-purpose yards or more and four 100-yard rushing games...Led the ACC with a 33.0 yards per kick return average, ranked third in the nation...Named ACC Rookie of the Week five times...Received the team's Special Teams Player of the Year Award after the season...Majored in sports administration and completed coursework the past two offseasons towards earning his degree.

PERSONAL:

Given name Randy Johnson...Goes by Duke...Native of Miami...Also ran the 60-meter dash for the indoor track team while at Miami.

High School: Attended Miami Norland High School... Totaled 1,957 rushing yards and 29 TDs, 14 receptions

for 232 receiving yards and three TDs as a senior... Added three kickoff returns and one punt return for scores...Led Miami Norland to 14-0 season and state Class 5A championship in 2011...Also played baseball.

Community Involvement: Volunteered for numerous opportunities within the Cleveland community... Attended several youth football camps and high school football field ground breakings throughout the Cleveland area...Participated in a number of events hosted by former and current teammates including Jason McCourty's Tackle Cell Comedy Night, Christian Kirksey's Winter Kirkoland Event, Andrew Hawkins' Christmas Takeover x4 and Joe Thomas' 'Shop with a Pro' holiday event...Also, stuffed USO care packages and deployment bags for service members and volunteered at the Greater Cleveland Food Bank.

Hobbies/Interests: Enjoys bowling, citing a 220 score as his personal best...Also plays chess in his spare time...Favorite movie is Guess Who and favorite TV show is Impractical Jokers...Lists soul as his favorite type of music and Young Money as his favorite music group.

DUKE JOHNSON JR. CAREER STATISTICS

Year	Team	RUSHING						RECEIVING					
		GP	GS	Att	Yds	Avg	Lg	TD	No	Yds	Avg	Lg	TD
2015	Cleveland	16	7	104	379	3.6	39	0	61	534	8.8	52	2
2016	Cleveland	16	1	73	358	4.9	22	1	53	514	9.7	32	0
2017	Cleveland	16	0	82	348	4.2	19t	4	74	693	9.4	41t	3
NFL Totals (three years)		48	8	259	1,085	4.2	39	5	188	1,741	9.3	52	5

Year	Team	KICKOFF RETURNS					PUNT RETURNS					
		No	Yds	Avg	Lg	TD	No	FC	Yds	Avg	Lg	TD
2015	Cleveland	2	52	26.0	30	0	0	0	0	0.0	-	0
2016	Cleveland	1	19	19.0	19	0	17	1	112	6.6	18	0
2017	Cleveland	0	0	0.0	-	0	3	1	17	5.7	12	0
NFL Totals (three years)		3	71	23.7	30	0	20	2	129	6.5	18	0

ADDITIONAL STATISTICS: 100-yard rushing games: None. 100 scrimmage yard games: 4 (116: 31 rush, 85 rec., at SD, 10/4/15; 116: 29 rush, 87 rec., vs. NYJ, 10/30/16; 104: 23 rush, 81 rec., at Ind., 9/24/17; 101: 20 rush, 81 rec., at Chi., 12/24/17). **FUMBLES:** 1 (0 lost) in 2015, 2 (1 lost) in 2016; 4 (2 lost) in 2017; NFL totals: 7 (3 lost). **Special-teams tackles:** 1 in 2015.

SINGLE-GAME HIGHS & CAREER MILESTONES: **RUSHING:** Attempts - 13, vs. SF, 12/13/15. Yards - 78, vs. SF, 12/13/15. TDs - 1, five times; last: at Pit., 12/31/17. Long - 39, vs. SF, 12/13/15. **RECEIVING:** Receptions - 9, twice: at SD, 10/4/15; vs. Cin., 10/1/17. Yards - 87, vs. NYJ, 10/30/16. TDs - 1, four times; last: vs. Jax., 11/19/17 (27 yards, D.Kizer). Long - 52, vs. Ari, 11/1/15. **NFL debut:** at NYJ, 9/13/15. **First NFL rushing attempts:** 7, at NYJ, 9/13/15. **First NFL rushing TD:** at Ten., 10/16/23 (1 yard). **Last NFL rushing TD:** at Pit., 12/31/17 (2 yards). **First NFL reception:** vs. Oak., 9/27/15 (-1 yard, J.McCown).

DUKE JOHNSON JR. GAME-BY-GAME STATISTICS

2017, CLEVELAND

Date	Opp	GP	GS	RUSHING					RECEIVING				
				No	Yds	Avg	Lg	TD	No	Yds	Avg	Lg	TD
9/10	Pit-L	1		0	0	-	-	0	2	20	10.0	14	0
9/17	at Bal-L	1		4	21	5.3	16	0	3	59	19.7	34	0
9/24	at Ind-L	1		2	23	11.5	19t	1	6	81	13.5	25	0
10/1	Cin-L	1		4	13	3.3	9	1	9	47	5.2	9	0
10/8	NYJ-L	1		6	20	3.3	8	0	3	63	21.0	41T	1
10/15	at Hou-L	1		5	40	8.0	15	0	3	-1	-0.3	9	0
10/22	Ten-L	1		7	26	3.7	10	0	6	45	7.5	14	0
10/29	Min-L	1		6	33	5.5	7	0	4	10	2.5	9	0
11/12	at Det-L	1		10	54	5.4	19	0	6	34	5.7	10	0
11/19	Jax-L	1		2	10	5.0	7	0	6	56	14.0	27t	1
11/26	at Cin-L	1		6	35	5.8	13	0	4	32	8.0	20	0
12/3	at LAC-L	1		7	2	0.3	4	0	2	10	5.0	11	0
12/10	GB-L	1		6	8	1.3	6	0	4	41	10.3	18	1
12/17	Bal-L	1		7	23	3.3	12t	1	5	40	8.0	15	0
12/24	at Chi-L	1		4	20	5.0	7	0	7	81	11.6	29	0
12/31	at Pit-L	1		6	20	3.3	10	1	6	75	12.5	30	0
2017 TOTALS		16	0	82	348	4.2	19t	4	74	693	9.4	41T	3

2016, CLEVELAND

Date	Opp	GP	GS	RUSHING					RECEIVING				
				No	Yds	Avg	Lg	TD	No	Yds	Avg	Lg	TD
9/11	at Phi-L	1		3	22	7.3	17	0	3	28	9.3	16	0
9/18	Bal-L	1		3	12	4.0	8	0	4	44	11.0	28	0
9/25	at Mia-L	1		10	69	6.9	17	0	5	12	2.4	7	0
10/2	at Was-L	1		8	45	5.6	13	0	6	31	5.2	12	0
10/9	NE-L	1		4	1	0.3	2	0	2	21	10.5	15	0
10/16	at Ten-L	1	RB	4	18	4.5	6	1	4	56	14.0	28	0
10/23	at Cin-L	1		6	15	2.5	5	0	4	18	4.5	13	0
10/30	NYJ-L	1		4	29	7.3	16	0	6	87	14.5	32	0
11/6	Dal-L	1		6	30	5.0	9	0	2	16	8.0	9	0
11/10	at Bal-L	1		2	6	3.0	6	0	3	25	8.3	15	0
11/20	Pit-L	1		2	10	5.0	12	0	3	46	15.3	22	0
11/27	NYG-L	1		5	14	2.8	6	0	3	26	8.7	12	0
12/11	Cin-L	1		4	24	6.0	21	0	1	21	21.0	21	0
12/18	at Buf-L	1		5	31	6.2	13	0	5	62	12.4	22	0
12/24	SD-W	1		7	28	4.0	22	0	2	21	10.5	17	0
1/1	at Pit-L	1		4	4	1.0	4	0	0	0	-	-	0
2016 TOTALS		16	1	73	358	4.9	22	1	53	514	9.7	32	0

2015, CLEVELAND

Date	Opp	GP	GS	RUSHING					RECEIVING				
				No	Yds	Avg	Lg	TD	No	Yds	Avg	Lg	TD
9/13	at NYJ-L	1	RB	7	22	3.1	8	0	0	0	-	-	0
9/20	Ten-W	1		12	43	3.6	20	0	0	0	-	-	0
9/27	Oak-L	1		4	3	0.8	6	0	6	32	5.3	18	0
10/4	at SD-L	1	RB	8	31	3.9	9	0	9	85	9.4	34T	1
10/11	at Bal-W	1	RB	9	22	2.4	6	0	6	55	9.2	27	0
10/18	Den-L	1		9	38	4.2	12	0	3	18	6.0	11	0
10/25	at StL-L	1		6	17	2.8	10	0	7	73	10.4	21	0
11/1	Ari-L	1		1	3	3.0	3	0	2	68	34.0	52	0
11/5	at Cin-L	1		3	0	0.0	5	0	2	38	19.0	26	1
11/15	at Pit-L	1		4	10	2.5	9	0	4	18	4.5	10	0
11/30	Bal-L	1	RB	7	27	3.9	7	0	5	23	4.6	21	0
12/6	Cin-L	1		5	2	0.4	5	0	4	30	7.5	10	0
12/13	SF-W	1	RB	13	78	6.0	19	0	1	6	6.0	6	0
12/20	at Sea-L	1	RB	4	46	11.5	39	0	5	39	7.8	22	0
12/27	at KC-L	1	RB	8	26	3.3	11	0	3	15	5.0	8	0
1/3	Pit-L	1		4	11	2.8	7	0	4	34	8.5	20	0
2015 TOTALS		16	7	104	379	3.6	39	0	61	534	8.8	52	2



MIKE JORDAN

POSITION | DEFENSIVE BACK
SCHOOL | MISSOURI WESTERN STATE
HT 6-1 | **WT** 200
BORN | 10/21/92
ACQUIRED | W. (LAR) - '17
NFL EXPERIENCE | 3RD YEAR

41

TRANSACTIONS

Originally signed as an undrafted free agent with the Los Angeles Rams on May 6, 2016...Waived by the Rams on Sept. 3, 2016...Added to the Rams' practice squad Sept. 5, 2016...Elevated to the Rams' active roster on Nov. 22, 2016...Waived by the Rams on Sept. 2, 2017...Claimed by the Cleveland Browns via waivers on Sept. 3, 2017.

AT A GLANCE

Saw the field in 15 games (one start) in 2017 with 17 tackles, three passes defended and six special-teams tackles.

As a senior at Missouri Western State University in 2015, was named to five All-American first teams, including Don Hansen, D2Football.com, NFCA, D2CCA, and AP Little All-American.

Was also a receiver at Hazelwood Central High School (Florissant, Mo.) and was named first-team All-State.

SEASONAL REVIEWS:

2017: Played in 15 games, starting one at CB...Totaled 17 tackles (13 solo) and three passes defended...Added six special teams tackles...(9/17) at Bal: Made Browns debut, contributing on defense and special teams...(12/17) vs. Bal: Starting at CB, tied career bests with eight total tackles and five solo tackles.

2016: Played in five games with two starts...Recorded 18 tackles (13 solo) and three passes defended...Racked up eight tackles (five solo) in NFL debut at cornerback on Dec. 4, 2016 at New England.

COLLEGE:

Attended Missouri Western State University...Named to five All-American first teams (Don Hansen, D2Football.com, NFCA, D2CCA, AP Little All-American) in 2015...Unanimous first-team All-MIAA...Led the MIAA and was second in DII with 22 pass break-ups...Recorded five INTs and 17 passes defended...Totaled 41 tackles...Finished career with 16 INTs, tied for second most in school history...In 2014, earned first team All-MIAA for the second time of his career...Totaled 37 tackles (26 solo, 11 assisted)...Had a career high 11 tackles against Northwest Missouri...intercepted four passes for a total of 68 yards...Accumulated 12 pass break-ups...Honors included first-team All-MIAA, first-team AFCA All-American, third-team Associated Press Little All-America Team...In 2013, named first-team All-MIAA...Finished with 48 total tackles...Had two tackles for a loss to go along with three INTs and eight pass break-ups...In 2012, played in all 14 games with 12 starts...Named Freshman of the Year in the MIAA...Named Honorable Mention All-MIAA...Had four INTs including two TDs...Majored in business.

PERSONAL:

Native of St. Louis, Mo.

High School: Attended Hazelwood Central High School in Florissant, Mo...Recorded 46 tackles and eight INTs as a senior...Added 31 receptions for 679 yards and eight TDs as a wide receiver...Named first-team All-State as a senior.

Community Involvement: Participated in Jason McCourty's Tackle Sickle Cell comedy event...Stuffed USO care packages and deployment bags for service members.

Hobbies/Interests: Enjoys fishing and swimming when he's not playing football.

MIKE JORDAN CAREER STATISTICS

Year	Team	GP	GS	TACKLES					INTERCEPTIONS					FUMBLES		
				Tot	Solo	Asst	Sk	Yds	No	Yds	Lg	TD	PD	FF	FR	Yds
2016	LA Rams	5	2	20	15	5	0.0	0.0	0	0	-	0	2	0	1	0
2017	Cleveland	15	1	17	13	4	0.0	0.0	0	0	-	0	3	0	0	0
NFL totals (two years)		20	3	37	28	9	0.0	0.0	0	0	-	0	5	0	1	0

ADDITIONAL STATISTICS: Special teams tackles - 6 in 2017.

SINGLE-GAME HIGHS & CAREER MILESTONES: TACKLES: Total - 8, twice; at NE, 12/4/16; vs. Bal., 12/17/17. Solo - 5, three times; last: vs. Bal., 12/17/17. INTERCEPTIONS: None. PASSES DEFENSED: 1, five times; last: vs. GB, 12/10/17. SACKS: None. FUMBLES: Forced - None. Recovered - 1, vs. SF, 12/24/16. NFL debut: at NE, 12/4/16. First NFL start: vs. Atl., 12/11/16.

MIKE JORDAN GAME-BY-GAME STATISTICS

2017, CLEVELAND

Date	Opp	GP	GS	Tot	So	As	Sk	Yd	Int	Yd	Lg	TD	PD	FF	FR	
09/10	Pit-L															
<i>***active -- did not play***</i>																
09/17	at Bal-L	1		0	0	0	0.0	0.0	0	0	-	0	0	0	0	
09/24	at Ind-L	1		0	0	0	0.0	0.0	0	0	-	0	0	0	0	
10/1	Cin-L	1		1	1	0	0.0	0.0	0	0	-	0	0	0	0	
10/8	NYJ-L	1		0	0	0	0.0	0.0	0	0	-	0	0	0	0	
10/15	at Hou-L	1		0	0	0	0.0	0.0	0	0	-	0	0	0	0	
10/22	Ten-L	1		2	1	1	0.0	0.0	0	0	-	0	1	0	0	
10/29	Min-L	1		2	2	0	0.0	0.0	0	0	-	0	1	0	0	
11/12	at Det-L	1		0	0	0	0.0	0.0	0	0	-	0	0	0	0	
11/19	Jax-L	1		0	0	0	0.0	0.0	0	0	-	0	0	0	0	
11/26	at Cin-L	1		0	0	0	0.0	0.0	0	0	-	0	0	0	0	
12/3	at LAC-L	1		0	0	0	0.0	0.0	0	0	-	0	0	0	0	
12/10	GB-L	1	CB	4	4	0	0.0	0.0	0	0	-	0	1	0	0	
12/17	Bal-L	1	CB	8	5	3	0.0	0.0	0	0	-	0	0	0	0	
12/24	at Chi-L	1		0	0	0	0.0	0.0	0	0	-	0	0	0	0	
12/31	at Pit-L	1		0	0	0	0.0	0.0	0	0	-	0	0	0	0	
2017 TOTALS		15	1	17	13	4	0.0	0.0	0	0	-	0	3	0	0	

2016, LOS ANGELES RAMS

Date	Opp	GP	GS	Tot	So	As	Sk	Yd	Int	Yd	Lg	TD	PD	FF	FR	
9/12	at SF-L															
<i>***practice squad***</i>																
9/18	Sea-W															
<i>***practice squad***</i>																
9/25	at TB-W															
<i>***practice squad***</i>																
10/2	at Ari-W															
<i>***practice squad***</i>																
10/9	Buf-L															
<i>***practice squad***</i>																
10/16	at Det-L															
<i>***practice squad***</i>																
10/23	NYG-L															
<i>***practice squad***</i>																
11/6	Car-L															
<i>***practice squad***</i>																
11/13	at NYJ-W															
<i>***practice squad***</i>																
11/20	Mia-L															
<i>***practice squad***</i>																
11/27	at NO-L															
<i>***practice squad***</i>																
12/4	at NE-L	1		8	5	3	0.0	0.0	0	0	-	0	1	0	0	
12/11	Ati-L	1	CB	3	3	0	0.0	0.0	0	0	-	0	1	0	0	
12/15	at Sea-L	1	CB	7	5	2	0.0	0.0	0	0	-	0	0	0	0	
12/24	SF-L	1		0	0	0	0.0	0.0	0	0	-	0	0	0	1	
1/1	Ari-L	1		2	2	0	0.0	0.0	0	0	-	0	0	0	0	
2016 TOTALS		5	2	20	15	5	0.0	0.0	0	0	-	0	2	0	1	



MYCHAL KENDRICKS

POSITION | LINEBACKER
SCHOOL | CALIFORNIA
HT 5-11 | **WT** 240
BORN | 9/28/90
ACQUIRED | UFA (PHI.) - '18
NFL EXPERIENCE | 7TH YEAR

54

SUPER BOWLS WON (ONE): SUPER BOWL LII 

TRANSACTIONS

Originally drafted by the Philadelphia Eagles in the second round (46th overall) of the 2012 NFL Draft... Signed by the Cleveland Browns as an unrestricted free agent on June 4, 2018.

AT A GLANCE

First name pronounced Michael.

Has 85 career games played with 74 career starts, collecting 14 sacks and three interceptions, while forcing six fumbles and recovering five.

Was one of three Eagles players since 1982 to collect four fumbles and three sacks in a single season, doing so in 2013.

Brother of Minnesota Vikings linebacker Eric Kendricks.

2012 Pac-12 Defensive Player of the Year for the California Bears.

SEASONAL REVIEWS:

2017: Recorded a team and game-high eight tackles in the NFC Championship vs. Minnesota (1/21/18), guiding the Eagles to their Super Bowl LII appearance... Appeared in 18 total games during the 2017 season, starting all three of the Eagles' playoff games and 13 of the 15 regular season games...Collected four tackles in the Super Bowl LII victory, totaling over 80 tackles in a season for the fourth time in his career.

2016: Appeared in 15 games, starting eight...Collected 28 total tackles, 21 of which were solo.

2015: Finished second on the team with 82 total tackles, playing and starting in 13 games...(12/20) vs. Ari: Had a season-high 10 tackles.

2014: Collected at least 75 tackles for the fourth consecutive season, tying a career-high mark of 4.0 sacks for 27 yards and forcing a career-high three fumbles...Had three games of at least 10 tackles (at Hou., 11/2/14; vs. Sea., 12/7/14; at Was., 12/20/14)... Started 11 of 12 games played.

2013: Led the NFL with four fumble recoveries, becoming one of three Philadelphia Eagles all-time to secure four fumble recoveries and three interceptions in a single season...Played in 16 total games, starting all 16, including the wild card round loss to New Orleans... Collected over 100 tackles, a career-best...Totaled four games of over 10 tackles...Returned three interceptions for a total of 25 yards...(10/6) at NYG: Returned an interception for a career-long of 18 yards...Collected four passes defended.

2012: Appeared in 15 games, starting 14, during his rookie campaign...(11/11) vs. Dal.: Notched first career sack...Finished third on the team with 75 tackles...(9/9) at Cle.: First career start and first career game played.

COLLEGE:

Appeared in 51 games at California, starting 29 contests over a four-year career...Amassed 258 tackles and 13.5 sacks...Had seven fumble recoveries, four interceptions for 130 yards and a touchdown, along with a blocked punt...Became the fourth-highest California linebacker to be selected in the NFL Draft, taken in the second round by the Philadelphia Eagles in 2012...Named the 2012 Pat Tillman Pac-12 Defensive Player of the Year, garnering multiple All-American honors for the 2011 season...Played in all 13 games, starting 11, of senior campaign in 2011, collecting a career-high 106 total tackles, along with two interceptions and three sacks... Earned second team All-Pac 10 acknowledgements as a junior in 2010, leading Cal with 8.5 sacks...Finished second on the team in 2009 with 71 tackles as a sophomore, returning an interception 68 yards for a touchdown against UCLA (10/17/09)...Played in all 13 games in 2008, collecting 15 tackles, one sack and a blocked punt...Majored in social welfare.

PERSONAL:

Native of Fresno, Calif...Given name is Marvin Mychal-Christopher Kendricks...First name pronounced Michael.

High School: Attended Hoover High School in Fresno, Calif.

MYCHAL KENDRICKS CAREER STATISTICS

Year	Team	TACKLES							INTERCEPTIONS					FUMBLES		
		GP	GS	Tot	Solo	Asst	Sk	Yds	No	Yds	Lg	TD	PD	FF	FR	Yds
2012	Philadelphia	15	14	75	58	17	1.0	5.0	0	0	-	0	8	0	0	0
2013	Philadelphia	15	15	106	81	25	4.0	24.0	3	25	18	0	4	2	4	6
2014	Philadelphia	12	11	82	61	21	4.0	27.0	0	0	-	0	3	3	0	0
2015	Philadelphia	13	13	82	61	21	3.0	21.5	0	0	-	0	3	1	0	0
2016	Philadelphia	15	8	28	21	7	0.0	0.0	0	0	-	0	1	0	1	15
2017	Philadelphia	15	13	73	51	22	2.0	5.0	0	0	-	0	6	0	0	0
NFL totals (six years)		85	74	446	333	113	14.0	82.0	3	25	18	0	25	6	5	21

ADDITIONAL STATISTICS: Multiple-sack games - 1 (2.0) vs. Chi., 12/22/15. **Career sacks** - Matt Cassel (2.0), Jay Cutler (2.0), Cam Newton (2.0), C.J. Beathard (1.0), Ryan Fitzpatrick (1.0), Robert Griffin III (1.0), Chad Henne (1.0), Terrelle Pryor Sr. (1.0), Tony Romo (1.0), Alex Smith (1.0), Ryan Tannehill (1.0). **Career interceptions** - Matt Cassel (1), Eli Manning (1), Kyle Orton (1). **SINGLE-GAME HIGHS & CAREER MILESTONES:** TACKLES: Total - 15, at Car., 10/12/17. Solo - 11, vs. NYG, 10/27/13. SACKS: 2.0, vs. Chi., 12/22/13. FUMBLES: Forced - 1, 6 times; last: vs. TB, 11/22/15. Recoveries - 1, five times; last: at Cin., 12/4/16. INTERCEPTIONS: 1, three times; last: at Dal., 12/29/13. PASSES DEFENSED: 2, five times; last: vs. Den., 11/5/17. NFL debut: at Cle., 9/9/12. First NFL start: at Cle., 9/9/12. First NFL sack: vs. Dal., 11/11/12. First NFL interception: at NYG, 10/6/13.

MYCHAL KENDRICKS GAME-BY-GAME STATISTICS

2017, PHILADELPHIA

Date	Opp	GP	GS	Tot	So	As	Sk	Yd	Int	Yd	Lg	TD	PD	FF	FR
9/10	at Was-W	1	LB	3	1	2	0.0	0.0	0	0	-	0	0	1	0
9/17	at KC-L	1	LB	2	2	0	1.0	5.0	0	0	-	0	1	0	0
9/24	NYG-W	1	LB	7	6	1	0.0	0.0	0	0	-	0	2	0	0
10/1	at LAC-W	1	LB	4	2	2	0.0	0.0	0	0	-	0	0	0	0
10/8	Ari-W	1	LB	1	1	0	0.0	0.0	0	0	-	0	0	0	0
10/12	at Car-W	1	LB	15	10	5	0.0	0.0	0	0	-	0	0	0	0
10/23	Ten-W	***inactive -- hamstring***													
10/29	SF-W	1	LB	7	6	1	1.0	0.0	0	0	-	0	1	0	0
11/5	Den-W	1	LB	4	2	2	0.0	0.0	0	0	-	0	2	0	0
11/19	at Dal-W	1	LB	4	2	2	0.0	0.0	0	0	-	0	0	0	0
11/26	Chi-W	1	LB	3	3	0	0.0	0.0	0	0	-	0	0	0	0
12/3	at Sea-L	1	LB	9	5	4	0.0	0.0	0	0	-	0	0	0	0
12/10	at LAR-W	1	LB	1	0	1	0.0	0.0	0	0	-	0	0	0	0
12/17	at NYG-W	1	LB	9	8	1	0.0	0.0	0	0	-	0	0	0	0
12/25	Oak-W	1	LB	3	2	1	0.0	0.0	0	0	-	0	0	0	0
12/31	Dal-L	1	LB	1	1	0	0.0	0.0	0	0	-	0	0	0	0
2017 TOTALS		15	13	73	51	22	2.0	5.0	0	0	-	0	6	0	0
1/13/18	AtI-W1	1	LB	4	4	0	0.0	0.0	0	0	-	0	1	0	0
1/21/18	Min-W2	1	LB	8	6	2	0.0	0.0	0	0	-	0	0	0	0
2/4/18	at NE-W3	1	LB	4	2	2	0.0	0.0	0	0	-	0	0	0	0

1-NFC Divisional Playoff; 2-NFC Championship; 3-Super Bowl 52, Minneapolis

2016, PHILADELPHIA

Date	Opp	GP	GS	Tot	So	As	Sk	Yd	Int	Yd	Lg	TD	PD	FF	FR
9/11	Cle-W	1		0	0	0	0.0	0.0	0	0	-	0	0	0	0
9/19	at Chi-W	1	LB	3	3	0	0.0	0.0	0	0	-	0	0	0	0
9/25	Pit-W	1	LB	1	1	0	0.0	0.0	0	0	-	0	0	0	0
10/9	at Det-L	1		3	3	0	0.0	0.0	0	0	-	0	0	0	0
10/16	at Was-L	1	LB	3	3	0	0.0	0.0	0	0	-	0	0	0	0
10/23	Min-W	1		3	3	0	0.0	0.0	0	0	-	0	0	0	0
10/30	at Dal-L	1		3	1	2	0.0	0.0	0	0	-	0	0	0	0
11/6	at NYG-L	1		1	1	0	0.0	0.0	0	0	-	0	0	0	0
11/13	Atl-W	1	LB	4	3	1	0.0	0.0	0	0	-	0	1	0	0
11/20	at Sea-L	1	LB	3	1	2	0.0	0.0	0	0	-	0	0	0	0
11/28	GB-L	1	LB	1	1	0	0.0	0.0	0	0	-	0	0	0	0
12/4	at Cin-L	1	LB	0	0	0	0.0	0.0	0	0	-	0	0	0	1
12/11	Was-L	1		0	0	0	0.0	0.0	0	0	-	0	0	0	0
12/18	at Dal-L	1		1	0	1	0.0	0.0	0	0	-	0	0	0	0
12/22	NYG-W	1	LB	2	1	1	0.0	0.0	0	0	-	0	0	0	0
1/1	Dal-W						***inactive -- quadriceps***								
2016 TOTALS		15	8	28	21	7	0.0	0.0	0	0	-	0	1	0	1

2015, PHILADELPHIA

Date	Opp	GP	GS	Tot	So	As	Sk	Yd	Int	Yd	Lg	TD	PD	FF	FR
9/14	at Atl-W	1	LB	9	5	4	0.0	0.0	0	0	-	0	0	0	0
9/20	Dal-W	1	LB	7	7	0	0.0	0.0	0	0	-	0	0	0	0
9/27	at NYJ-W						***inactive -- hamstring***								
10/4	at Was-W	1	LB	0	0	0	0.0	0.0	0	0	-	0	0	0	0
10/11	NO-W						***inactive -- hamstring***								
10/19	NYG-W						***inactive -- hamstring***								
10/25	at Car-W	1	LB	8	3	5	1.0	7.0	0	0	-	0	0	0	0
11/8	at Dal-W	1	LB	5	5	0	1.0	6.0	0	0	-	0	0	0	0
11/15	Mia-W	1	LB	6	6	0	1.0	8.0	0	0	-	0	0	0	0
11/22	TB-W	1	LB	5	4	1	0.0	0.0	0	0	-	0	0	1	0
11/26	at Det-L	1	LB	7	5	2	0.0	0.0	0	0	-	0	0	0	0
12/6	at NE-L	1	LB	4	3	1	0.0	0.0	0	0	-	0	1	0	0
12/13	Buf-W	1	LB	8	7	1	0.0	0.0	0	0	-	0	0	0	0
12/20	Ari-W	1	LB	10	8	2	1.0	8.0	1	51	-	0	0	0	0
12/26	Was-L	1	LB	4	3	1	0.0	0.0	0	0	-	0	1	0	1
1/3	at NYG-L	1	LB	9	5	4	0.0	0.0	0	0	-	0	1	0	0
2015 TOTALS		13	13	82	61	21	3.0	21.0	0	0	-	0	3	1	0

2014, PHILADELPHIA

Date	Opp	GP	GS	Tot	So	As	Sk	Yd	Int	Yd	Lg	TD	PD	FF	FR
9/7	Jax-W	1	LB	6	6	0	1.0	1.0	0	0	-	0	1	0	0
9/15	at Ind-W	1	LB	7	4	3	0.0	0.0	0	0	-	0	1	0	0
9/21	Was-W						***inactive -- calf***								
9/28	at SF-L						***inactive -- calf***								
10/5	StL-W						***inactive -- calf***								
10/12	NYG-W						***inactive -- calf***								
10/26	at Ari-L	1		2	2	0	0.0	0.0	0	0	-	0	0	0	0
11/2	at Hou-W	1	LB	12	5	7	1.0	6.0	0	0	-	0	0	1	0
11/10	Car-W	1	LB	7	7	0	1.0	10.0	0	0	-	0	0	0	0
11/16	at GB-L	1	LB	5	4	1	0.0	0.0	0	0	-	0	0	0	0
11/23	Ten-W	1	LB	7	7	0	0.0	0.0	0	0	-	0	0	1	0
11/27	at Dal-W	1	LB	7	6	1	0.0	0.0	0	0	-	0	0	0	0
12/7	Sea-L	1	LB	11	7	4	0.0	0.0	0	0	-	0	0	1	0
12/14	Dal-L	1	LB	2	2	0	0.0	0.0	0	0	-	0	0	0	0
12/20	at Was-L	1	LB	10	7	3	1.0	10.0	0	0	-	0	1	0	0
12/28	at NYG-W	1	LB	6	4	2	0.0	0.0	0	0	-	0	0	0	1
2014 TOTALS		12	11	82	61	21	4.0	27.0	0	0	-	0	3	3	0

STAFF

PLAYERS

2017 SEASON

HISTORY

RECORDS

GAME DAY

2013, PHILADELPHIA

Date	Opp	GP	GS	Tot	So	As	Sk	Yd	Int	Yd	Lg	TD	PD	FF	FR
9/9	at Was-W	1	LB	10	6	4	0.0	0.0	0	0	-	0	0	0	1
9/15	SD-L	1	LB	8	6	2	0.0	0.0	0	0	-	0	0	0	1
9/19	KC-L	1	LB	9	8	1	0.0	0.0	0	0	-	0	0	0	0
9/29	at Den-L	1	LB	4	4	0	0.0	0.0	0	0	-	0	0	0	0
10/6	at NYG-W	1	LB	4	3	1	0.0	0.0	1	18	18	0	1	0	1
10/13	at TB-W	1	LB	6	6	0	0.0	0.0	0	0	-	0	0	0	0
10/20	Dal-L	1	LB	3	2	1	0.0	0.0	0	0	-	0	0	0	0
10/27	NYG-L	1	LB	12	11	1	0.0	0.0	0	0	-	0	0	0	0
11/3	at Dak-W	1	LB	10	6	4	1.0	3.0	0	0	-	0	0	0	0
11/10	at GB-W	1	LB	2	2	0	0.0	0.0	0	0	-	0	0	0	0
11/17	Was-W						***inactive -- knee***								
12/1	Ari-W	1	LB	8	6	2	0.0	0.0	0	0	-	0	0	0	0
12/8	Det-W	1	LB	5	4	1	0.0	0.0	0	0	-	0	1	0	1
12/15	at Min-L	1	LB	8	5	3	1.0	4.0	1	2	2	0	1	0	0
12/22	Chi-W	1	LB	5	4	1	2.0	17.0	0	0	-	0	0	1	0
12/29	at Dal-W	1	LB	12	8	4	0.0	0.0	1	5	5	0	1	1	0
2013 TOTALS		15	15	106	81	25	4.0	24.0	3	25	18	0	4	2	4
1/4/14	NO-L1	1	LB	7	5	2	0.0	0.0	0	0	-	0	0	0	0

1-NFC Wild Card

2012, PHILADELPHIA

Date	Opp	GP	GS	Tot	So	As	Sk	Yd	Int	Yd	Lg	TD	PD	FF	FR
9/9	at Cle-W	1	LB	5	4	1	0.0	0.0	0	0	-	0	0	0	0
9/16	Bal-W	1	LB	5	5	0	0.0	0.0	0	0	-	0	2	0	0
9/23	at Ari-L	1	LB	6	3	3	0.0	0.0	0	0	-	0	0	0	0
9/30	NYG-W	1	LB	2	1	1	0.0	0.0	0	0	-	0	0	0	0
10/7	at Pit-L	1	LB	5	3	2	0.0	0.0	0	0	-	0	2	0	0
10/14	Det-L	1	LB	4	4	0	0.0	0.0	0	0	-	0	0	0	0
10/28	Atl-L	1		2	2	0	0.0	0.0	0	0	-	0	1	0	0
11/5	at NO-L	1	LB	5	4	1	0.0	0.0	0	0	-	0	0	0	0
11/11	Dal-L	1	LB	7	7	0	1.0	5.0	0	0	-	0	0	0	0
11/18	at Was-L	1	LB	7	4	3	0.0	0.0	0	0	-	0	0	0	0
11/26	Car-L	1	LB	3	2	1	0.0	0.0	0	0	-	0	0	0	0
12/2	at Dal-L	1	LB	6	6	0	0.0	0.0	0	0	-	0	0	0	0
12/9	at TB-W	1	LB	7	5	2	0.0	0.0	0	0	-	0	2	0	0
12/13	Cin-L	1	LB	4	3	1	0.0	0.0	0	0	-	0	1	0	0
12/23	Was-L	1	LB	7	5	2	0.0	0.0	0	0	-	0	0	0	0
12/30	at NYG-L						***inactive -- shoulder***								
2012 TOTALS		15	14	75	58	17	1.0	5.0	0	0	-	0	8	0	0



DERRICK KINDRED

POSITION | DEFENSIVE BACK
SCHOOL | TEXAS CHRISTIAN
HT 5-10 | **WT** 210
BORN | 12/15/93
ACQUIRED | D4C - 16
NFL EXPERIENCE | 3RD YEAR

26

TRANSACTIONS

Selected by the Cleveland Browns in the fourth round (129th overall) of the 2016 NFL Draft.

AT A GLANCE

Last name pronounced KIN-dred.

Tied for first among all NFL DBs for tackles for loss, amassing 10 of them in 2017.

With a background in social work, interested in giving back to young children who suffered from abuse and holding football camps.

SEASONAL REVIEWS:

2017: His 10 tackles for loss tied for first among all NFL DBs per press box totals...Started 10 of 14 games, amassing 55 tackles (42 solo), one interception and career-high six passes defended...Added two special teams tackles...Placed on injured reserve on Dec. 19 following wrist injury sustained in Week 15...(9/10) vs. Pit: Recorded three tackles (two solo) and two passes defended (tied career high), including first career interception...In fourth quarter, snagged tipped pass by DB Briean Boddy-Calhoun at 1-yard line and returned it 30 yards to thwart Steelers drive...(9/17) at Bal: Started at S, totaling career-high seven tackles (personal-best six solo), including three tackles for loss.

2016: Started five games at SS and played in 12 contests...Posted 44 tackles and five passes defended...Placed on reserve/non-football injury (ankle) prior to Week 14.

COLLEGE:

Played in 50 career games at TCU, starting 30...Totaled 235 tackles, 15 passes defended, eight INTs, four fumble

recoveries and three forced fumbles...Received All-Big 12 First-Team honors in 2015 and All-Big 12 honorable mention in 2014...Played his entire senior season with a broken collarbone, totaling 87 tackles, three passes defended, two INTs, two forced fumbles and a fumble recovery in 13 starts...Started all 13 games as a junior in 2014...Recorded 80 tackles, nine passes defended and four INTs, returning an INT for a 44-yard TD...Played in all 12 games as a sophomore, starting three...Finished the year with 48 tackles...Appeared in all 12 games as a freshman, totaling 20 tackles...Majored in social work.

PERSONAL:

Given name is Derrick Dwayne Kindred Jr...Last name pronounced KIN-dred...Worked at Bill Miller Bar-B-Q and Whataburger in high school and at the physical plant at TCU.

High School: Attended Wagner High School in San Antonio, Texas...Played running back and safety, rushing for 1,300 yards and 11 TDs as a senior, along with 106 tackles, four passes defended and two INTs...Also ran track.

Community Involvement: With a background in social work, interested in giving back to young children who suffered from abuse and holding football camps...Active in the Cleveland community, volunteering for numerous football camps and hospital visits...Participated in Strikes for Kids, which benefits youth organizations and the lives of students in Cleveland...Attended the Browns' Golf Tournament Dawg Pound Games.

Hobbies/Interests: Enjoys spending time with his dog in his spare time...Favorite movie is The Lion King and favorite TV show is SpongeBob SquarePants...Lists R&B and rap as his favorite types of music and Keith Sweat as his favorite artist.

DERRICK KINDRED CAREER STATISTICS

Year	Team	GP	GS	TACKLES				INTERCEPTIONS					FUMBLES			
				Tot	Solo	Asst	Sk	Yds	No	Yds	Lg	TD	PD	FF	FR	Yds
2016	Cleveland	12	5	44	30	14	0.0	0.0	0	0	-	0	5	0	0	0
2017	Cleveland	14	10	55	42	13	0.0	0.0	1	30	30	0	6	0	0	0
NFL totals (two years)		26	15	99	72	27	0.0	0.0	1	30	30	0	11	0	0	0

ADDITIONAL STATISTICS: Interceptions: Ben Roethlisberger (1). **Special-teams tackles:** 3 in 2016; 2 in 2017; NFL totals: 5. **SINGLE-GAME HIGHS & CAREER MILESTONES:** TACKLES: Total - 7, twice: at Bal., 9/17/17; vs. Ten., 10/22/17. Solo - 6, twice: at Bal., 9/17/17; vs. Ten., 10/22/17. SACKS: None. FUMBLES: Forced - None. Recovered - None. INTERCEPTIONS: 1, vs. Pit., 9/10/17. PASSES DEFENSED: 2, four times; last: vs. Bal., 12/17/17. NFL debut: at Phi., 9/11/16. First NFL start: at Mia., 9/25/16.

DERRICK KINDRED GAME-BY-GAME STATISTICS

2017, CLEVELAND

Date	Opp	GP	GS	Tot	So	As	Sk	Yd	Int	Yd	Lg	TD	PD	FF	FR	
9/10	Pit-L	1		3	2	1	0.0	0.0	1	30	30	0	2	0	0	
9/17	at Bal-L	1	S	7	6	1	0.0	0.0	0	0	-	0	0	0	0	
9/24	at Ind-L	1	S	6	3	3	0.0	0.0	0	0	-	0	0	0	0	
10/1	Cin-L	1	S	2	1	1	0.0	0.0	0	0	-	0	0	0	0	
10/8	NYJ-L	1	S	1	1	0	0.0	0.0	0	0	-	0	0	0	0	
10/15	at Hou-L	1		3	3	0	0.0	0.0	0	0	-	0	0	0	0	
10/22	Ten-L	1	S	7	6	1	0.0	0.0	0	0	-	0	0	0	0	
10/29	Min-L	1	S	3	3	0	0.0	0.0	0	0	-	0	0	0	0	
11/12	at Det-L	1	S	4	4	0	0.0	0.0	0	0	-	0	1	0	0	
11/19	Jax-L	1	S	5	3	2	0.0	0.0	0	0	-	0	0	0	0	
11/26	at Cin-L	1		2	1	1	0.0	0.0	0	0	-	0	0	0	0	
12/3	at LAC-L	1		2	2	0	0.0	0.0	0	0	-	0	1	0	0	
12/10	GB-L	1	S	6	5	1	0.0	0.0	0	0	-	0	0	0	0	
12/17	Bal-L	1	S	4	2	2	0.0	0.0	0	0	-	0	2	0	0	
12/24	at Chi-L															
12/31	at Pit-L															
2017 TOTALS		14	10	55	42	13	0.0	0.0	1	30	30	0	6	0	0	

2016, CLEVELAND

Date	Opp	GP	GS	Tot	So	As	Sk	Yd	Int	Yd	Lg	TD	PD	FF	FR	
9/11	at Phi-L	1		5	5	0	0.0	0.0	0	0	-	0	0	0	0	
9/18	Bal-L	1		5	5	0	0.0	0.0	0	0	-	0	2	0	0	
9/25	at Mia-L	1	SS	4	3	1	0.0	0.0	0	0	-	0	0	0	0	
10/2	at Was-L	1	SS	5	2	3	0.0	0.0	0	0	-	0	0	0	0	
10/9	NE-L	1		4	4	0	0.0	0.0	0	0	-	0	0	0	0	
10/16	at Ten-L	1		0	0	0	0.0	0.0	0	0	-	0	0	0	0	
10/23	at Cin-L	1		4	2	2	0.0	0.0	0	0	-	0	0	0	0	
10/30	NYJ-L	1	SS	3	2	1	0.0	0.0	0	0	-	0	1	0	0	
11/6	Dal-L	1	SS	6	4	2	0.0	0.0	0	0	-	0	0	0	0	
11/10	at Bal-L	1		1	1	0	0.0	0.0	0	0	-	0	0	0	0	
11/20	Pit-L	1	SS	6	2	4	0.0	0.0	0	0	-	0	2	0	0	
11/27	NYG-L	1		1	0	1	0.0	0.0	0	0	-	0	0	0	0	
12/11	Cin-L															
12/18	at Buf-L															
12/24	SD-W															
1/1	at Pit-L															
2016 TOTALS		12	5	44	30	14	0.0	0.0	0	0	-	0	5	0	0	



CHRISTIAN KIRKSEY

POSITION | LINEBACKER
SCHOOL | IOWA
HT 6-2 | **WT** 235
BORN | 8/31/92
ACQUIRED | D3A - 14
NFL EXPERIENCE | 5TH YEAR

58

TRANSACTIONS

Originally drafted by Cleveland in the third round (71st overall) of the 2014 NFL Draft, the first of the Browns' two third-round selections.

AT A GLANCE

In 2017, posted career highs in tackles (138), sacks (3.5), passes defended (five) and forced fumbles (two).

One of three NFL players to play every defensive snap during 2017 season.

Registered second-most tackles (281) in the NFL since 2016 per press box totals.

Signed a four-year contract extension during the 2017 offseason.

Former NFL LB Mike Jones was his high school football coach at Hazelwood East High School in St. Louis, Mo.

Due to a glitch in Madden 15, he measured 1-foot-2 in the game. He used that notoriety, which included interviews on ESPN and CNN, to spread his mother's words of wisdom that no matter how small you are, always dream big and live big.

Musically gifted, has played the drums since the age of seven and sang in church choir, where his late father, Elmer, was the pastor.

SEASONAL REVIEWS:

2017: Registered second-most tackles (281) in NFL since 2016 per press box totals...Finished second on Browns with career-high 138 tackles (85 solo)... Finished tied for fourth in league with 138 tackles per NFL.com totals (Joe Schobert, tied for first, 144)... Started all 16 games at WILL...Played every defensive snap, joining Schobert and NY Jets LB Demario Davis as only players to do so for their teams this season...Tied a career best with 3.5 sacks...Set career highs with five passes defended and two forced fumbles...Added one fumble recovery...Voted captain by teammates prior to season...(10/22) vs. Ten: Started at WILL, recording career-best and game-high 17 tackles (eight solo),

one tackle for loss, one pass defended and one forced fumble...Forced fumble in second quarter that led to Browns' first FG...Played every defensive snap...(11/19) vs. Jax: Started at WILL, amassing 14 tackles (eight solo), one sack and one forced fumble...On third down in third quarter at Cleveland 27, caused sack-fumble on Blake Bortles that was recovered by DE Myles Garrett... Played every defensive snap.

2016: Led team with career-best 143 tackles, according to pressbox totals...Finished third in NFL with 148 tackles, according to NFL.com...Added 2.5 sacks and three passes defended...Voted the PFWA Dino Lucarelli Good Guy award winner...(10/9) vs. NE: Recorded career-best 16 tackles.

2015: Played in all 16 games with five starts...Amassed 53 tackles, career-high 3.5 sacks, one pass defended, one forced fumble and one fumble recovery...Finished second on team with career-high 13 special-teams tackles.

2014: Played in all 16 games with eight starts... Registered 75 tackles, three passes defended, two sacks and one forced fumble...Maurice Bassett Award recipient, given to the most outstanding rookie in Browns training camp, as determined by local media...(9/7) at Pit.: In NFL debut, earned first career sack in third quarter to help force Steelers punt...(10/19) at Jax.: Posted seven tackles with one sack...Added two special-teams tackles...(12/14) vs. Cin.: Totaled eight tackles and forced first career fumble.

COLLEGE:

Named defensive captain his junior and senior seasons at Iowa...Started 38 consecutive games from the beginning of his sophomore year to the end of his senior season...Appeared in 49 games...Saw action at both inside and outside LB...Registered 315 tackles, 5.5 sacks, four interceptions, seven fumble recoveries and five forced fumbles...Also returned two interceptions for TDs and one fumble for a score, becoming the third player in school history to total at least three career defensive TDs.

PERSONAL:

Given name Christian Paul Kirksey...Born in St. Louis, Mo...Late father, Elmer, was a pastor...Cites his father and mother, Patrice, as the reasons for his strong religious faith...Youngest of seven siblings...Has three brothers and three sisters...Nephew, Brandon Kirksey, played DT at Minnesota.

High School: Attended Hazelwood East High School in St. Louis, Mo., where former NFL LB Mike Jones served as head coach...Earned All-America and All-State honors after leading the conference with 163 tackles...Also lettered in track as a member of the school's 2008 state championship team...Also played basketball and was an honor roll student.

Community Involvement: Active with Camp Courageous, which aims to foster independence and better the quality of life for children and adults with developmental disabilities through outdoor activities...Very active in the Cleveland community, visiting numerous schools, hospitals and youth football camps...Hosted both the Kirksey and Cribbs Thanksgiving Dinner and Kirksey's

Winter Kirkoland Holiday Event for Cleveland youth... Participated in Town Hall Feed the Need, Shoes and Clothes for Kids and Kick for Kids at Iowa Maple Elementary School...Took part in a Neighborhood Equality and Unity Summit with Cleveland Police and Cleveland Metropolitan School District students.

Hobbies/Interests: Played the drums since he was seven years old and showcased his talent on CBS's "MVP: Most Valuable Performer" special...Enjoys going to music stores to check out various instruments... Also enjoys song-writing when away from football... Likes to bowl and skate...Due to a glitch in Madden 15, he measured 1-foot-2 in the game, which garnered national exposure.

CHRISTIAN KIRKSEY CAREER STATISTICS

Year	Team	TACKLES						INTERCEPTIONS					FUMBLES		
		GP	GS	Tot	Solo	Asst	Sk	Yds	No	Yds	Lg	TD	PD	FF	FR
2014	Cleveland	16	8	75	41	34	2.0	7.0	0	0	-	0	3	1	0
2015	Cleveland	16	5	53	34	19	3.5	13.0	0	0	-	0	1	1	1
2016	Cleveland	16	16	143	93	50	2.5	16.0	0	0	-	0	3	0	0
2017	Cleveland	16	16	138	85	53	3.5	13.5	0	0	-	0	5	2	1
NFL totals (four years)		64	45	409	253	156	11.5	49.5	0	0	-	0	12	4	2

ADDITIONAL STATISTICS: Career sacks - Blake Bortles (2.0), Ben Roethlisberger (2.0), Joe Flacco (1.0), Blaine Gabbert (1.), Landry Jones (1.0), Philip Rivers (1.0), Carson Wentz (1.0), Jacoby Brissett (0.5), Andy Dalton (0.5), Russell Wilson (0.5). Career forced fumbles - Blake Bortles (1), Amari Cooper (1), Jeremy Hill (1), Delanie Walker (1). Special-teams tackles - 7 in 2014, 13 in 2015, 3 in 2016; NFL totals: 23.

SINGLE-GAME HIGHS & CAREER MILESTONES: TACKLES: Total - 17, vs. Ten., 10/22/17. Solo - 11, vs. NE, 10/9/16. SACKS: 1, nine times; last: vs. Jax., 11/19/17. FUMBLES: Forced - 1, four times; last: vs. Jax., 11/19/17. Recovered - 1, twice: vs. Ten., 9/20/15; at Ind., 9/24/17. Yards - None. PASSES DEFENSED: 1, 12 times; last: vs. Bal., 12/17/17. NFL debut: at Pit., 9/7/14. First NFL start: vs. NO, 9/14/14. First NFL sack: at Pit., 9/7/14 (B. Roethlisberger).

CHRISTIAN KIRKSEY GAME-BY-GAME STATISTICS

2017, CLEVELAND

Date	Opp	GP	GS	Tot	So	As	Sk	Yd	Int	Yd	Lg	TD	PD	FF	FR
9/10	Pit-L	1	WILL	5	2	3	0.0	0.0	0	0	-	0	0	0	0
9/17	at Bal-L	1	WILL	9	6	3	1.0	7.0	0	0	-	0	0	0	0
9/24	at Ind-L	1	WILL	5	3	2	0.5	4.5	0	0	-	0	1	0	1
10/1	Cin-L	1	WILL	8	4	4	0.0	0.0	0	0	-	0	0	0	0
10/8	NYJ-L	1	WILL	5	4	1	0.0	0.0	0	0	-	0	0	0	0
10/15	Hou-L	1	WILL	10	5	5	0.0	0.0	0	0	-	0	1	0	0
10/22	Ten-L	1	WILL	17	8	9	0.0	0.0	0	0	-	0	1	1	0
10/29	Min-L	1	WILL	8	7	1	0.0	0.0	0	0	-	0	1	0	0
11/12	at Det-L	1	WILL	7	4	3	1.0	0.0	0	0	-	0	0	0	0
11/19	Jax-L	1	WILL	14	8	6	1.0	2.0	0	0	-	0	0	1	0
11/26	Cin-L	1	WILL	5	4	1	0.0	0.0	0	0	-	0	0	0	0
12/3	at LAC-L	1	WILL	8	8	0	0.0	0.0	0	0	-	0	0	0	0
12/10	GB-L	1	WILL	10	6	4	0.0	0.0	0	0	-	0	0	0	0
12/17	Bal-L	1	WILL	12	6	6	0.0	0.0	0	0	-	0	1	0	0
12/24	at Chi-L	1	WILL	8	6	2	0.0	0.0	0	0	-	0	0	0	0
12/31	at Pit-L	1	WILL	7	4	3	0.0	0.0	0	0	-	0	0	0	0
2017 TOTALS		16	16	138	85	53	3.5	13.5	0	0	-	0	5	2	1

2016, CLEVELAND

Date	Opp	GP	GS	Tot	So	As	Sk	Yd	Int	Yd	Lg	TD	PD	FF	FR
9/11	at Phi-L	1	1LB	6	4	2	1.0	4.0	0	0	-	0	0	0	0
9/18	Bal-L	1	1LB	7	5	2	0.0	0.0	0	0	-	0	0	0	0
9/25	at Mia-L	1	1LB	9	8	1	0.0	0.0	0	0	-	0	0	0	0
10/2	at Was-L	1	1LB	7	4	3	0.0	0.0	0	0	-	0	0	0	0
10/9	NE-L	1	1LB	16	11	5	0.0	0.0	0	0	-	0	0	0	0
10/16	at Ten-L	1	1LB	5	2	3	0.0	0.0	0	0	-	0	0	0	0
10/23	at Cin-L	1	1LB	8	4	4	0.5	4.0	0	0	-	0	1	0	0
10/30	NYJ-L	1	1LB	12	9	3	0.0	0.0	0	0	-	0	0	0	0
11/6	Dal-L	1	1LB	9	4	5	0.0	0.0	0	0	-	0	0	0	0
11/10	at Bal-L	1	1LB	13	8	5	0.0	0.0	0	0	-	0	1	0	0
11/20	Pit-L	1	1LB	9	6	3	0.0	0.0	0	0	-	0	1	0	0
11/27	NYG-L	1	1LB	10	3	7	0.0	0.0	0	0	-	0	0	0	0
12/11	Cin-L	1	1LB	3	1	2	0.0	0.0	0	0	-	0	0	0	0
12/18	at Buf-L	1	1LB	9	8	1	0.0	0.0	0	0	-	0	0	0	0
12/24	SD-W	1	1LB	9	6	3	0.0	0.0	0	0	-	0	0	0	0
1/1	at Pit-L	1	1LB	11	10	1	1.0	8.0	0	0	-	0	0	0	0
2016 TOTALS		16	16	143	93	50	2.5	16.0	0	0	-	0	3	0	0

2015, CLEVELAND

Date	Opp	GP	GS	Tot	So	As	Sk	Yd	Int	Yd	Lg	TD	PD	FF	FR
9/13	at NYJ-L	1		2	0	2	0.0	0.0	0	0	-	0	0	0	0
9/20	Ten-W	1		2	2	0	0.0	0.0	0	0	-	0	0	0	1
9/27	Oak-L	1		4	2	2	0.0	0.0	0	0	-	0	0	1	0
10/4	at SD-L	1	WILL	5	4	1	1.0	7.0	0	0	-	0	0	0	0
10/11	at Bal-W	1	WILL	2	0	2	0.0	0.0	0	0	-	0	0	0	0
10/18	Den-L	1	WILL	9	6	3	0.0	0.0	0	0	-	0	0	0	0
10/25	at StL-L	1	WILL	7	5	2	0.0	0.0	0	0	-	0	0	0	0
11/1	Ari-L	1		1	1	0	0.0	0.0	0	0	-	0	0	0	0
11/5	at Cin-L	1		0	0	0	0.0	0.0	0	0	-	0	0	0	0
11/15	at Pit-L	1		4	3	1	1.0	3.0	0	0	-	0	1	0	0
11/30	Bal-L	1		3	3	0	0.0	0.0	0	0	-	0	0	0	0
12/6	Cin-L	1		4	3	1	0.0	0.0	0	0	-	0	0	0	0
12/13	SF-W	1		3	3	0	1.0	3.0	0	0	-	0	0	0	0
12/20	at Sea-L	1		4	1	3	0.5	0.0	0	0	-	0	0	0	0
12/27	at KC-L	1		1	0	1	0.0	0.0	0	0	-	0	0	0	0
1/3	Pit-L	1	WILL	2	1	1	0.0	0.0	0	0	-	0	0	0	0
2015 TOTALS		16	5	53	34	19	3.5	13.0	0	0	-	0	1	1	1

2014, CLEVELAND

Date	Opp	GP	GS	Tot	So	As	Sk	Yd	Int	Yd	Lg	TD	PD	FF	FR
9/7	at Pit-L	1		1	1	0	1.0	5.0	0	0	-	0	0	0	0
9/14	NO-W	1	WILL	4	1	3	0.0	0.0	0	0	-	0	0	0	0
9/21	Bal-L	1		5	0	5	0.0	0.0	0	0	-	0	0	0	0
10/5	at Ten-W	1		6	3	3	0.0	0.0	0	0	-	0	0	0	0
10/12	Pit-W	1	WILL	5	2	3	0.0	0.0	0	0	-	0	1	0	0
10/19	at Jax-L	1	WILL	7	5	2	1.0	2.0	0	0	-	0	0	0	0
10/26	Oak-W	1		4	3	1	0.0	0.0	0	0	-	0	0	0	0
11/2	TB-W	1		2	1	1	0.0	0.0	0	0	-	0	0	0	0
11/6	at Cin-W	1		3	2	1	0.0	0.0	0	0	-	0	1	0	0
11/16	Hou-L	1	WILL	9	3	6	0.0	0.0	0	0	-	0	1	0	0
11/23	at Atl-W	1	WILL	5	4	1	0.0	0.0	0	0	-	0	0	0	0
11/30	at Buf-L	1	WILL	7	5	2	0.0	0.0	0	0	-	0	0	0	0
12/7	Ind-L	1	WILL	3	2	1	0.0	0.0	0	0	-	0	0	0	0
12/14	Cin-L	1	WILL	8	6	2	0.0	0.0	0	0	-	0	0	1	0
12/21	at Car-L	1		5	3	2	0.0	0.0	0	0	-	0	0	0	0
12/28	at Bal-L	1		1	0	1	0.0	0.0	0	0	-	0	0	0	0
2014 TOTALS		16	8	75	41	34	2.0	7.0	0	0	-	0	3	1	0

JARVIS LANDRY

POSITION | WIDE RECEIVER
SCHOOL | LOUISIANA STATE
HT 5-11 | **WT** 196
BORN | 11/28/92
ACQUIRED | TR. (MIA.) - '18
NFL EXPERIENCE | 5TH YEAR

80

PRO BOWL SELECTIONS (THREE): 2015-17



TRANSACTIONS

Selected by the Miami Dolphins in the second round (63rd overall) of the 2014 NFL Draft...Traded to the Cleveland Browns on March 14, 2018.

AT A GLANCE

Finished 2017 with 112 receptions for 987 yards and a career-high nine touchdowns. His 112 receptions are the most recorded in a single season in Dolphins history and led all NFL receivers last season.

Caught five or more passes in every game in 2017, the only player to do so last season and is just the fourth player in history to accomplish the feat.

Has registered at least two receptions in 63 consecutive games.

Finished his fourth NFL season in 2017 with 400 career receptions, the most by a player his first four years.

Signed a five-year contract extension during the 2018 offseason.

Formed his own scholarship, Building Winners Academic Scholarship, granted annually to one graduating senior at his alma mater Litcher High School.

CAREER HIGHLIGHTS:

Registered the most receptions by any NFL player in his first four seasons with 400...Led the league in receptions with 112 in 2017, becoming just the second Dolphin to pace the NFL in the statistic...Is just the fourth player in history to record at least five or more receptions in all 16 games in a regular season, doing so in 2017...Is one of two current NFL players (Antonio Brown) to notch 100 receptions in 2017 (112), 200 total receptions from 2016-17 (Landry 206), 300 total receptions from 2015-17 (316) and 400 total receptions from 2014-17 (Landry 400)...Named AFC Special Teams Player of the Week in 2015 (Week 1)...Selected to the PFW/PFWA All-Rookie Team in 2014.

171 | 2018 MEDIA GUIDE

SEASONAL REVIEWS:

2017: Selected to the Pro Bowl for the third season in a row...Started all 16 games, recording 112 receptions for 987 yards and a career-high nine touchdowns... Also returned 12 punts for 81 yards and one kickoff for...His 112 receptions led the NFL...Became only the second Dolphin to lead the NFL in receptions... His 112 receptions also broke his own single-season franchise record of 110 catches (2015)...His 28 third-down receptions tied for fourth in the league, along with his nine receiving touchdowns...Was the NFL's only player to record at least five receptions in every 2017 contest...Became the fourth player (fifth time overall) in NFL history to record five-plus receptions in all 16 games of a season...(9/17) at LAC: Led the team with 13 receptions for 78 yards...His 13 receptions are tied for second-most in a single game in Miami history... His eight catches in the first half were a career high in a first half and tied for most by a Dolphins player in a first half since 1991...(11/5) vs. Oak.: Recorded six receptions for 32 yards and one touchdown...Became the NFL's all-time leader in most receptions during the first four years of a career...(11/19) vs. TB: Caught a 2-yard touchdown catch from QB Jay Cutler in the first quarter for his sixth touchdown of the season and a new career high...The touchdown marked the third straight week that that he caught a touchdown and the second time in his career he caught a touchdown in three consecutive weeks.

2016: Selected to the Pro Bowl for the second consecutive year...Started all 16 games...Recorded 94 receptions for 1,136 yards and four touchdowns...Also rushed five times for 17 yards... Returned 16 punts for 163 yards...His 94 receptions tied for seventh in the NFL in 2016, while his 1,136 receiving yards were 10th... His 1,136 receiving yards were the eighth-best in Dolphins history in a single season...(9/18) at NE: registered 10 receptions for 135 yards, eclipsing 2,000 career receiving yards...Became the second-fastest player in team history to reach 2,000 career receiving yards (34 games)...(9/25) vs. Cle.: Recorded seven receptions for 120 and a touchdown...Marked the first time he's recorded back-to-back 100-yard receiving games in his career... Tied a franchise record set by himself in 2015 with 24 receptions through the first three games of the season...(10/16) vs. Pit.: Tallied seven receptions for 91 yards and recovered an onside kick attempt by

Pittsburgh with 1:02 remaining in the fourth quarter... (10/23) vs. Buf.: Caught five passes for 78 yards... Recovered an onside kick attempt by Buffalo with 14 seconds remaining in the fourth quarter, the second consecutive game... (11/6) vs. NYJ: Reached the 2,500 career receiving yards benchmark with three receptions for 33 yards... (12/4) at Bal.: Notched 11 receptions for 87 yards, recording his fifth-career regular season game with 10 receptions or more, a new Dolphins regular season career record... Became the only player in Miami history to record three career regular season games with 11 or more catches... (12/11) at Ari.: Registered four catches for 103 yards, including a season-long 71-yard catch... (12/17) at NYJ: Recorded three receptions for 108 yards and a score... His receiving touchdown was for 66 yards and helped him eclipse the 1,000-yard receiving mark for the second consecutive season... The contest also marked his second consecutive 100-yard performance, fourth 100-yard game of 2016 and the seventh of his career... (1/8) at Pit.: Led the team with 11 receptions for 102 yards in the AFC Wild Card Game, the 13th time a Dolphin has notched a 100-yard receiving game in the playoffs... His 11 receptions tied a postseason single-game franchise record.

2015: Selected to the Pro Bowl for the first time and became the eighth receiver in Dolphins history to receive the nod... Played in all 16 games with 14 starts, tallying 110 receptions for 1,157 yards and four touchdowns... Added 18 rushes for 113 yards and the first rushing touchdown of his career... Returned 36 punts for 356 yards and the first returning touchdown of his career, a career-long 69 yards... Added 13 kickoff returns for 321 yards... Ranked fourth in the NFL in receptions and punt return yards... His 110 receptions set a then-team record for most receptions in a season... His receptions total also gave him a total of 194 receptions in his first two NFL seasons, the most in NFL history... His total of 1,947 combined yards following 2015 ranked fifth in club annals... (9/13) at Was.: Led the team in catches with eight for 53 yards... Named AFC Special Teams Player of the Week after returning a punt for 69 yards for a touchdown... Marked the Dolphins' first punt return for a score since 2012 and was the third time a Dolphin has done so in a season opener... (9/20) at Jax.: Totaled eight receptions for 110 yards, topping the 100-career catch mark in his 18th career game... Became the fastest player in Dolphins history to reach 100 career receptions... (9/27) vs. Buf.: Caught eight passes for 67 yards, setting a new franchise record with 24 catches through a player's first three games of a season... (10/18) at Ten.: Registered three passes for 42 yards to go along with two rushes for 24 yards and the first rushing touchdown of his career... Became the first Dolphins wide receiver to score a rushing touchdown since 2010... (10/25) vs. Hou.: Caught five passes for 83 yards and two touchdowns... His 50-yard touchdown reception was his longest reception of the season... (11/29) at NYJ: Set season highs in both

receptions (13) and yards (165) and one touchdown... Recorded his 150th career reception in his 27th career game to become the fastest player to notch 150 receptions in franchise history... (12/27) vs. Ind.: Caught seven passes for 111 yards and recorded his 100th catch of the year to become the first player in team history to record 100-plus receptions in a season... Also finished the game with 1,085 receiving yards on the year, becoming the eighth wide receiver in team history to surpass 1,000 yards in a season.

2014: Played in all 16 games with 11 starts as a rookie... Recorded 84 receptions for 758 yards with five touchdowns... Added 25 punt returns for 204 yards and 34 kickoff returns for 954 yards with a long of 74 yards... Ranked fourth in the NFL in average kickoff return average (28.1 avg.)... His 84 receptions were the most on the team and set a Dolphins rookie record, while his five receiving touchdowns were tied for second-most by a rookie in a single season in franchise history... (9/7) vs. NE: Played in his first career game, returning two kickoffs for 56 yards and three punts for 24 yards... (9/14) at Buf.: Caught his first career pass and finished the game with five receptions for 49 yards... (9/21) vs. KC: Had 174 yards on five kickoff returns, including one for 74 yards, the ninth-most kickoff return yards for a rookie in a single game in franchise history... (10/12) vs. GB: Made first career start, recording six receptions for 75 yards and caught his first touchdown pass for 11 yards... Added two kickoff returns for 91 yards, including a 54-yarder... (11/23) at Den.: Tallied seven receptions for 50 yards and two touchdowns... His two touchdown receptions tied for the most by a Dolphins rookie since 2001... (12/1) at NYJ: Caught a season-high eight passes for 68 yards... (12/14) at NE: Had a season-high 99 yards on eight receptions.

COLLEGE:

Played in 40 career games with 12 starts at Louisiana State... Totaled 137 receptions for 1,809 yards and 15 touchdowns... Added 87 yards on five kickoff returns and 38 yards on three punt returns... Played in 13 games with 10 starts as a junior in 2013... Recorded 77 receptions for 1,193 yards and 10 touchdowns... Notched five 100-yard games... Led the team while ranking third in the league and No. 18 in the nation in yards receiving (1,193)... Tallied a team-high 77 catches, the third-best season total in school history... His 10 touchdowns ranked third in the SEC and 22nd in the nation... Earned second-team All-Southeastern... Recipient of the 2013 Charles McClendon Award, which goes to the school's most valuable player... Also served as team captain... Played in 13 games with one start as a sophomore in 2012... Led team with 56 receptions for 573 yards and five touchdowns... Added 76 yards on four kickoff returns and seven yards on a punt return... Played in 14 games with one start as a freshman in 2011, recording four receptions for 43 yards... Majored in sports administration.

PERSONAL:

Given name is Jarvis Charles Landry...Born in Convent, La...Has a daughter, Joy...Mother is Dietra Landry... Brother, Gerard, played football at Southern University... Cousin of NFL defensive tackle Glenn Dorsey, who also played at LSU (2004-07)...Participated in the NFL UK Live Tour in April 2017.

High School: Attended Lutcher High School in Lutcher, La...Ranked as the nation's top wide receiver by MaxPreps.com and the fourth-best receiver by Rivals.com and Scout.com as a senior...Named team's most valuable player in the 2011 Under Armour All-America... Registered 51 catches for 716 yards (14.0 avg.) and 11 touchdowns as a senior...Recorded 62 receptions for 1,158 yards (18.7 avg.) and 13 touchdowns as a junior.

Community Involvement: Hosted "Jarvis Landry's Hometown GiveBack" at his alma mater, Lutcher High School, during the 2015-16 offseasons...The event was for 50 disadvantaged kids and supplied each participant with school supplies for the upcoming school year in 2015... In 2016, the event hosted 100 boys from the St. James Parish area and Landry announced the formation of his Building Winners Academic Scholarship, granted annually to one graduating senior at Lutcher High School...Hosted a youth football camp at Archbishop McCarthy High School in Southwest Ranches, Fla. in 2016-17 and invited a Make-A-Wish child to the camp... Promoted financial literacy in a partnership with Bank United 4 Downs for Finance program throughout the 2015-16 seasons.

JARVIS LANDRY CAREER STATISTICS

Year	Team	RECEIVING							RUSHING				
		GP	GS	No	Yds	Avg	Lg	TD	Att	Yds	Avg	Lg	TD
2014	Miami	16	11	84	758	9.0	25	5	2	-4	-2.0	4	0
2015	Miami	16	14	110	1,157	10.5	75	4	18	113	6.2	72	1
2016	Miami	16	16	94	1,136	12.1	71	4	5	17	3.4	13	0
2017	Miami	16	16	112	987	8.8	49	9	1	-7	-7.0	-7	0
NFL totals (four years)		64	47	400	4,038	10.1	71	22	26	119	4.6	22	1

Playoff Statistics

Year	Team	RECEIVING							RUSHING				
		GP	GS	No	Yds	Avg	Lg	TD	Att	Yds	Avg	Lg	TD
2016	Miami	1	1	11	102	9.3	21	0	0	0	-	-	0

ADDITIONAL STATISTICS: 100-yard receiving games - 8, last: at Pit., 1/8/17. Multiple-TD games - 2, three times; last: vs. NE, 12/11/17. FUMBLES: 14 (8 lost). Misc. tackles - 1 in 2014, 1 in 2016, 6 in 2017; NFL Total: 8. Special-teams tackles - 1 in 2014, 1 in 2016, 1 in 2017; NFL Total: 3.

SINGLE-GAME HIGHS & CAREER MILESTONES: RECEIVING: Receptions - 13, twice: at LAC, 9/17/17; at NYJ, 11/29/15. Yards - 165, at NYJ, 11/29/15. TDs - 2, three times; last: vs. NE, 12/11/17. Long - 71, vs. Ari., 12/11/16. NFL debut: vs. NE, 9/7/14. First NFL start: vs. GB, 10/12/14. First NFL reception: at Buf., 9/14/14 (3 yards, R. Tannehill). RUSHING: Attempts - 5, at Buf., 11/8/15. Yards - 29, vs. NYJ, 10/4/15. TDs - 1, at Ten., 10/18/15. Long - 22, at Ten., 10/18/15.

JARVIS LANDRY GAME-BY-GAME STATISTICS

2017, MIAMI

Date	Opp	GP	GS	No	RECEIVING						
					Yds	Avg	Lg	TD			
9/17	at LAC-W	1	WR	13	78	6.0	18	0			
9/24	at NYJ-L	1	WR	6	48	8.0	15	0			
10/1	NO-L	1	WR	6	40	6.7	11	0			
10/8	Ten-W	1	WR	5	44	8.8	17	1			
10/15	at Atl-W	1	WR	8	62	7.8	11	1			
10/22	NYJ-W	1	WR	7	93	13.3	29	1			
10/26	at Bal-L	1	WR	5	33	6.6	14	0			
11/5	Oak-L	1	WR	6	32	5.3	11	1			
11/13	at Car-L	1	WR	5	42	8.4	19	1			
11/19	TB-L	1	WR	6	95	15.8	49	1			
11/26	at NE-L	1	WR	8	70	8.8	15	0			
12/3	Den-W	1	WR	5	62	12.4	25	0			
12/11	NE-W	1	WR	8	46	5.8	10	2			
12/17	at Buf-L	1	WR	10	99	9.9	17	0			
12/24	at KC-L	1	WR	5	51	10.2	21	0			
12/31	Buf-L	1	WR	9	92	10.2	26	1			
2017 TOTALS		16	16	112	987	8.8	49	9			

2016, MIAMI

Date	Opp	GP	GS	No	RECEIVING			TD
					Yds	Avg	Lg	
9/11	at Sea-L	1	WR	7	59	8.4	28	0
9/18	at NE-L	1	WR	10	135	13.5	33	0
9/25	Cle-W	1	WR	7	120	17.1	T42	1
9/29	at Cin-L	1	WR	7	61	8.7	24	0
10/9	Ten-L	1	WR	3	28	9.3	11	0
10/16	Pit-W	1	WR	7	91	13.0	139	0
10/23	Buf-W	1	WR	5	78	15.6	26	0
11/6	NYJ-W	1	WR	3	33	11.0	14	0
11/13	at SD-W	1	WR	6	53	8.8	25	0
11/20	at LAR-W	1	WR	5	28	5.6	12	1
11/27	SF-W	1	WR	4	47	11.8	17	0
12/4	at Bal-L	1	WR	11	87	7.9	26	0
12/11	Ari-W	1	WR	4	103	25.8	71	0
12/17	at NYJ-W	1	WR	3	108	36.0	T66	1
12/24	at Buf-W	1	WR	3	29	9.7	15	0
1/1	NE-L	1	WR	9	76	8.4	14	1
2016 TOTALS		16	16	94	1,136	12.1	71	4
1/8/17	at Pit-L1	1	WR	11	102	9.3	17	0
1-AFC Wild Card								

2015, MIAMI

Date	Opp	GP	GS	No	RECEIVING			TD
					Yds	Avg	Lg	
9/13	at Was-W	1	WR	8	53	6.6	20	0
9/20	at Jax-L	1	WR	8	110	13.8	36	0
9/27	Buf-L	1	WR	8	67	8.4	13	0
10/4	NYJ-L	1	WR	4	40	10.0	20	0
10/18	at Ten-W	1	WR	3	42	14.0	19	0
10/25	Hou-W	1	WR	5	83	10.4	T50	2
10/29	at NE-L	1	WR	6	71	11.8	18	0
11/8	at Buf-L	1	WR	10	67	6.7	24	0
11/15	at Phi-W	1	WR	7	52	7.4	18	1
11/22	Dal-L	1		4	66	16.5	47	0
11/29	at NYJ-L	1	WR	13	165	12.7	40	1
12/6	Bal-W	1	WR	2	5	2.5	6	0
12/14	NYG-L	1	WR	11	99	9.0	25	0
12/20	at SD-L	1		8	54	6.8	14	0
12/27	Ind-L	1	WR	7	111	15.9	26	0
1/3	NE-W	1	WR	6	72	12.0	19	0
2015 TOTALS		16	14	110	1,157	10.5	22	3

2014, MIAMI

Date	Opp	GP	GS	No	RECEIVING			TD
					Yds	Avg	Lg	
9/7	NE-W	1		0	0	-	-	0
9/14	at Buf-L	1		5	49	9.8	16	0
9/21	KC-L	1		3	24	8.0	16	0
9/28	at Oak-W	1		4	38	9.5	18	0
10/19	at Chi-W	1	WR	4	46	11.5	15	0
10/26	at Jax-W	1	WR	3	23	7.7	11	0
11/2	SD-W	1	WR	5	46	9.2	T14	1
11/9	at Det-L	1	WR	7	53	7.6	12	0
11/13	Buf-W	1		5	46	9.2	12	1
11/23	at Den-L	1	WR	7	50	7.1	20	2
12/1	at NYJ-W	1	WR	8	68	8.5	25	0
12/7	Bal-L	1	WR	6	55	9.2	20	0
12/14	at NE-L	1	WR	8	99	12.4	25	0
12/21	Min-W	1	WR	8	31	3.9	11	0
12/28	NYJ-L	1	WR	5	55	11.0	17	0
2014 TOTALS		16	11	84	758	9.0	25	5

RICARDO LOUIS

POSITION | WIDE RECEIVER
SCHOOL | AUBURN
HT 6-2 | **WT** 215
BORN | 3/23/94
ACQUIRED | D4B - 16
NFL EXPERIENCE | 3RD YEAR

15

TRANSACTIONS

Selected by the Cleveland Browns in the fourth round (114th overall) of the 2016 NFL Draft.

AT A GLANCE

Posted career bests with 27 catches for 357 yards in 16 games during the 2017 season.

Completed coursework at Auburn last offseason towards earning his degree.

Compiled a 25-game reception streak which marked the longest span for an Auburn receiver since 2007.

Enjoys drawing and boxing in his spare time.

SEASONAL REVIEWS:

2017: Played in all 16 games with nine starts, recording career bests with 27 catches for 357 yards...Posted five special teams tackles...(10/1) vs Cin: Started at WR, tying career best with five catches for 64 yards... Posted four receptions for 56 yards on Browns TD drive in fourth quarter, highlighted by 31-yard catch...(10/8) vs NYJ: Started at WR, leading the team in receptions (tied career best with 5) and career-high 71 yards...Collected 37 receiving yards on back-to-back receptions during team's final TD drive.

2016: Appeared in all 16 games with three starts... Registered 18 catches for 205 yards...Added eight special teams tackles...Returned nine kickoffs for an 18.2 avg...(10/16) at Ten.: Established career highs in receptions (five) receiving yards (65) and longest catch (42 yards).

COLLEGE:

Appeared in 49 career games at Auburn...Caught 98 passes for 1,338 yards and eight TDs...Added 578

rushing yards and two TDs on 68 carries...Appeared in 13 games as a senior, catching a career-high 46 passes for 716 yards and three TDs...Compiled a 25-game reception streak which marked the longest span for a receiver since 2007...Became the first receiver since 2005 to score a receiving TD and rushing TD in the same game...Totaled 21 catches for 261 yards and three TDs as a junior in 2014...Became the first wide receiver to rush for 100 or more yards in a game...Saw action in 14 games as a sophomore in 2013, catching 28 passes for 325 yards and two TDs...Appeared in 10 games as a freshman, recording three receptions for 36 yards... Majored in communications...Completed coursework at Auburn during the 2017 offseason towards earning his degree.

PERSONAL:

Native of Miami, Fla.

High School: Attended Miami Beach Senior High School in Miami Beach, Fla...Hauled in 23 receptions for 412 yards and four TDs as a senior and rushed for 765 yards and 13 TDs on 66 carries.

Community Involvement: Active in the Cleveland community, volunteering for numerous football camps and visits to University Hospitals...Joined with Cleveland Police to coach Cleveland youth in flag football at Michael Zone Recreational Center...Took part in a Neighborhood Equality and Unity Summit with Cleveland Police and Cleveland Metropolitan School District students.

Hobbies/Interests: Enjoys drawing and boxing in his spare time...Favorite movie is I Am Legend...Lists hip-hop as his favorite type of music and Future as his favorite artist.

RICARDO LOUIS CAREER STATISTICS

Year	Team	RECEIVING						RUSHING					
		GP	GS	No	Yds	Avg	Lg	TD	Att	Yds	Avg	Lg	TD
2016	Cleveland	16	3	18	205	11.4	42	0	0	0	0	-	0
2017	Cleveland	16	9	27	357	13.2	37	0	0	0	0	-	0
NFL totals (two years)		32	12	45	562	12.5	42	0	0	0	0	-	0

Year	Team	KICKOFF RETURNS					PUNT RETURNS					
		No	Yds	Avg	Lg	TD	No	FC	Yds	Avg	Lg	TD
2016	Cleveland	9	164	18.2	24	0	0	0	0	-	-	0
2017	Cleveland	0	0	0.0	-	0	0	0	0	-	-	0
NFL totals (two years)		9	164	18.2	24	0	0	0	0	-	-	0

ADDITIONAL STATISTICS: 100-yard receiving games - None. **Multiple-TD games** - None. **Special teams tackles** - 6 in 2016; 5 in 2017; NFL totals: 11. **Special-teams fumble recoveries** - 1, vs. Bal., 9/18/16. **Misc. forced fumbles** - 1, at Cin., 10/23/16. **Misc. tackles** - 2 in 2016. **FUMBLES:** 1 (0 lost) in 2016.

SINGLE-GAME HIGHS & CAREER MILESTONES: **RECEIVING:** Receptions - 5, three times; last: vs. NYJ, 10/8/17. **Yards** - 71, vs. NYJ, 10/8/17. **TDs** - None. **Long** - 42, at Ten., 10/16/16. **NFL debut:** at Phi., 9/11/16. **First NFL start:** at Mia., 9/25/16. **First NFL reception:** at Mia., 9/25/16 (6 yards, C. Kessler).

RICARDO LOUIS GAME-BY-GAME STATISTICS

2017, CLEVELAND

Date	Opp	GP	GS	No	Yds	Avg	Lg	TD
9/10	Pit-L	1		2	32	16.0	29	0
9/17	at Bal-L	1		2	27	13.5	24	0
9/24	at Ind-L	1	WR	1	10	10.0	10	0
10/1	Cin-L	1	WR	5	64	12.8	31	0
10/8	NYJ-L	1	WR	5	71	14.2	21	0
10/15	at Hou-L	1	WR	3	25	8.1	13	0
10/22	Ten-L	1	WR	3	21	7.0	12	0
10/29	Min-L	1	WR	2	42	21.0	37	0
11/12	at Det-L	1	WR	2	15	7.5	12	0
11/19	Jax-L	1	WR	1	15	15.0	15	0
11/26	at Cin-L	1	WR	0	0	-	-	0
12/3	at LAC-L	1		0	0	-	-	0
12/10	GB-L	1		0	0	-	-	0
12/17	Bal-L	1		0	0	-	-	0
12/24	at Chi-L	1		1	35	35.0	35	0
12/31	at Pit-L	1		0	0	-	-	0
2017 TOTALS		16	9	27	357	13.2	37	0

2016, CLEVELAND

Date	Opp	GP	GS	No	Yds	Avg	Lg	TD
9/11	at Phi-L	1		0	0	-	-	0
9/18	Bal-L	1		0	0	-	-	0
9/25	at Mia-L	1	WR	3	40	13.3	28	0
10/2	at Was-L	1	WR	3	28	9.3	13	0
10/9	NE-L	1		2	13	6.5	8	0
10/16	Ten-L	1		5	65	13.0	42	0
10/23	Cin-L	1	WR	1	5	5.0	5	0
10/30	NYJ-L	1		2	32	16.0	16	0
11/6	Dal-L	1		0	0	-	-	0
11/10	at Bal-L	1		0	0	-	-	0
11/20	Pit-L	1		0	0	-	-	0
11/27	NYG-L	1		0	0	-	-	0
12/11	Cin-L	1		0	0	-	-	0
12/18	at Buf-L	1		0	0	-	-	0
12/24	SD-W	1		0	0	-	-	0
1/1	at Pit-L	1		2	22	11.0	16	0
2016 TOTALS		16	3	18	205	11.4	42	0

STAFF

PLAYERS

2017 SEASON

HISTORY

RECORDS

GAME DAY

JAMIE MEDER

POSITION | DEFENSIVE LINE
SCHOOL | ASHLAND
HT 6-2 | **WT** 308
BORN | 4/12/91
ACQUIRED | FA - '14
NFL EXPERIENCE | 4TH YEAR

98

TRANSACTIONS

Originally signed by the Baltimore Ravens on May 12, 2014 as an undrafted free agent...Waived by the Ravens on Aug. 30, 2014...Added to the Ravens' practice squad on Aug. 31, 2014...Released from the Ravens' practice squad on Nov. 10, 2014...Added to the Browns' practice squad on Nov. 11, 2014...Elevated to the Browns' active roster on Dec. 27, 2014.

AT A GLANCE

Last name is pronounced MEED-er.

Totaled 13 tackles (eight solo) in 10 games with one start in 2017.

Ranked as one of the best wrestlers in the state of Ohio while at Valley Forge High School in Parma Heights.

Played high school (Valley Forge High School), college (Ashland) and professional (Browns) football in Ohio.

Became the first player in Valley Forge history to have his jersey retired.

CAREER HIGHLIGHTS:

Named AFC Special Teams Player of Week for Week 16 in 2016 after he blocked a Chargers' FG attempt late in fourth quarter to help Browns maintain three-point lead during a 20-17 victory.

SEASONAL REVIEWS:

2017: Played in 10 games with one start at DT...Totaled 13 tackles (eight solo)...Placed on injured reserve (ankle) on Nov. 21 after playing in first 10 games...(9/24) at Ind: Tied a career best with three solo tackles.

2016: Played in all 16 games with 15 starts...Totaled 48 tackles, one sack and one pass defended...(12/24) vs. SD: During 20-17 win, blocked Chargers' FG attempt with 3:49 remaining in fourth quarter, protecting Browns' three-point lead and ultimate victory...Named AFC Special Teams Player of Week for Week 16.

2015: Played in all 16 games...Totaled 33 tackles and one sack...(9/20) vs. Ten.: During 28-14 victory in home opener, dropped Marcus Mariota to register first career sack.

2014: Appeared in one game with Cleveland...Spent first 10 weeks of the season on the Ravens' practice squad and the following six on the Browns' practice squad...(12/28) at Bal.: In NFL debut, recorded one tackle.

COLLEGE:

Four-year starter at Ashland...Two-time (2012-13) Great Lakes Intercollegiate Athletic Conference Defensive Lineman of the Year and four-time All-GLIAC first-team honoree...Amassed 247 tackles and 14 sacks in 44 career games...Became the first AU player to be named the GLIAC Defensive Lineman of the Year as a junior...Named GLIAC Freshman of the Year, becoming the only AU player to receive that award...Graduated with a degree in criminal justice.

PERSONAL:

Given name is James Michael Meder...Last name is pronounced MEED-er...Native of Parma Heights, Ohio.

High School: Attended Valley Forge High School in Parma Heights, Ohio...Earned first-team all-conference honors and named the league's Defensive Player of the Year as a senior...Also earned second-team All-Ohio accolades...Became the first player in Valley Forge history to have his jersey retired...Also participated in boxing and wrestling.

Community Involvement: Has volunteered with the Greater Cleveland Food Bank and spent time with service men and women of the armed forces as part of the Browns' Military Appreciation Day...Participated in Parma's Police Safety Fair and the Browns' Golf Tournament Dawg Pound Games.

Hobbies/Interests: Enjoys hunting in his spare time...Favorite movie is L.A. Confidential and favorite TV show is Game of Thrones...Lists alternative as his favorite type of music and The Offspring as his favorite band.

JAMIE MEDER CAREER STATISTICS

Year	Team	GP	GS	TACKLES					INTERCEPTIONS					FUMBLES				
				Tot	Solo	Asst	Sk	Yds	No	Yds	Lg	TD	PD	FF	FR	Yds		
2014	Cleveland	1	0	1	1	0	0.0	0.0	0	0	-	0	0	0	0	0	0	0
2015	Cleveland	16	0	33	16	17	1.0	6.0	0	0	-	0	0	0	0	0	0	0
2016	Cleveland	16	15	48	26	22	1.0	3.0	0	0	-	0	1	0	0	0	0	0
2017	Cleveland	10	1	13	8	5	0.0	0.0	0	0	-	0	0	0	0	0	0	0
NFL totals (four years)		43	16	95	51	44	2.0	9.0	0	0	-	0	1	0	0	0	0	0

ADDITIONAL STATISTICS: Multiple-sack games - None. Career sacks - Tom Brady (1.0), Marcus Mariota (1.0). Blocked FG: vs. SD, 12/24/16.

SINGLE-GAME HIGHS & CAREER MILESTONES: TACKLES: Total - 5, three times; last: vs. NYG, 11/27/16. Solo - 3, four times; last: at Ind., 9/24/17. SACKS: 1.0, twice: vs. Ten., 9/20/15; vs. NE, 10/9/16. FUMBLES: Forced - None. Recovered - None. PASSES DEFENSED: 1, at Was., 10/2/16. NFL debut: at NYJ, 9/13/15. First NFL start: at Phi., 9/11/16. First NFL sack: vs. Ten., 9/20/15 (M. Mariota).

JAMIE MEDER GAME-BY-GAME STATISTICS

2017, CLEVELAND

Date	Opp	GP	GS	Tot	So	As	Sk	Yd	Int	Yd	Lg	TD	PD	FF	FR	
09/10	Pit-L	1		0	0	0	0.0	0.0	0	0	-	0	0	0	0	
09/17	at Bal-L	1		2	0	2	0.0	0.0	0	0	-	0	0	0	0	
09/24	at Ind-L	1		3	3	0	0.0	0.0	0	0	-	0	0	0	0	
10/01	Cin-L	1	DT	3	1	2	0.0	0.0	0	0	-	0	0	0	0	
10/08	NYJ-L	1		1	1	0	0.0	0.0	0	0	-	0	0	0	0	
10/15	at Hou-L	1		2	2	0	0.0	0.0	0	0	-	0	0	0	0	
10/22	Ten-L	1		1	1	0	0.0	0.0	0	0	-	0	0	0	0	
10/29	Min-L	1		0	0	0	0.0	0.0	0	0	-	0	0	0	0	
11/12	at Det-L	1		1	0	1	0.0	0.0	0	0	-	0	0	0	0	
11/19	Jax-L	1		0	0	0	0.0	0.0	0	0	-	0	0	0	0	
11/26	at Cin-L															
12/03	at LAC-L															
12/10	GB-L															
12/17	Bal-L															
12/24	at Chi-L															
12/31	at Pit-L															
2017 TOTALS		10	1	13	8	5	0.0	0.0	0	0	-	0	0	0	0	

2016, CLEVELAND

Date	Opp	GP	GS	Tot	So	As	Sk	Yd	Int	Yd	Lg	TD	PD	FF	FR
09/11	at Phi-L	1	DE	2	0	2	0.0	0.0	0	0	-	0	0	0	0
09/18	Bal-L	1	DE	3	1	2	0.0	0.0	0	0	-	0	0	0	0
09/25	at Mia-L	1		2	2	0	0.0	0.0	0	0	-	0	0	0	0
10/2	at Was-L	1	DE	5	3	2	0.0	0.0	0	0	-	0	1	0	0
10/9	NE-L	1	DE	2	1	1	1.0	3.0	0	0	-	0	0	0	0
10/16	at Ten-L	1	DE	3	2	1	0.0	0.0	0	0	-	0	0	0	0
10/23	at Cin-L	1	DE	4	2	2	0.0	0.0	0	0	-	0	0	0	0
10/30	NYJ-L	1	DE	5	3	2	0.0	0.0	0	0	-	0	0	0	0
11/6	Dal-L	1	DE	3	1	2	0.0	0.0	0	0	-	0	0	0	0
11/10	at Bal-L	1	DE	3	2	1	0.0	0.0	0	0	-	0	0	0	0
11/20	Pit-L	1	DE	2	2	0	0.0	0.0	0	0	-	0	0	0	0
11/27	NYG-L	1	DE	5	1	4	0.0	0.0	0	0	-	0	0	0	0
12/11	Cin-L	1	DE	3	3	0	0.0	0.0	0	0	-	0	0	0	0
12/18	at Buf-L	1	DE	3	1	2	0.0	0.0	0	0	-	0	0	0	0
12/24	SD-W	1	DT	1	0	1	0.0	0.0	0	0	-	0	0	0	0
01/1	at Pit-L	1	DE	2	2	0	0.0	0.0	0	0	-	0	0	0	0
2016 TOTALS		16	15	48	26	22	1.0	3.0	0	0	-	0	1	0	0

STAFF

PLAYERS

2017 SEASON

HISTORY

RECORDS

GAME DAY

2015, CLEVELAND

Date	Opp	GP	GS	Tot	So	As	Sk	Yd	Int	Yd	Lg	TD	PD	FF	FR
9/13	at NYJ-L	1		2	0	2	0.0	0.0	0	-	-	0	0	0	0
9/20	Ten-W	1		3	1	2	1.0	6.0	0	-	-	0	0	0	0
9/27	Oak-L	1		2	0	2	0.0	0.0	0	-	-	0	0	0	0
10/4	at SD-L	1		2	2	0	0.0	0.0	0	-	-	0	0	0	0
10/11	at Bal-W	1		3	2	1	0.0	0.0	0	-	-	0	0	0	0
10/18	Den-L	1		1	1	0	0.0	0.0	0	-	-	0	0	0	0
10/25	at StL-L	1		4	2	2	0.0	0.0	0	-	-	0	0	0	0
11/1	Ari-L	1		1	1	0	0.0	0.0	0	-	-	0	0	0	0
11/5	at Cin-L	1		1	1	0	0.0	0.0	0	-	-	0	0	0	0
11/15	at Pit-L	1		2	1	1	0.0	0.0	0	-	-	0	0	0	0
11/30	Bal-L	1		2	2	0	0.0	0.0	0	-	-	0	0	0	0
12/06	Cin-L	1		4	2	2	0.0	0.0	0	-	-	0	0	0	0
12/13	SF-W	1		0	0	0	0.0	0.0	0	-	-	0	0	0	0
12/20	at Sea-L	1		3	0	3	0.0	0.0	0	-	-	0	0	0	0
12/27	at KC-L	1		2	1	1	0.0	0.0	0	-	-	0	0	0	0
1/3	Pit-L	1		1	0	1	0.0	0.0	0	-	-	0	0	0	0
2015 TOTALS		16	0	33	16	17	1.0	6.0	0	-	-	0	0	0	0

2014, CLEVELAND

Date	Opp	GP	GS	Tot	So	As	Sk	Yd	Int	Yd	Lg	TD	PD	FF	FR
12/28	at Bal-L	1		1	1	0	0.0	0	0	0	0	0	0	0	0
2014 TOTALS		1	0	1	1	0	0.0	0	0	0	0	0	0	0	0

O-H I-O

Four players on the Browns roster played collegiate football within the Buckeye State, including 2018 No. 4 overall pick DB Denzel Ward. Ward is the 34th player selected by the Browns from Ohio State, the highest total among any schools in the team's draft history.

<u>Player</u>	<u>College</u>
DB T.J. Carrie	Ohio
RB Carlos Hyde	Ohio State
DL Jamie Meder	Ashland
DB Denzel Ward	Ohio State



TERRANCE MITCHELL

POSITION | DEFENSIVE BACK
SCHOOL | OREGON
HT 5-11 | **WT** 191
BORN | 5/17/92
ACQUIRED | UFA (KC) - 1B
NFL EXPERIENCE | 5TH YEAR

39

TRANSACTIONS

Selected by the Dallas Cowboys in the seventh round (254th overall) of the 2014 NFL Draft...Waived by the Cowboys on Aug. 30, 2014...Added to the Chicago Bears' practice squad on Sept. 1, 2014...Elevated to the Bears' active roster on Oct. 13, 2014...Waived by the Bears on Nov. 17, 2015...Added to the Bears' practice squad on Nov. 18, 2015...Removed from the Bears' practice squad on Nov. 23, 2015...Added to the Cowboys' practice squad on Dec. 2, 2015...Signed to the Cowboys' active roster on Dec. 18, 2015...Waived by the Cowboys on June 10, 2016...Claimed off waivers by the Houston Texans on June 13, 2016...Waived by the Texans on Sept. 3, 2016...Signed to the Kansas City Chiefs' practice squad on Sept. 6, 2016...Elevated to the Chiefs' active roster on Oct. 18, 2016...Waived by the Chiefs on Nov. 7, 2016...Added to the Chiefs' practice squad on Nov. 9, 2016...Signed to the Chiefs' active roster on Nov. 24, 2016...Signed by the Cleveland Browns as an unrestricted free agent on March 15, 2018.

AT A GLANCE

Appeared in 30 career games with 11 starts, logging 84 tackles, 27 pass breakups, five interceptions for 38 yards, one forced fumble and one sack. He's has also started one of two postseason games.

Played in 15 games with nine starts in 2017, adding 52 tackles, four interceptions for 40 yards and 18 passes breakups, all new career highs. Made an appearance in the Chiefs' lone playoff contest, as well.

Recorded four new single-game career highs last year, including tackles (nine), pass breakups (four), interceptions (two) and interception return yards (40).

Tallied 2,360 all-purpose yards and 24 touchdowns on offense his senior season at Luther Burbank High School (Sacramento, Calif.), while adding six interceptions and a forced fumble on defense. He was an All-Metro selection on both sides of the ball in addition to being an All-Metro selection in basketball.

SEASONAL REVIEWS:

2017: Started nine of 15 games, both career highs... Added career highs in tackles (52), interceptions (four), interception return yards (40) and passes defended (18)...Played in the Chiefs' lone postseason contest... (9/24) at LAC: Notched nine tackles, two interceptions and four pass breakups, all season and career highs...The game marked his first multi-interception performance...Became the first Chief since 2016 to intercept two passes in a single game...(12/10) vs. Oak: Tallied four tackles, three pass breakups and his third interception of the season...(12/31) at Den.: Registered three tackles, two pass breakups and his fourth pick of the season, setting a new career high...Returned the interception 40 yards for a new career long...Finished with 40 interception return yards for a new career high.

2016: Appeared in seven games with two starts, recording 19 tackles and six passes defended...Started the AFC Divisional Game...Spent seven weeks on the Chiefs' practice squad...(12/8) vs. Oak: Made five stops and broke up two passes, his first passes defended with the Chiefs...Also his first-career start...(12/18) vs. Ten.: Totaled two tackles and a season-high three pass breakups.

2015: Spent time on the active rosters and practice squads of the Bears and Cowboys...Played a total of eight games with no starts on the year, five with Chicago and three with Dallas...Totaled 13 tackles, and interception, a forced fumble and three pass breakups... (9/13) vs. GB: Made his NFL debut...(12/9) vs. NYJ: Registered three tackles and the first interception of his career...(1/3) vs. Was.: Made a season-high five stops and added a 13-yard sack, the first of his career...Also forced his first-career fumble.

2014: Did not see action...Spent the first three weeks of the season on the Bears' practice squad before being added to the team's active roster for the remainder of the season...Inactive for 10 games.

COLLEGE:

Appeared in 40 games with 38 starts at Oregon, recording 144 tackles, seven interceptions, four forced fumbles and 25 passes defended...His pass breakup total tied for the 10th-most in program history...Started all 13 games he appeared in as a redshirt junior in 2013...Registered a career-high 59 tackles with seven pass breakups...Led the team and ranked fifth in the Pac-12 Conference with a career-best five interceptions, one of which was returned for a touchdown...Started 13 of 13 games, finishing with 40 tackles and eight passes defended as a redshirt sophomore in 2012...Received

All-Pac 12 Conference honorable mention...Started 12 of 14 games as a redshirt freshman in 2011...Recorded 45 tackles, two interceptions and three forced fumbles... Led the team with a career-high 12 passes defended, ranking sixth in the Pac-12 Conference...Majored in general social science.

PERSONAL:

Given name is Terrance Mitchell II...Born in Sacramento, Calif...Parents names are Terrance and Kepta Mitchell... Has one sister.

High School: Attended Luther Burbank High School (Sacramento, Calif)...Earned Metro League Offensive MVP honors in 2009 as a senior...Named first-team All-City cornerback...Earned CalHiSports.com All-State Football first-team honors at defensive back...Received

first-team All-Metro cornerback accolades as a junior in 2008...Received 2008 Sacramento Bee All-Metro honorable mention honors...Notched 2,360 all-purpose yards on 106 rushing attempts and 48 catches in his senior season...Scored 24 offensive touchdowns... Totaled six interceptions, a forced fumble and one blocked field goal...As a junior in 2008, had 38 tackles, two interceptions for touchdowns, a forced fumble and 10 pass breakups...Also played basketball and earned first-team All-Metro League recognition as a sophomore and junior.

Community Involvement: Participated in various youth football community events as a rookie with the Cowboys.

TERRANCE MITCHELL CAREER STATISTICS

Year	Team	TACKLES							INTERCEPTIONS					FUMBLES			
		GP	GS	Tot	Solo	Asst	Sk	Yds	No	Yds	Lg	TD	PD	FF	FR	Yds	
2014	Chicago	0	0	0	0	0	0.0	0.0	0	0	-	0	0	0	0	0	0
2015	Chicago	5	0	1	1	0	0.0	0.0	0	0	-	0	1	0	0	0	
	Dallas	3	0	12	9	3	1.0	13.0	1	-2	-2	0	2	1	0	0	
2016	Kansas City	7	2	19	17	2	0.0	0.0	0	0	-	0	6	0	0	0	
2017	Kansas City	15	9	53	48	5	0.0	0.0	4	40	40	0	18	0	0	0	
NFL totals (four years)		30	11	85	75	10	1.0	13.0	5	38	40	0	27	1	0	0	

ADDITIONAL STATISTICS: Interceptions - 5; Philip Rivers (2), Derek Carr (1), Ryan Fitzpatrick (1), Paxton Lynch (1) . Sacks - 1, vs. Was., 1/3/16 (13 yards, C. McCoy). **Special teams tackles** - 1 in 2017; NFL Total: 1.

SINGLE-GAME HIGHS & CAREER MILESTONES: TACKLES: Total - 9, at LAC, 9/24/17. Solo - 9, at LAC, 9/24/17. INTERCEPTIONS: 2, at LAC, 9/24/17. Yards - 38. Long - 40, at Den., 12/21/17. TDs - None. FUMBLES: Forced - 1, vs. Was., 1/3/16. Recovered - None. PASSES DEFENSED: 4, at LAC, 9/24/17. SACKS: 1, vs. Was., 1/3/16 (13 yards, C. McCoy). NFL debut: vs. GB, 9/13/15. First NFL start: vs. Oak., 10/4/15. First NFL interception: vs. NYJ, 12/9/15. Last NFL interception: at Den., 12/31/17.

TERRANCE MITCHELL GAME-BY-GAME STATISTICS**2017, KANSAS CITY**

Date	Opp	GP	GS	Tot	So	As	Sk	Yd	Int	Yd	Lg	TD	PD	FF	FR
9/7	at NE-W	1	DB	5	4	1	0.0	0.0	0	0	-	0	1	0	0
9/17	Phi-W	1	DB	4	4	0	0.0	0.0	0	0	-	0	1	0	0
9/24	at LAC-W	1	DB	9	9	0	0.0	0.0	2	0	0	0	4	0	0
10/2	Was-W	1	DB	4	4	0	0.0	0.0	0	0	-	0	2	0	0
10/8	at Hou-W	1	DB	2	1	1	0.0	0.0	0	0	-	0	1	0	0
10/15	Pit-L	1	DB	8	6	2	0.0	0.0	0	0	-	0	0	0	0
10/19	at Oak-L	1	DB	7	6	1	0.0	0.0	0	0	-	0	1	0	0
10/30	Den-W			0	0	0	0.0	0.0	0	0	-	0	0	0	0
11/5	at Dal-L	1		0	0	0	0.0	0.0	0	0	-	0	0	0	0
11/19	at NYG-L	1		0	0	0	0.0	0.0	0	0	-	0	0	0	0
11/26	Buf-L	1		1	1	0	0.0	0.0	0	0	-	0	2	0	0
12/3	at NYJ-L	1		4	4	0	0.0	0.0	0	0	-	0	1	0	0
12/10	Oak-W	1	DB	4	4	0	0.0	0.0	1	0	0	0	3	0	0
12/16	LAC-W	1		1	1	0	0.0	0.0	0	0	-	0	0	0	0
12/24	Mia-W	1		1	1	0	0.0	0.0	0	0	-	0	0	0	0
12/31	at Den-W	1	DB	3	3	0	0.0	0.0	1	40	40	0	2	0	0
2017 TOTALS		15	9	53	48	5	0.0	0.0	4	40	40	0	18	0	0
1/6/18	Ten-WI	1		0	0	0	0.0	0.0	0	0	-	0	0	0	0
1-AFC Wild Card															

2016, KANSAS CITY

Date	Opp	GP	GS	Tot	So	As	Sk	Yd	Int	Yd	Lg	TD	PD	FF	FR
9/11	at SD-W														
9/18	Hou-L														
9/25	at NYJ-W														
10/2	at Pit-L														
10/16	Oak-W														
10/23	at NO-W														
10/30	Ind-W	1	0	0	0	0	0.0	0.0	0	0	-	0	0	0	0
11/6	Jax-W														
11/13	at Car-W														
11/20	TB-L														
11/27	at Den-W	1	0	0	0	0	0.0	0.0	0	0	-	0	0	0	0
12/4	at Atl-W	1	2	2	0	0.0	0.0	0	0	0	-	0	0	0	0
12/8	Oak-W	1	DB	5	5	0	0.0	0.0	0	0	-	0	0	0	0
12/18	at Ten-L	1	2	1	1	0.0	0.0	0	0	0	-	0	0	0	0
12/25	Den-W	1	6	5	1	0.0	0.0	0	0	0	-	0	0	0	0
1/1	SD-W	1	DB	4	4	0	0.0	0.0	0	0	-	0	0	0	0
2016 TOTALS		7	2	19	17	2	0.0	0.0	0	0	-	0	6	0	0
1/15/17	Pit-L1	1	DB	1	0	1	0.0	0.0	0	0	-	0	0	0	0

1-AFC Divisional Playoff

2015, CHICAGO

Date	Opp	GP	GS	Tot	So	As	Sk	Yd	Int	Yd	Lg	TD	PD	FF	FR
9/13	GB-L	1	0	0	0	0	0.0	0.0	0	0	-	0	0	0	0
9/20	Ari-L	1	1	1	0	0.0	0.0	0	0	0	-	0	1	0	0
9/27	at Sea-L	1	0	0	0	0.0	0.0	0	0	0	-	0	0	0	0
10/04	Oak-W	1	0	0	0	0.0	0.0	0	0	0	-	0	0	0	0
10/11	at KC-W	1	0	0	0	0.0	0.0	0	0	0	-	0	0	0	0
10/18	at Det-L														
11/1	Min-L														
11/9	at SD-W														
11/5	at StL-W														
11/22	Den-L														

2015, DALLAS

Date	Opp	GP	GS	Tot	So	As	Sk	Yd	Int	Yd	Lg	TD	PD	FF	FR
11/26	Car-L														
12/7	at Was-W														
12/13	at GB-L														
12/19	NYJ-L	1	3	1	2	0.0	0.0	1	-2	-2	0	1	0	0	0
12/27	at Buf-L	1	4	3	1	0.0	0.0	0	0	0	-	0	1	0	0
1/3	Was-L	1	5	5	0	1.0	13.0	0	0	0	-	0	0	1	0
2015 TOTALS		8	0	13	10	3	1.0	13.0	1	-2	-2	0	3	1	0

2014, CHICAGO

Date	Opp	GP	GS	Tot	So	As	Sk	Yd	Int	Yd	Lg	TD	PD	FF	FR
9/7	Buf-L														
9/14	at SF-W														
9/22	at NYJ-W														
10/28	GB-L														
10/5	at Car-L														
10/12	at Atl-W														
10/19	Mia-L														
11/26	at NE-L														
11/9	at GB-L														
11/16	Min-W														
11/23	TB-W														
11/27	at Det-L														
12/4	Dal-L														
12/15	NO-L														
12/21	Det-L														
12/28	at Min-L														
2014 TOTALS		0	0	0	0	0	0.0	0.0	0	0	0	0	0	0	0

CARL NASSIB

POSITION | DEFENSIVE LINE

SCHOOL | PENN STATE

HT 6-7 | **WT** 275

BORN | 4/12/93

ACQUIRED | D3A - 16

NFL EXPERIENCE | 3RD YEAR

94

TRANSACTIONS

Selected by the Cleveland Browns in the third round (65th overall) in the 2016 NFL Draft.

AT A GLANCE

Last name is pronounced NASS-ib.

Set career highs in tackles (31), sacks (three) and passes defended (five) in 16 games in 2017.

Brother, Ryan, was a fourth-round pick by the New York Giants as a QB in 2013.

Led the nation with 15.5 sacks in 2015, including 10 consecutive games with a sack, the longest such streak for a Penn State player since sacks became an official NCAA statistic in 2000.

SEASONAL REVIEWS:

2017: Started 12 of 16 games at DE...Accrued career highs with 31 tackles (19 solo), three sacks and five passes defended...Blocked first career PAT in Week 16... (9/10) vs. Pit: Started at DE, registering two tackles (one solo) and one sack...Sacked Ben Roethlisberger on second half's opening series to spark three-and-out that led to Browns FG...Marked his 3.5 career sack... (10/29) vs. Min (London): Posted career-best four solo tackles, one sack and two passes defended...Earned sack on Case Keenum in first quarter...(12/24) at Chi: Started at DE, notching one solo tackle for loss, helping cause punt on Bears' opening drive...Blocked PAT in first quarter...(12/31) at Pit: Started at DE, notching one sack.

2016: Played in 14 games with three starts...Totaled 20 tackles, 2.5 sacks and four passes defended...(9/11) at Phi: In NFL debut, dropped Carson Wentz to record first career sack...(1/1/17) at Pit: Totaled three solo stops and one sack.

COLLEGE:

Played in 36 career games, making 13 starts at Penn State...Totaled 65 tackles, 17.5 sacks and eight forced fumbles...Set a Penn State single-season record with a nation-leading 15.5 sacks in 2015, while also leading the FBS with six forced fumbles...Earned All-America

honors as a senior...Won the Lombardi Award, Ted Hendricks Award, Lott IMPACT Trophy and the Big Ten's Nagurski-Woodson Defensive Player of the Year in 2015...Became the first Penn State player to win three national awards since Larry Johnson in 2002...Started all 13 games as a senior in 2015...Recorded a sack in 10 consecutive games, the longest such streak for a Penn State player since sacks became an official NCAA statistic in 2000...Also logged five multi-sack games... Appeared in all 13 games as a junior, notching seven tackles, one sack and one forced fumble...Appeared in 10 games as a sophomore, totaling 12 tackles, one sack and one forced fumble...Two-time Academic All-Big Ten...Graduated with a degree in biology.

PERSONAL:

Given name is Carl Paul Nassib...Last name is pronounced NASS-ib...Native of Westchester, Pa... Brother, Ryan, was a fourth-round pick by the New York Giants...Father, Gilbert, played football at Delaware... Cousin, Joe, played defensive back for Syracuse... Younger brother, John, plays football at Delaware.

High School: Attended Malvern Preparatory School in Malvern, Pa. where he played offensive tackle and defensive end...Two-time letterman in basketball, serving as a team captain as a senior.

Community Involvement: Active in the Cleveland community, volunteering for numerous football camps and hospital visits...Participated in a ride-along with Cleveland Police Officers to gain perspective on their day-to-day interactions within the community...Took part in Andrew Hawkins' Christmas Takeover x4 to benefit Cleveland youth...Volunteered with the Special Olympics while at Penn State.

Hobbies/Interests: Enjoys playing ping-pong in his spare time...Favorite movie is The Departed and favorite TV show is The Office...Lists rap and classic rock as his favorite types of music and Eminem as his favorite artist...Enjoys traveling, having been to Ireland, Honduras and Guatemala.

CARL NASSIB CAREER STATISTICS

Year	Team	GP	GS	TACKLES				INTERCEPTIONS					FUMBLES			
				Tot	Solo	Asst	Sk	Yds	No	Yds	Lg	TD	PD	FF	FR	Yds
2016	Cleveland	14	3	20	15	5	2.5	14.0	0	0	-	0	4	0	0	0
2017	Cleveland	16	12	31	19	12	3.0	14.0	0	0	-	0	5	0	0	0
NFL Totals (two years)		30	15	51	34	17	5.5	28.0	0	0	-	0	9	0	0	0

ADDITIONAL STATISTICS: Career sacks: Landry Jones (2.0), Ben Roethlisberger (1.0), Carson Wentz (1.0), Andy Dalton (0.5). Blocks - Blocked PAT at Chi., 12/24/17.

SINGLE-GAME HIGHS & CAREER MILESTONES: TACKLES: Total - 4, three times; last: vs. Min. (London), 10/29/17. Solo - 4, vs. Min. (London), 10/29/17. SACKS: 1.0, four times; last: at Pit., 12/31/17. FUMBLES: Forced - None. Recovered - None. PASSES DEFENSED: 3, vs. NYJ, 10/30/16. NFL debut: at Phi., 9/11/16. First NFL start: at Phi., 9/11/16. First NFL sack: at Phi., 9/11/16 (C. Wentz).

CARL NASSIB GAME-BY-GAME STATISTICS

2017, CLEVELAND

Date	Opp	GP	GS	Tot	So	As	Sk	Yd	Int	Yd	Lg	TD	PD	FF	FR
9/10	Pit-L	1	DE	2	1	1	1.0	8.0	0	0	-	0	0	0	0
9/17	at Bal-L	1	DE	1	1	0	0.0	0.0	0	0	-	0	0	0	0
9/24	at Ind-L	1	DE	4	2	2	0.0	0.0	0	0	-	0	1	0	0
10/1	Cin-L	1	DE	2	2	0	0.0	0.0	0	0	-	0	0	0	0
10/8	NYJ-L	1	DE	0	0	0	0.0	0.0	0	0	-	0	0	0	0
10/15	at Hou-L	1	DE	3	1	2	0.0	0.0	0	0	-	0	0	0	0
10/22	Ten-L	1		0	0	0	0.0	0.0	0	0	-	0	0	0	0
10/29	Min-L	1		4	4	0	1.0	1.0	0	0	-	0	2	0	0
11/12	at Det-L	1		1	1	0	0.0	0.0	0	0	-	0	0	0	0
11/19	Jax-L	1		3	2	1	0.0	0.0	0	0	-	0	0	0	0
11/26	at Cin-L	1	DE	3	0	3	0.0	0.0	0	0	-	0	0	0	0
12/3	at LAC-L	1	DE	2	2	0	0.0	0.0	0	0	-	0	0	0	0
12/10	GB-L	1	DE	2	0	2	0.0	0.0	0	0	-	0	1	0	0
12/17	Bal-L	1	DE	2	1	1	0.0	0.0	0	0	-	0	1	0	0
12/24	at Chi-L	1	DE	1	1	0	0.0	0.0	0	0	-	0	0	0	0
12/31	at Pit-L	1	DE	1	1	0	1.0	5.0	0	0	-	0	0	0	0
2017 TOTALS		16	12	31	19	12	3.0	14.0	0	0	-	0	5	0	0

2016, CLEVELAND

Date	Opp	GP	GS	Tot	So	As	Sk	Yd	Int	Yd	Lg	TD	PD	FF	FR
9/11	at Phi-L	1	DE	3	3	0	1.0	4.0	0	0	-	0	1	0	0
9/18	Bal-L	1		0	0	0	0.0	0.0	0	0	-	0	0	0	0
9/25	at Mia-L														
10/2	at Was-L														
10/9	NE-L	1	DE	0	0	0	0.0	0.0	0	0	-	0	0	0	0
10/16	at Ten-L	1		0	0	0	0.0	0.0	0	0	-	0	0	0	0
10/23	at Cin-L	1		4	2	2	0.5	4.0	0	0	-	0	0	0	0
10/30	NYJ-L	1		0	0	0	0.0	0.0	0	0	-	0	3	0	0
11/6	Dal-L	1		0	0	0	0.0	0.0	0	0	-	0	0	0	0
11/10	at Bal-L	1		2	1	1	0.0	0.0	0	0	-	0	0	0	0
11/20	Pit-L	1		1	0	1	0.0	0.0	0	0	-	0	0	0	0
11/27	NYG-L	1		3	3	0	0.0	0.0	0	0	-	0	0	0	0
12/11	Cin-L	1		1	1	0	0.0	0.0	0	0	-	0	0	0	0
12/18	at Buf-L	1		1	1	0	0.0	0.0	0	0	-	0	0	0	0
12/24	SD-W	1	DE	2	1	1	0.0	0.0	0	0	-	0	0	0	0
1/1	at Pit-L	1		3	3	0	1.0	6.0	0	0	-	0	0	0	0
2016 TOTALS		14	3	20	15	5	2.5	14.0	0	0	-	0	4	0	0

STAFF

PLAYERS

2017 SEASON

HISTORY

RECORDS

GAME DAY

DAVID NJOKU

POSITION | TIGHT END
SCHOOL | MIAMI (FLA.)
HT 6-4 | **WT** 246
BORN | 7/10/96
ACQUIRED | D1C - 17
NFL EXPERIENCE | 2ND YEAR

85

TRANSACTIONS

Selected by the Cleveland Browns in the first round (29th overall) of the 2017 NFL Draft.

AT A GLANCE

Last name pronounced nuh-JOE-koo.

Caught 32 passes for 386 yards and four TDs in his rookie season.

His four receiving TDs in 2017 marked the most ever by a Browns rookie TE.

A two-sport athlete at Miami, was a high school national champion in the high jump during his senior year, setting a career-best height of 7 feet, 1 inch.

Family moved to the United States from Nigeria where his father was a chief, who then bestowed upon him the title Chief David Njoku.

Enjoys meditating to relax and also practiced Muay Thai when he was younger.

SEASONAL REVIEWS:

2017: His four TD catches led team and were most ever by Browns rookie TE...Caught 32 passes for 386 yards with four TDs while playing all 16 games (five starts)...(9/17) at Bal: Registered three catches for 27 yards with one TD...Earned first NFL TD on 23-yard pass from Kevin Hogan in second quarter...(12/3) at LAC: Recorded 74 receiving yards on four catches, including 28-yard TD in second quarter (DeShone Kizer)...Collected 33-yard catch in fourth quarter, longest of career.

COLLEGE:

Played in 26 career games at Miami with nine starts... Caught 64 career passes for 1,060 yards and nine TDs...

Averaged 16.2 yards per reception in 2016, hauling in 43 receptions for 698 yards and eight TDs...(11/26) vs. Duke: Caught two touchdown passes of 76 and 58 yards against Duke in the regular season finale...(12/28) vs. West Virginia: Caught five passes for 48 yards, including a 23-yard touchdown, in the Russell Athletic Bowl, helping Miami (Fla.) win their first bowl game since 2006... Played in all 13 games as a redshirt freshman in 2015, catching 21 passes for 362 yards and one TD...Averaged a team-high 17.2 yards per catch...Also competed in indoor and outdoor track for the Hurricanes from 2015-16.

PERSONAL:

Last name pronounced nuh-JOE-koo...Native of Cedar Grove, N.J...One of nine siblings (four boys and five girls)...Received the title of Chief David Njoku from his father, Innocent, who was a Nigerian Chief...His younger brother, Evidence, will be a freshman on the Hurricanes' football team this fall.

High School: Attended Cedar Grove High School in Cedar Grove, N.J...Second-team all-state selection... Finished career with 1,794 receiving yards and 19 touchdowns on 76 receptions...Rushed for 334 yards and six touchdowns on 39 carries...Won the national championship in boys high jump as a senior at the 2014 New Balance National Outdoor...His personal best in the high jump was 7 feet, 1 inch as a senior.

Community Involvement: Volunteered at a number of local youth football camps...Participated in numerous First and Ten Tuesday events including a visit to Glenville Early Learning and volunteering at the Greater Cleveland Food Bank...Volunteered for Town Hall's Feed the Need event and participated in My Cause My Cleats to raise money for Hands Against Hunger, an organization focused on feeding malnourished youth.

Hobbies/Interests: Regularly practices Muay-Thai and meditation... Enjoys movies, notes the Fast and the Furious series as his favorite.

DAVID NJOKU CAREER STATISTICS

Year	Team	GP	GS	RECEIVING				
				No	Yds	Avg	LG	TD
2017	Cleveland	16	5	32	386	12.1	34	4

ADDITIONAL STATISTICS: 100-yard receiving games - None. Multiple-TD games - None. Special teams tackles - None. Misc. tackles - 1, vs. Bal., 12/17/17. FUMBLES - None.

SINGLE-GAME HIGHS & CAREER MILESTONES: RECEIVING: Receptions - 4, twice; at Cin., 11/26/17, at LAC, 12/3/17. Yards - 74, at LAC, 12/3/17. TDs - 1, four times; last: at LAC, 12/3/17. Long - 34, at Pit., 12/31/17. NFL debut: vs. Pit., 9/10/17. First NFL start: vs. Pit., 9/10/17. First NFL reception: vs. Pit., 9/10/17 (13 yards, D. Kizer). First NFL TD: at Bal., 9/17/17 (23 yards, D. Kizer).

DAVID NJOKU GAME-BY-GAME STATISTICS

2017, CLEVELAND

Date	Opp	GP	GS	No	Yds	Avg	Lg	TD
9/10	Pit-L	1	TE	2	20	10.0	13	0
9/17	at Bal-L	1		3	27	9.0	23t	1
9/24	at Ind-L	1		2	12	6.0	11	1
10/1	Cin-L	1		2	11	5.5	8	0
10/8	NYJ-L	1		3	48	16.0	21t	1
10/15	Hou-L	1		2	0	0.0	3	0
10/22	Ten-L	1		2	58	29.0	31	0
10/29	Min-L	1	TE	2	19	9.5	11	0
11/12	at Det-L	1		1	3	3.0	3	0
11/19	Jax-L	1		1	13	13.0	13	0
11/26	at Cin-L	1		4	47	11.8	27	0
12/3	at LAC-L	1		4	74	18.5	33	1
12/10	GB-L	1		1	3	3.0	3	0
12/17	Bal-L	1	TE	0	0	-	-	0
12/24	at Chi-L	1	TE	1	13	13.0	13	0
12/31	at Pit-L	1	TE	2	38	19.0	34	0
2017 TOTALS		16	5	32	386	12.1	34	4

BROWNS GIVE BACK FIRST AND TEN TOY DRIVE

During one home game each winter, the Browns partner with the Marine Corps Toys for Tots to host the Browns Give Back First and Ten Toys for Tots Gameday Toy Drive at FirstEnergy Stadium as part of the Browns First and Ten movement. Fans are encouraged to bring new, unwrapped toys or monetary donations for kids in need within Northeast Ohio. Members of the US Marine Corps help collect donations as Browns fans enter the stadium. In 2018, the Browns and fans helped provide thousands of toys and donations to local youth during the holidays. The event is part of the Browns' continued effort to lift spirits of those in need throughout the holiday season. #give10

STAFF

PLAYERS

2017 SEASON

HISTORY

RECORDS

GAME DAY



EMMANUEL OGBAH

POSITION | DEFENSIVE LINE
SCHOOL | OKLAHOMA STATE
HT 6-4 | **WT** 275
BORN | 11/6/93
ACQUIRED | D2 - '16
NFL EXPERIENCE | 3RD YEAR

90

TRANSACTIONS

Selected by the Cleveland Browns in the second round (32nd overall) of the 2016 NFL Draft.

AT A GLANCE

Amassed 29 tackles (18 solo), a career-high six passes defended, four sacks, two forced fumbles and one fumble recovery in 10 games before sustaining a season-ending foot injury in 2017.

Led team with 5.5 sacks, tied for fourth-most by a Browns rookie and tied for fifth among all NFL rookies in 2016.

Moved with his family from Nigeria to Texas when he was nine years old.

Attended the same high school and college as Chargers OL Russell Okung. Ogbah chose to attend Oklahoma State in part based on a recommendation from Okung.

SEASONAL REVIEWS:

2017: Tied for second on team with four sacks after pacing team in category last year as a rookie...Started all 10 games played at DE, totaling 29 tackles (18 solo), career-high six passes defended and his first career forced fumbles (two) and fumble recovery (one)...Sustained season-ending foot injury in Week 11...(10/1) vs Cin: Started at DE, registering six tackles (four solo), one sack, two forced fumbles and one fumble recovery...On second defensive play, earned strip-sack on Andy Dalton and recovered ball...(11/12) at Det: Started at DE, amassing three solo tackles, two sacks and three tackles for loss...Earned third career multiple-sack game and tied his career-best mark...Recorded first sack on first play of game, sparking three-and-out.

2016: Led team with 5.5 sacks, tied for fourth-most by a Browns rookie...Sack total was tied for fifth among all NFL rookies in 2016...Started all 16 games, seeing time at defensive end and outside linebacker...Totalled 53 tackles and three passes defended...(10/16) at Ten.: Dropped Marcus Mariota to earn first career sack...(10/23) at Cin.: Recorded career-high two sacks...(12/11) vs. Cin.: Totalled 1.5 sacks.

COLLEGE:

Played in 39 career games as a defensive end at Oklahoma State, finishing with 133 tackles, 28 sacks, nine pass defended, four forced fumbles and three fumble recoveries...Named team captain in 2015 and Defensive Team MVP in 2014 and 2015...Received All-Big 12 honors in 2014 and 2015, as well as being named Big-12 Defensive Player of the Year in 2014 and Big-12 Co-Defensive Player of the Year in 2015...Finalist for 2015 Ted Hendricks Award, given to the nation's top defensive end...Started all 13 games as a junior in 2015, leading the Big 12 with 13 sacks, ranking fourth in the nation and third in school history for sacks in a single season...Recorded a sack in six consecutive games as a sophomore 2014...Played in all 13 games, recording 49 tackles, 11 sacks, five passes defended and one forced fumble...Appeared in all 13 games as a freshman in 2015, totaling 20 tackles four sacks and one fumble recovery...Redshirted in 2012...Majored in business.

PERSONAL:

Given name is Emmanuel Ikechukwu Ogbah...Born in Lagos, Nigeria...Native of Houston, Texas...Moved with his family from Nigeria to Texas when he was nine years old...Brother, Kingsley, played football at Southern Methodist...Went to the same high school and college as OL Russell Okung...Ogbah chose to attend Oklahoma State in part based on a recommendation from Okung.

High School: Attended George Bush High School in Richmond, Texas...Recorded 57 tackles, six sacks and two forced fumbles as a senior...Received First-Team Houston Metro honors and district defensive MVP honors.

Community Involvement: Active in the Cleveland community, volunteering for numerous football camps and hospital visits...Participated in Strikes for Kids and the Browns' community relations day.

Hobbies/Interests: Favorite movies are The Pursuit of Happyness and The Blind Side and favorite TV show is Breaking Bad.

EMMANUEL OGBAH CAREER STATISTICS

Year	Team	GP	GS	TACKLES					INTERCEPTIONS					FUMBLES		
				Tot	Solo	Asst	Sk	Yds	No	Yds	Lg	TD	PD	FF	FR	Yds
2016	Cleveland	16	16	53	28	25	5.5	31.5	0	0	-	0	3	0	0	0
2017	Cleveland	10	10	29	18	11	4.0	18.0	0	0	-	0	6	2	1	0
NFL totals (two years)		26	26	82	46	36	9.5	49.5	0	0	-	0	9	2	1	0

ADDITIONAL STATISTICS: Career sacks: Andy Dalton (4.5), Matt Stafford (2.0), Jacoby Brissett (1.0), Marcus Mariota (1.0), Tyrod Taylor (1.0). Multiple-sack games: 2 (2 sacks); at Cin., 10/26/13; 1.5 vs. Cin., 12/11/16). Blocked PAT - vs. Min. (London), 10/29/17.

SINGLE-GAME HIGHS & CAREER MILESTONES: TACKLES: Total - 7, at Was., 10/2/16. Solo - 5, at Cin., 10/23/16. SACKS: 2.0, twice: at Cin., 10/23/16; at Det., 11/12/17. FUMBLES: Forced - 2, vs. Cin., 10/1/17. Recovered - 1, vs. Cin., 10/1/17. PASSES DEFENSED: 2, vs. Jax., 11/19/17. NFL debut: at Phi., 9/11/16. First NFL start: at Phi., 9/11/16. First NFL sack: at Ten., 10/16/16 (M.Mariota).

EMMANUEL OGBAH GAME-BY-GAME STATISTICS

2017, CLEVELAND

Date	Opp	GP	GS	Tot	So	As	Sk	Yd	Int	Yd	Lg	TD	PD	FF	FR	
9/10	Pit-L	1	DE	1	1	0	0.0	0.0	0	0	-	0	1	0	0	
9/17	at Bal-L	1	DE	0	0	0	0.0	0.0	0	0	-	0	1	0	0	
9/24	at Ind-L	1	DE	6	2	4	1.0	0.0	0	0	-	0	0	0	0	
10/1	Cin-L	1	DE	6	4	2	1.0	11.0	0	0	-	0	0	2	1	
10/8	NYJ-L	1	DE	5	4	1	0.0	0.0	0	0	-	0	0	0	0	
10/15	at Hou-L	1	DE	2	1	1	0.0	0.0	0	0	-	0	1	0	0	
10/22	Ten-L	1	DE	4	1	3	0.0	0.0	0	0	-	0	0	0	0	
10/29	Min-L	1	DE	0	0	0	0.0	0.0	0	0	-	0	1	0	0	
11/12	at Det-L	1	DE	3	3	0	2.0	7.0	0	0	-	0	0	0	0	
11/19	Jax-L	1	DE	2	2	0	0.0	0.0	0	0	-	0	2	0	0	
11/26	at Cin-L															
12/3	at LAC-L															
12/10	GB-L															
12/17	Bal-L															
12/24	at Chi-L															
12/31	at Pit-L															
2017 TOTALS		10	10	29	18	11	4.0	18.0	0	0	-	0	6	2	1	

2016, CLEVELAND

Date	Opp	GP	GS	Tot	So	As	Sk	Yd	Int	Yd	Lg	TD	PD	FF	FR
9/11	at Phi-L	1	OLB	1	1	0	0.0	0.0	0	0	-	0	1	0	0
9/18	Bal-L	1	OLB	2	1	1	0.0	0.0	0	0	-	0	0	0	0
9/25	at Mia-L	1	OLB	3	3	0	0.0	0.0	0	0	-	0	1	0	0
10/2	at Was-L	1	OLB	7	3	4	0.0	0.0	0	0	-	0	0	0	0
10/9	NE-L	1	OLB	1	1	0	0.0	0.0	0	0	-	0	0	0	0
10/16	at Ten-L	1	OLB	3	1	2	1.0	4.0	0	0	-	0	0	0	0
10/23	at Cin-L	1	OLB	6	5	1	2.0	12.0	0	0	-	0	0	0	0
10/30	NYJ-L	1	DE	6	2	4	0.0	0.0	0	0	-	0	0	0	0
11/6	Dal-L	1	DE	4	0	4	0.0	0.0	0	0	-	0	0	0	0
11/10	at Bal-L	1	DE	4	1	3	0.0	0.0	0	0	-	0	0	0	0
11/20	Pit-L	1	DE	1	1	0	0.0	0.0	0	0	-	0	0	0	0
11/27	NYG-L	1	DE	3	1	2	0.0	0.0	0	0	-	0	1	0	0
12/11	Cin-L	1	DE	6	3	3	1.5	12.5	0	0	-	0	0	0	0
12/18	at Buf-L	1	DE	1	1	0	1.0	3.0	0	0	-	0	0	0	0
12/24	SD-W	1	DE	4	3	1	0.0	0.0	0	0	-	0	0	0	0
1/1	at Pit-L	1	DE	1	1	0	0.0	0.0	0	0	-	0	0	0	0
2016 TOTALS		16	16	53	28	25	5.5	31.5	0	0	-	0	3	0	0

STAFF

PLAYERS

2017 SEASON

HISTORY

RECORDS

GAME DAY



LARRY OGUNJOBI

POSITION | DEFENSIVE LINE
SCHOOL | CHARLOTTE
HT 6-3 | **WT** 305
BORN | 6/3/94
ACQUIRED | D3 - 17
NFL EXPERIENCE | 2ND YEAR

65

TRANSACTIONS

Selected by the Cleveland Browns in the third round (65th overall) of the 2017 NFL Draft.

AT A GLANCE

Last name pronounced OH-gun-JOE-bee.

Tallied 32 tackles (17 solo) and one sack in 14 games in 2017.

All-time leader in tackles (217), tackles for loss (49.0) and sacks (13) at Charlotte, while becoming the first player in program history drafted in the NFL.

Lost more than 100 pounds in high school once he started working out and playing football.

Taught himself how to play the piano, noting he can play Mozart and Beethoven.

A biology and computer science major, was interested in a pre-med track and ultimately cancer research and treatment, inspired after his grandfather lost a battle with prostate cancer.

SEASONAL REVIEWS:

2017: Played in 14 games, posting 32 tackles (17 solo) and one sack...Started first career game at DT in Week 14 (vs. GB, 12/10)...(9/10) vs. Pit: In NFL debut, recorded four tackles (two solo)...(12/24) at Chi: Posted four tackles (three solo), two tackles for loss and one sack... In third quarter, dropped Mitchell Trubisky for first career sack.

COLLEGE:

First player drafted into the NFL from Charlotte... Started all 46 games played...Amassed 217 tackles, 49 tackles for loss, 13 sacks...Member of Charlotte's first class of football recruits, became the school's all-time leader in tackles, tackles for loss and sacks...Set the school's single-season record for TFL in 2015 (14.5) and sacks in 2014 (five)...Named to the Athletic Director's List and Conference USA Commissioner's Honor Roll from 2012-15...First-team All-Conference USA selection in 2016...First player in 49ers' history to participate in

NFL Combine and Reese's Senior Bowl...Named to watch lists of national awards such as the Bednarik Award for the nation's top defender and the Outland Trophy for the nation's top interior lineman...Totaled 65 tackles, 13.5 tackles for loss and three sacks as a senior... Second-team All-Conference USA honoree in 2015, notching 62 tackles, 2.5 sacks and a career-high 14.5 tackles for loss...Tallied 48 tackles, 11.5 tackles for loss and a career-high five sacks as a sophomore in 2014... Tied for the team-lead with 9.5 tackles for loss, adding 42 tackles and 2.5 sacks...Double majored in computer science and biology.

PERSONAL:

Given name is Olumide Larry Ogunjobi...Goes by Larry... Named after his father, Larry Sr...Last name pronounced OH-gun-JOE-bee...Native of Charlotte, N.C...Parents, Larry and Mercy Ogunjobi, immigrated from Nigeria...A biology and computer science major, was interested in a pre-med track and ultimately cancer research and treatment, inspired after his grandfather lost a battle with prostate cancer.

High School: Attended Ragsdale High School in Jamestown, N.C...Named first-team all-conference his junior and senior year...Named to first-team all-area and Most Outstanding Defensive Lineman in 2011...Helped Regdale earn back-to-back conference championships.

Community Involvement: Volunteered for numerous First and Ten Tuesday events, including visits to elementary schools, University Hospitals and the Greater Cleveland Food Bank...Participated in a number of youth football camps and high school field ground breakings throughout the Cleveland area...Hosted 'Christmas with Larry Ogunjobi' for Cleveland youth... Participated in My Cause My Cleats to raise money for the American Heart Association.

Hobbies/Interests: Fascinated by and is interested in visiting space, listing Interstellar as his favorite movie... Taught himself how to play the piano, noting he can play Mozart and Beethoven...Has read the Bible front to back seven times.

LARRY OGUNJOBI CAREER STATISTICS

Year	Team	GP	GS	TACKLES					INTERCEPTIONS					FUMBLES				
				Tot	Solo	Asst	Sk	Yds	No	Yds	Lg	TD	PD	FF	FR	Yds		
2017	Cleveland	14	1	32	17	15	1.0	7.0	0	0	-	0	0	0	0	0	-	0
NFL totals (one year)		14	1	32	17	15	1.0	7.0	0	0	-	0	0	0	0	0	-	0

ADDITIONAL STATISTICS: Career sacks - Mitchell Trubisky (1.0).

LARRY OGUNJOBI GAME-BY-GAME STATISTICS

2017, CLEVELAND

Date	Opp	GP	GS	Tot	So	As	Sk	Yd	Int	Yd	Lg	TD	PD	FF	FR	
9/10	Pit-L	1		4	2	2	0.0	0.0	0	0	-	0	0	0	0	
9/17	at Bal-L	1		0	0	0	0.0	0.0	0	0	-	0	0	0	0	
9/24	at Ind-L	1		2	0	2	0.0	0.0	0	0	-	0	0	0	0	
10/1	Cin-L	1		3	1	2	0.0	0.0	0	0	-	0	0	0	0	
10/8	NYJ-L	1		1	1	0	0.0	0.0	0	0	-	0	0	0	0	
10/15	at Hou-L	1		1	1	0	0.0	0.0	0	0	-	0	0	0	0	
10/22	Ten-L	1		1	0	1	0.0	0.0	0	0	-	0	0	0	0	
10/29	Min-L			***inactive -- groin***												
11/12	at Det-L			***inactive -- groin***												
11/19	Jax-L	1		5	2	3	0.0	0.0	0	0	-	0	0	0	0	
11/26	at Cin-L	1		0	0	0	0.0	0.0	0	0	-	0	0	0	0	
12/03	at LAC-L	1		3	2	1	0.0	0.0	0	0	-	0	0	0	0	
12/10	GB-L	1	DT	2	1	1	0.0	0.0	0	0	-	0	0	0	0	
12/17	Bal-L	1		4	3	1	0.0	0.0	0	0	-	0	0	0	0	
12/24	at Chi-L	1		4	3	1	1.0	7.0	0	0	-	0	0	0	0	
12/31	at Pit-L	1		2	1	1	0.0	0.0	0	0	-	0	0	0	0	
2017 TOTALS		14	1	32	17	15	1.0	7.0	0	0	-	0	0	0	0	

BROWNS COMPENSATORY PICK HISTORY

The Browns have been awarded 13 compensatory draft picks, including a combined seven in two of the past three NFL Drafts (four in 2017; three in 2016). The 2017 NFL Draft marked the first year that compensatory selections could be traded to other teams. The Browns were awarded no compensatory picks for the 2018 NFL Draft.

Under the rules for compensatory draft selections, a team losing more or better compensatory free agents than it acquires in the previous year is eligible to receive compensatory draft picks. The number of picks a team receives equals the net loss of compensatory free agents up to a maximum of four. Compensatory free agents are determined by a formula based on salary, playing time and postseason honors. The formula was developed by the NFL Management Council. Not every free agent lost or signed by a club is covered by this formula.

Browns Compensatory Draft Picks (1994-2017)

Year	Round (overall)	Player	Pos.	School
2001	7 (245)	Andre King	WR	Miami (Fla.)
2011	7 (248)	Eric Hagg	DB	Nebraska
2012	6 (204)	Emmanuel Acho	LB	Texas
2012	6 (205)	Billy Winn	DL	Boise State
2012	7 (245)	Trevin Wade	DB	Arizona
2012	7 (247)	Brad Smelley	TE	Alabama
2016	4 (138)	Seth DeValve	TE	Princeton
2016	5 (172)	Rashard Higgins	WR	Colorado State
2016	5 (173)	Trey Caldwell	DB	Louisiana-Monroe
2017	3 (103)	Traded to New England (LB Jamie Collins Sr. trade in 2016)		
2017	4 (139)	Traded to Philadelphia during 2016 NFL Draft		
2017	4 (142)	Traded to Houston during 2017 NFL Draft		
2017	5 (181)	Traded to NY Jets during 2017 NFL Draft		

NATE ORCHARD

POSITION | DEFENSIVE LINE
SCHOOL | UTAH
HT 6-3 | **WT** 255
BORN | 1/5/93
ACQUIRED | D2 - '15
NFL EXPERIENCE | 4TH YEAR

44

TRANSACTIONS

Originally drafted by the Cleveland Browns in the second round (51st overall) of the 2015 NFL Draft.

AT A GLANCE

Amassed 25 tackles (14 solo), two sacks, one forced fumble and first career fumble recovery in 2017.

Became third Browns rookie since 1982 to record sack and INT in same game and one of only two NFL rookies to accomplish feat in 2015.

Set Utah's single-season sack record with 18.5 sacks in 2014, ranking second nationally.

Changed his last name to his guardians' last name, Orchard, in 2013.

Enjoys playing the piano, which he started playing at 12 years old.

SEASONAL REVIEWS:

2017: Contributed in all 16 contests, starting one at DE... Registered 25 tackles (14 solo), two sacks, one forced fumble and first career fumble recovery...(9/17) at Bal: Posted two solo stops, including one tackle for loss, and first career fumble recovery...(9/24) at Ind: Registered three tackles (one solo), including one sack...Dropped Jacoby Brissett for sack in fourth quarter as part of three-and-out...(12/3) at LAC: Tallied three solo tackles and one forced fumble...(12/10) vs. GB: Registered three tackles (one solo) and one sack, his fifth career.

2016: Played in first three games with one start... Totaled four tackles...(9/25) at Mia: Sustained ankle injury on final play of OT...Placed on injured reserve on Oct. 1.

2015: Played in 15 games with 11 starts...Totaled 36 tackles, three sacks, one interception, four passes defended and one forced fumble...One of three rookies with at least 3.0 sacks and one INT...(12/13) vs. SF: In 24-10 victory, amassed two sacks, first of his career...(12/27) at KC: Started at OLB, amassing two solo tackles, one sack and his first career INT...Picked off

Alex Smith in second quarter and returned it 46 yards... Sacked Smith in third quarter...Became third Browns rookie since 1982 to record sack and INT in same game (Joe Haden and L.J. Fort)...One of only two NFL rookies to accomplish feat in 2015.

COLLEGE:

Started 36 of his 50 career games at Utah...Named a first-team All-American in 2014...Awarded the Ted Hendricks Award, given to the nation's top defensive lineman, and the Morris Award, given to the Pac-12's top defensive lineman...Finished his career tied for third in school history with 25 career sacks...Totaled 10 career passes defended, eight forced fumbles and five fumble recoveries...Started all 13 games as a senior and led the nation in 2014 in sacks per game (1.46)... Finished second nationally in total sacks with 18.5, a Utah record...First-team All-American honoree and first-team All-Pac-12 honoree...Finalist for Polynesian College Football Player of the Year Award, Lombardi Award (Lineman of the Year) and Chuck Bednarick (Outstanding Defensive Player)...Ranked fifth in the country with 21 total tackles for loss...Second on the team with 84 tackles...Led the team with three forced fumbles...Played in all 12 games, starting 11 as a sophomore...Earned second-team Academic All-Pac-12 honors and All-Pac-12 honorable mention... Tallied 48 tackles, three sacks, two forced fumbles and one fumble recovery...Played in all 13 games as a true freshman...Saw action on defense and special teams... Graduated with a degree in economics.

PERSONAL:

Full name is Nathaniel Fakahafua Orchard...Born in Los Angeles...Moved to Salt Lake City, Utah to live with his brother at 11 years old...Moved in with his basketball coach, Dave Orchard, and his family at 12 years old... Later took the last name of his guardians, Dave and Katherine Orchard, in 2013...Has seven siblings...He and wife, Maegan, have two daughters.

High School: Attended Highland High School in Salt Lake City...Named Utah 4A Most Valuable Player as a wide receiver...Led Highland to a 2010 4A state championship, setting a state record with 200 yards receiving and three TDs on 10 receptions...Also finished the game with two sacks...Team captain in football and basketball...Also ran track...Second-team all-state selection for basketball.

Community Involvement: Active in the Cleveland community, volunteering for numerous football camps, hospital visits and military appreciation events... Raised funds and awareness for hungry families and malnutrition during Taste of the Browns...Personally delivered Christmas presents to Cleveland youth as a part of the Adopt-a-Family program during the holiday season.

Hobbies/Interests: Enjoys playing the piano, which he started playing at 12 years old...Favorite movie is Despicable Me and favorite TV show is Breaking Bad... Lists country and reggae as his favorite types of music and J. Cole and Bob Marley as his favorite artists.

NATE ORCHARD CAREER STATISTICS

Year	Team	GP	GS	TACKLES					Yds	INTERCEPTIONS					FUMBLES		
				Tot	Solo	Asst	Sk	As		No	Yds	Lg	TD	PD	FF	FR	Yds
2015	Cleveland	15	11	36	24	12	3.0	15.0	1	46	46	0	4	1	0	0	
2016	Cleveland	3	1	4	2	2	0.0	0.0	0	0	-	0	0	0	0	0	
2017	Cleveland	16	1	25	14	11	2.0	16.0	0	0	-	0	0	1	1	0	
NFL totals (three years)		34	13	65	40	25	5.0	31.0	1	46	46	0	4	2	1	0	

ADDITIONAL STATISTICS: Multiple-sack games - 1 (2.0, vs. SF, 12/13/20). **Career sacks** - Blaine Gabbert (2.0), Jacoby Brissett (1.0), Brett Hundley (1.0), Alex Smith (1.0). **Special-teams tackles** - None.

SINGLE-GAME HIGHS & CAREER MILESTONES: **TACKLES:** Total - 5, twice, at Bal., 10/11/15, vs. Ari., 11/1/15. **Solo** - 4, at Bal., 10/11/15. **SACKS:** 2.0, vs. SF, 12/13/20. **FUMBLES:** **Forced** - 1, twice: at Pit., 11/15/15; at LAC, 12/3/17. **Recovered** - 1, at Bal., 9/17/17. **INTERCEPTIONS:** 1, 12/27/15 at KC. **PASSES DEFENSED:** 1, four times, last; 12/27/15 at KC. **NFL debut:** vs. Ten., 9/20/15. **First NFL start:** at Bal., 10/11/15. **First NFL sack:** vs. SF, 12/13/20. **First NFL interception:** at 12/27/15 at KC.

NATE ORCHARD GAME-BY-GAME STATISTICS

2017, CLEVELAND

Date	Opp	GP	GS	Tot	So	As	Sk	Yd	Int	Yd	Lg	TD	PD	FF	FR
9/10	Pit-L	1		0	0	0	0.0	0.0	0	0	-	0	0	0	0
9/17	at Bal-L	1		2	2	0	0.0	0.0	0	0	-	0	0	0	1
9/24	at Ind-L	1		3	1	2	1.0	7.0	0	0	-	0	0	0	0
10/1	Cin-L	1		3	2	1	0.0	0.0	0	0	-	0	0	0	0
10/8	NYJ-L	1		2	1	1	0.0	0.0	0	0	-	0	0	0	0
10/15	at Hou-L	1		1	0	1	0.0	0.0	0	0	-	0	0	0	0
10/22	Ten-L	1		1	0	1	0.0	0.0	0	0	-	0	0	0	0
10/29	Min-L	1	DE	0	0	0	0.0	0.0	0	0	-	0	0	0	0
11/12	at Det-L	1		0	0	0	0.0	0.0	0	0	-	0	0	0	0
11/19	Jax-L	1		3	3	0	0.0	0.0	0	0	-	0	0	0	0
11/26	at Cin-L	1		2	0	2	0.0	0.0	0	0	-	0	0	0	0
12/3	at LAC-L	1		3	3	0	0.0	0.0	0	0	-	0	0	1	0
12/10	GB-L	1		3	1	2	1.0	9.0	0	0	-	0	0	0	0
12/17	Bal-L	1		1	0	1	0.0	0.0	0	0	-	0	0	0	0
12/24	at Chi-L	1		1	0	1	0.0	0.0	0	0	-	0	0	0	0
12/31	at Pit-L	1		0	0	0	0.0	0.0	0	0	-	0	0	0	0
2017 TOTALS		16	1	25	14	11	2.0	16.0	0	0	-	0	0	1	1

2016, CLEVELAND

Date	Opp	GP	GS	Tot	So	As	Sk	Yd	Int	Yd	Lg	TD	PD	FF	FR
9/11	at Phi-L	1		0	0	0	0.0	0.0	0	0	-	0	0	0	0
9/18	Bal-L	1		3	1	2	0.0	0.0	0	0	-	0	0	0	0
9/25	at Mia-L	1	OLB	1	1	0	0.0	0.0	0	0	-	0	0	0	0
10/2	at Was-L	***injured reserve -- ankle***													
10/9	NE-L	***inured reserve -- ankle***													
10/16	at Ten-L	***inured reserve -- ankle***													
10/23	at Cin-L	***inured reserve -- ankle***													
10/30	NYJ-L	***injured reserve -- ankle***													
11/6	Dal-L	***inured reserve -- ankle***													
11/10	at Bal-L	***inured reserve -- ankle***													
11/20	Pit-L	***inured reserve -- ankle***													
11/27	NYG-L	***injured reserve -- ankle***													
12/11	Cin-L	***inured reserve -- ankle***													
12/18	at Buf-L	***inured reserve -- ankle***													
12/24	SD-W	***inured reserve -- ankle***													
1/1	at Pit-L	***inured reserve -- ankle***													
2016 TOTALS		3	1	4	2	2	0.0	0.0	0	0	-	0	0	0	0

2015, CLEVELAND

Date	Opp	GP	GS	Tot	So	As	Sk	Yd	Int	Yd	Lg	TD	PD	FF	FR
9/13	at NYJ-L	***inactive -- back***													
9/20	Ten-W	1		0	0	0	0.0	0.0	0	0	-	0	0	0	0
9/27	Oak-L	1		1	1	0	0.0	0.0	0	0	-	0	0	0	0
10/4	at SD-L	1		1	0	1	0.0	0.0	0	0	-	0	0	0	0
10/11	at Bal-W	1	OLB	5	4	1	0.0	0.0	0	0	-	0	1	0	0
10/18	Den-L	1	OLB	3	2	1	0.0	0.0	0	0	-	0	0	0	0
10/25	at StL-L	1	OLB	2	0	2	0.0	0.0	0	0	-	0	0	0	0
11/1	Ari-L	1	OLB	5	3	2	0.0	0.0	0	0	-	0	0	0	0
11/5	at Cin-L	1	OLB	3	2	1	0.0	0.0	0	0	-	0	0	0	0
11/15	at Pit-L	1	OLB	4	3	1	0.0	0.0	0	0	-	0	1	1	0
11/30	Bal-L	1	OLB	2	1	1	0.0	0.0	0	0	-	0	0	0	0
12/6	Cin-L	1	OLB	2	2	0	0.0	0.0	0	0	-	0	1	0	0
12/13	SF-W	1		2	2	0	2.0	12.0	0	0	-	0	0	0	0
12/20	at Sea-L	1	OLB	1	0	1	0.0	0.0	0	0	-	0	0	0	0
12/27	at KC-L	1	OLB	2	2	0	1.0	3.0	1	46	46	0	1	0	0
1/3	Pit-L	1	OLB	3	2	1	0.0	0.0	0	0	-	0	0	0	0
2015 TOTALS		15	11	36	24	12	3.0	15.0	1	46	46	0	4	1	0

STAFF

PLAYERS

2017 SEASON

HISTORY

RECORDS

GAME DAY



JABRILL PEPPERS

POSITION | DEFENSIVE BACK
SCHOOL | MICHIGAN
HT 5-11 | **WT** 213
BORN | 10/4/95
ACQUIRED | 018 - 17
NFL EXPERIENCE | 2ND YEAR

22

TRANSACTIONS

Selected by the Cleveland Browns in the first round (25th overall) of the 2017 NFL Draft.

AT A GLANCE

First name pronounced juh-BRILL.

Amassed 57 tackles (44 solo), one interception, three passes defended and one fumble recovery in 13 games in 2017.

A Heisman Trophy finalist, consensus first-team All-American, the Paul Hornung Award winner and Lott IMPACT Trophy recipient in 2016.

Became first player in Big Ten history to win three individual awards in a single-season: Nagurski-Woodson Defensive Player of the Year, Butkus-Fitzgerald Linebacker of the Year and Rodgers-White Return Specialist of the Year.

Played 15 different offensive, defensive and special teams positions for the Wolverines in 2016, recording 726 snaps on defense, 154 on special teams and 53 on offense.

Credits his mother, Ivory Bryant, as the person who influenced him most, as well as his late older brother, Don Curtis, who was fatally shot at age 20 in 2010.

SEASONAL REVIEWS:

2017: Started all 13 games played at S...Amassed 57 tackles (44 solo), one interception, three passes defended and one fumble recovery...Returned 30 punts for 180 yards (6.0 avg.) and 14 kickoffs for 318 yards (22.7 avg.)...Snagged first career interception in Week 17...Served as Browns' primary punt returner and contributed as kick returner...(9/10) vs. Pit: Started at S in NFL debut, amassing four solo tackles, one pass defended and one fumble recovery...Returned three punts for 34 yards (11.3 avg.) with 25-yard long and one kickoff for 14 yards...Registered first career pass defended in fourth quarter...One of five Browns to play every defensive snap, helping limit Steelers to 35 rushing yards...12/31) at Pit: Started at S, registering

four solo tackles and one interception...Recorded first NFL interception in first quarter (Landry Jones)... Returned three kickoffs for 80 yards (26.7 avg.), as well as one punt.

COLLEGE:

Started 25 of his 27 career games played at Michigan... Totaled 123 career tackles and one interception on defense...Rushed 45 times for 268 yards and caught 10 passes for 82 yards offensively...Collected 39 punt returns for 510 yards and a touchdown while also securing 18 kickoff returns for 483 yards, averaging 26.8 yards per return...2016 consensus first-team All-American and Heisman Trophy finalist...2016 Paul Hornung Award winner as the nation's most versatile player...2016 Lott IMPACT Trophy winner...First player in Big Ten history to win three individual awards in a single season: Nagurski-Woodson Defensive Player of the Year, Butkus-Fitzgerald Linebacker of the Year and Rodgers-Dwight Return Specialist of the Year... Played 15 different offensive, defensive and special teams positions for the Wolverines in 2016, recording 726 snaps on defense, 154 on special teams and 53 on offense...Three-time All Big-Ten honoree...Collected first-team honors twice (2015-16) and honorable mention as a return specialist in 2015... 2016 Bo Schembechler Award winner, given to Michigan's team MVP...Started 12 games in 2015...Played in three games with one start in 2014...Enrolled in Michigan's college of literature, science and the arts.

PERSONAL:

Birth name is Jabrill Ahmad Peppers...First name pronounced juh-BRILL...Native of East Orange, New Jersey...Credits his mother, Ivory Bryant, as the person who influenced him most, as well as his late older brother, Don Curtis, who was fatally shot at age 20 in 2010.

High School: Attended Paramus Catholic High School in Paramus, New Jersey, where he helped his team win two New Jersey state championships in 2012-13 as a defensive back and running back...Before Paramus Catholic, attended Don Bosco Preparatory High School in Ramsey, New Jersey, where he also helped earn two New Jersey state championships in 2010-11 as a starting defensive back...Named 2013 All-USA Defensive Player of the Year by USA TODAY and was selected to the All-USA High School Football first-team...Participated in the 2014 Under Armour All-America game and was named a captain for Team Nitro...A track standout, broke the New Jersey state record in the 200-meter dash as a junior, running a 20.79...Earned two state

titles in the 100-meter and 200-meter dash and added state championships in the 4x400-meter relay and 4x100-meter relay.

Hobbies/Interests: Writes poetry and his own music... Interested in sports broadcasting work following his football career...Enjoys watching movies, citing Love & Basketball as his favorite film.

Community Involvement: Volunteered at youth football camps and took part in high school football field ground breakings throughout Cleveland...Participated in the Browns' Golf Tournament Dawg Pound Games.

JABRILL PEPPERS CAREER STATISTICS

Year	Team	TACKLES							INTERCEPTIONS					FUMBLES		
		GP	GS	Tot	Solo	Asst	Sk	Yds	No	Yds	Lg	TD	PD	FF	FR	Yds
2017	Cleveland	13	13	57	44	13	0.0	0.0	1	0	0	0	3	0	1	0

Year	Team	KICKOFF RETURNS					PUNT RETURNS					
		No	Yds	Avg	Lg	TD	No	FC	Yds	Avg	Lg	TD
2017	Cleveland	14	318	22.7	35	0	30	15	180	6.0	25	0

ADDITIONAL STATISTICS: Interceptions - 1. Sacks - None. **Special-teams tackles** - 1 in 2017; NFL Total: 1.
SINGLE-GAME HIGHS & CAREER MILESTONES: TACKLES: Total - 7, twice; at Cin., 11/26/17, vs. Bal., 12/17/17. Solo - 5, twice; at Bal., 9/17/17, vs. Bal., 12/17/17. INTERCEPTIONS: 1, at Pit., 12/31/17. Yards - 0. Long - 0. TDs - None. FUMBLES: Forced - 0. Recovered - 1, vs. Pit., 9/10/17. PASSES DEFENSED: 1, three times; last: at Pit., 12/31/17. SACKS: 0. NFL debut: vs. Pit., 9/10/17. First NFL start: vs. Pit. 9/10/17. First NFL interception: at Pit., 12/31/17. Last NFL interception: at Pit., 12/31/17.

JABRILL PEPPERS GAME-BY-GAME STATISTICS

2017, CLEVELAND

Date	Opp	GP	GS	Tot	So	As	Sk	Yd	Int	Yd	Lg	TD	PD	FF	FR
9/10	Pit-L	1	S	4	4	0	0.0	0.0	0	0	-	0	1	0	1
9/17	at Bal-L	1	S	5	5	0	0.0	0.0	0	0	-	0	0	0	0
9/24	at Ind-L	1	S	5	4	1	0.0	0.0	0	0	-	0	0	0	0
10/1	Cin-L	1	S	4	2	2	0.0	0.0	0	0	-	0	0	0	0
10/8	NYJ-L	1	S	3	1	2	0.0	0.0	0	0	-	0	0	0	0
10/15	at Hou-L	1	S	5	4	1	0.0	0.0	0	0	-	0	0	0	0
10/22	Ten-L	***inactive -- toe***													
10/29	Min-L	***inactive -- toe***													
11/12	at Det-L	1	S	4	4	0	0.0	0.0	0	0	-	0	0	0	0
11/19	Jax-L	1	S	2	0	2	0.0	0.0	0	0	-	0	1	0	0
11/26	at Cin-L	1	S	7	4	3	0.0	0.0	0	0	-	0	0	0	0
12/3	at LAC-L	1	S	4	4	0	0.0	0.0	0	0	-	0	0	0	0
12/10	GB-L	***inactive -- knee***													
12/17	Bal-L	1	S	7	5	2	0.0	0.0	0	0	-	0	0	0	0
12/24	at Chi-L	1	S	3	3	0	0.0	0.0	0	0	-	0	0	0	0
12/31	at Pit-L	1	S	4	4	0	0.0	0.0	1	0	0	0	1	0	0
2017 TOTALS		13	13	57	44	13	0.0	0.0	1	0	0	0	3	0	1



DAMARIUS RANDALL

POSITION | DEFENSIVE BACK
SCHOOL | ARIZONA STATE
HT 5-11 | **WT** 196
BORN | 8/29/92
ACQUIRED | TR. (GB) - '18
NFL EXPERIENCE | 4TH YEAR

23

TRANSACTIONS

Selected by the Green Bay Packers in the first round (30th overall) of the 2015 NFL Draft...Traded to the Cleveland Browns on March 14, 2018.

AT A GLANCE

Played in 14 games with 12 starts in 2017, posting 47 tackles, nine pass breakups and one fumble recovery.

Recorded a team-leading and career-high four interceptions for 35 return yards, including one for a touchdown, last season.

Since entering the league in 2015, has notched 140 tackles, 10 interceptions for 173 return yards, two touchdowns, 32 passes defended and one fumble recovery in 39 games played (30 starts).

Has posted at least three interceptions in his first three NFL seasons (2015, 3; 2016, 3; 2017, 4), making him one of only six players in Packers history (since 1940) to do so.

Brothers, Patrick Norris and Porter Washington, played minor league baseball for the Kansas City Royals and Cincinnati Reds, respectively.

CAREER HIGHLIGHTS:

Named the NFL's Defensive Rookie of the Month (November) in 2015.

SEASONAL REVIEWS:

2017: Saw action in 14 games with 12 starts, registering 47 tackles, nine pass defenses, one fumble recovery and a career-high four interceptions for 35 return yards, including one for a touchdown...His four picks were also team leading and marked the third consecutive season in which he's recorded at least three interceptions... (10/8) at Dal.: Registered a tackle, a pass defended and an interception return for a touchdown (21 yards)... The pick-six marked the second of his career and the first by a Packer since he returned one 41 yards in 2015...(10/15) at Min.: Posted five tackles, a pass breakup and his second interception of the season... The game marked the second time in his career he's

recorded interceptions in back-to-back games...(10/22) vs. NO: Totaled two tackles, a pass defended and his third consecutive game with an interception...Became the first packer to record an interception in three consecutive games since 2012...(11/6) vs. Det.: Notched four tackles and his first career fumble recovery, marking his fourth straight game with a takeaway...(11/26) at Pit.: Totaled five tackles, a season-high two pass breakups and his fourth interception of the year... The interception marked a career high, while his two passes defended tied a career high.

2016: Played in 10 games with nine starts and posted 37 tackles, nine pass breakups and three interceptions for a career-high 91 return yards...(9/25) vs. Det.: Recorded two tackles, a pass defended and his first interception of the season, which he returned for 44 yards...(12/11) vs. Sea.: Notched five tackles and recorded a career-high two interceptions returned for a combined 47 yards...(1/8) vs. NYG: Posted five tackles and a postseason career highs in interceptions (one) and pass breakups (three) in the NFC Wild Card Game... Returned his pick 78 yards, the second-longest return in Packers postseason history...Marked his second consecutive playoff game with an interception, the second-longest streak in Packers postseason history...(1/15) at Dal.: Recorded six tackles, his largest mark of the 2016 postseason.

2015: Started nine of 15 games in his debut NFL season... Posted career highs in tackles (56), passes defended (14) and interceptions returned for touchdowns (1)... Added three picks on the year, tied for the second-best mark among rookies...His 14 pass breakups were a team best, while his three interceptions tied for the team lead on the season...Named the NFL's Defensive Rookie of the Month (November), one of only two defensive backs in Packers history to win the award...(9/13) at Chi.: Made his NFL debut, recording one tackle and a career high two passes defended...(10/11) vs. Stl.: Made his first career start, totaling three tackles...(10/18) vs. SD: Set a career high with seven tackles...Tied his career high of two pass breakups...(11/1) at Den.: Tied his career-high seven tackles mark, to go along with a pass defended and his first career interception...(11/8) at Car.: Recorded five tackles and his second pick, which he returned four yards...Became the first time in his career he's intercepted a pass in consecutive games...(12/20) at Oak.: Tied his career-high mark of seven tackles for the third time on the year, as well as intercepting his first pass...Returned his interception 43 yards for his first career touchdown...(1/10) at Was.: Made his postseason debut, racking up a career-high eight tackles and a pass defense in the NFC Wild Card

Game...(1/16) at Ari.: Made three tackles and intercepted his first career pass in the postseason.

COLLEGE:

Competed in football at Arizona State from 2013-14, Mesa Community College in 2012 and in baseball at Butler Community College (Kan.) in 2010...Played in 25 games at Arizona State, tallying 177 tackles, 18 pass breakups, four forced fumbles, a fumble recovery and a sack...Also picked off six passes for 179 return yards and two touchdowns...As a senior in 2014, started all 13 games, totaling 106 tackles, 12 passes defended, two forced fumbles a fumble recovery and a sack... Added three interceptions for 89 return yards and a score...Earned Pac-12 Defensive Player of the Week after playing Stanford, when he had seven tackles, a sack, a forced fumble, a fumble recovery and a pass breakup...Named to Phil Steele's All-Pac-12 First Team, Sports Illustrated All-American (HM) and All-Pac-12 First Team...As a redshirt junior in 2013, saw action in 12 games, registering 71 tackles, six pass breakups, two forced fumbles and three interceptions for 90 return yards and a touchdown...Earned Pac-12 Defensive Player of the Week honors after leading the Sun Devils past Arizona with 13 tackles, a forced fumble and a pick-six...

Double majored in business and communications with a psychology minor.

PERSONAL:

Given name is Damarious Wayne Randall...Born in Pensacola, Fla...Brother, Patrick Norris, was selected by the Kansas City Royals in the 16th round of the 2007 MLB Draft...Another brother, Porter Washington, played in the Cincinnati Reds' minor league system in 1999.

High School: Attended Pensacola High School (Pensacola, Fla.)...Played cornerback, free safety, wide receiver and returned punts and kickoffs...Earned all-state recognition following his senior season and all-conference recognition following his junior and senior seasons...Also participated in baseball and track and field.

Community Involvement: Visited hospitalized children while in college.

Hobbies/Interests: Lists playing video games in his spare time as his favorite hobby.

DAMARIOUS RANDALL CAREER STATISTICS

Year	Team	TACKLES						INTERCEPTIONS					FUMBLES			
		GP	GS	Tot	Solo	Asst	Sk	Yds	No	Yds	Lg	TD	PD	FF	FR	Yds
2015	Green Bay	15	9	58	53	5	0.0	0.0	3	47	43	1	14	0	0	0
2016	Green Bay	10	9	39	35	4	0.0	0.0	3	91	44	0	9	0	0	0
2017	Green Bay	14	12	47	38	9	0.0	0.0	4	35	21	1	9	0	1	0
NFL totals (three years)		39	30	144	126	18	0.0	0.0	10	173	44	1	32	0	1	0

ADDITIONAL STATISTICS: Interceptions - 12. Sacks - None. Special teams tackles - 2 in 2015, 2 in 2016; NFL Total: 4. **SINGLE-GAME HIGHS & CAREER MILESTONES:** TACKLES: Total - 8, at Was., 1/10/16. Solo - 7, vs. SD, 10/18/15. INTERCEPTIONS: 2, vs. Sea., 12/11/16. Yards - 78, vs. NYG, 1/8/17. Long - 78, vs. NYG, 1/8/17. TDs - 1, twice; at Oak, 12/20/15, at Dal., 10/8/17. FUMBLES: Forced - None. Recovered - 1, vs. Det., 1/6/17. PASSES DEFENSED: 3, vs. NYG, 1/8/17. SACKS: None. NFL debut: at Chi., 9/13/15. First NFL start: vs. St.L., 10/11/15. First NFL interception: at Den., 11/1/15. Last NFL interception: at Pit., 11/26/17.

DAMARIOUS RANDALL GAME-BY-GAME STATISTICS

2017, GREEN BAY

Date	Opp	GP	GS	Tot	So	As	Sk	Yd	Int	Yd	Lg	TD	PD	FF	FR
9/10	Sea-W	1	DB	6	6	0	0.0	0.0	0	0	-	0	1	0	0
9/17	at Atl-L	1	DB	3	3	0	0.0	0.0	0	0	-	0	0	0	0
9/24	Cin-W	1	DB	4	3	1	0.0	0.0	0	0	-	0	0	0	0
9/28	Chi-W	1	DB	5	3	2	0.0	0.0	0	0	-	0	0	0	0
10/8	at Dal-W	1		1	1	0	0.0	0.0	1	21	21	1	1	0	0
10/15	at Min-L	1	DB	3	3	0	0.0	0.0	1	14	14	0	1	0	0
10/22	NO-L	1		3	2	1	0.0	0.0	1	0	0	0	1	0	0
11/6	Det-L	1	DB	4	3	1	0.0	0.0	0	0	-	0	0	0	1
11/12	at Chi-W	1	DB	3	3	0	0.0	0.0	0	0	-	0	0	0	0
11/19	Bal-L	1	DB	2	2	0	0.0	0.0	0	0	-	0	0	0	0
11/26	at Pit-L	1	DB	5	1	4	0.0	0.0	1	0	0	0	2	0	0
12/3	TB-W	1	DB	2	2	0	0.0	0.0	0	0	-	0	1	0	0
12/10	at Cle-W	1	DB	2	2	0	0.0	0.0	0	0	-	0	1	0	0
12/17	at Car-L	1	DB	4	4	0	0.0	0.0	0	0	-	0	1	0	0
12/23	Min-L														
12/31	at Det-L														
2017 TOTALS		14	12	53	48	5	0.0	0.0	4	40	40	0	9	0	1

inactive -- knee

inactive -- knee

STAFF

PLAYERS

2017 SEASON

HISTORY

RECORDS

GAME DAY

2016, GREEN BAY

Date	Opp	GP	GS	Tot	So	As	Sk	Yd	Int	Yd	Lg	TD	PD	FF	FR	
9/11	at Jax-W	1	DB	6	6	0	0.0	0.0	0	0	-	2	0	0	0	
9/18	at Min-L	1	DB	5	5	0	0.0	0.0	0	0	-	0	0	0	0	
9/25	Det-W	1	DB	2	2	0	0.0	0.0	1	44	44	1	0	0	0	
10/9	NYG-W						***inactive -- groin***									
10/16	Dal-L	1	DB	2	2	0	0.0	0.0	0	0	-	0	0	0	0	
10/20	Chi-W						***inactive -- groin***									
10/30	at Atl-L						***inactive -- groin***									
11/6	Ind-L						***inactive -- groin***									
11/13	at Ten-L						***inactive -- groin***									
11/20	at Was-L						***inactive -- groin***									
11/28	at Phi-W	1	DB	6	6	0	0.0	0.0	0	0	-	0	1	0	0	
12/4	Hou-W	1	DB	2	1	1	0.0	0.0	0	0	-	0	0	0	0	
12/11	Sea-W	1	DB	5	3	2	0.0	0.0	2	47	26	0	2	0	0	
12/18	at Chi-W	1	DB	1	1	0	0.0	0.0	0	0	-	0	1	0	0	
12/24	Min-W	1		4	4	0	0.0	0.0	0	0	-	0	2	0	0	
1/1	at Det-W	1	DB	6	5	1	0.0	0.0	0	0	-	0	0	0	0	
2016 TOTALS		10	9	39	35	4	0.0	0.0	3	91	44	0	9	0	0	
1/8/17	NYG-W1	1	DB	5	5	0	0.0	0.0	1	78	78	0	3	0	0	
1/15/17	at Dal-W2	1	DB	6	5	1	0.0	0.0	0	0	-	0	0	0	0	
1/22/17	at Atl-L3	1	DB	1	1	0	0.0	0.0	0	0	-	0	0	0	0	

1-NFC Wild Card; 2-NFC Divisional Playoff; 3-NFC Championship

2015, GREEN BAY

Date	Opp	GP	GS	Tot	So	As	Sk	Yd	Int	Yd	Lg	TD	PD	FF	FR	
9/13	at Chi-W	1		1	1	0	0.0	0.0	0	0	-	0	2	0	0	
9/20	Sea-W	1		0	0	0	0.0	0.0	0	0	-	0	1	0	0	
9/28	KC-W	1		3	2	1	0.0	0.0	0	0	-	0	1	0	0	
10/4	at SF-W	1		4	3	1	0.0	0.0	0	0	-	0	1	0	0	
10/11	StL-W	1	DB	4	4	0	0.0	0.0	0	0	-	0	0	0	0	
10/18	SD-W	1	DB	7	7	0	0.0	0.0	0	0	-	0	2	0	0	
11/1	at Den-L	1		7	6	1	0.0	0.0	1	0	0	0	1	0	0	
11/8	at Car-L	1	DB	5	5	0	0.0	0.0	1	4	4	0	2	0	0	
11/15	Det-L	1	DB	4	4	0	0.0	0.0	0	0	-	0	1	0	0	
11/22	at Min-W	1	DB	7	6	1	0.0	0.0	0	0	-	0	1	0	0	
11/26	Chi-L	1	DB	2	2	0	0.0	0.0	0	0	-	0	0	0	0	
12/3	at Det-W						***inactive -- knee/hamstring***									
12/13	Dal-W	1	DB	0	0	0	0.0	0.0	0	0	-	0	1	0	0	
12/20	at Oak-W	1	DB	7	6	1	0.0	0.0	1	43	43	1	1	0	0	
12/27	at Ari-L	1	DB	4	4	0	0.0	0.0	0	0	-	0	0	0	0	
1/3	Min-L	1		3	3	0	0.0	0.0	0	0	-	0	0	0	0	
2015 TOTALS		15	9	58	53	5	0.0	0.0	3	47	43	1	14	0	0	
1/10/16	at Was-W1	1	DB	8	4	4	0.0	0.0	0	0	-	0	1	0	0	
1/16/16	at Ari-L2	1	DB	3	3	0	0.0	0.0	1	0	0	0	1	0	0	

1-NFC Wild Card; 2-NFC Divisional Playoff



AUSTIN REITER

POSITION | OFFENSIVE LINE
SCHOOL | SOUTH FLORIDA
HT 6-3 | **WT** 300
BORN | 11/27/91
ACQUIRED | FA - '16
NFL EXPERIENCE | 3RD YEAR

62

TRANSACTIONS

Originally selected by the Washington Redskins in the seventh round (222nd overall) of the 2015 NFL Draft... Waived by the Redskins on Sept. 5, 2015...Signed to the Redskins' practice squad on Sept. 29, 2015...Signed by the Redskins on Jan. 11, 2016...Waived by the Redskins on Sept. 13, 2016...Signed to the Redskins' practice squad on Sept. 15, 2016...Signed to the Cleveland Browns' active roster on Sept. 20, 2016.

AT A GLANCE

Contributed on FG protect in all 16 games in 2017, while contributing as an extra OL in four games.

Father, Richard, played offensive line for the Los Angeles Rams.

Self-proclaimed handy-man, noting the ability to fix just about anything.

SEASONAL REVIEWS:

2017: Contributed on FG protect in all 16 games, as well as contributed as extra OL in four games...(12/10) vs. GB: Played on offense as extra lineman (eligible)... Helped Browns rush for 136 yards on 27 attempts (5.0 avg.).

2016: Started one game at C...Helped Browns finish second in NFL with 4.89 rush avg., highest by Cleveland since 1966...Inactive for Week 1 and spent Week 2 on Washington's practice squad before being signed by the Browns...(10/2) at Was.: Started at C in NFL debut... Helped team rush for 163 yards...Sustained knee injury

in fourth quarter and did not return...Placed on injured reserve on Oct. 10.

2015: Spent the season on the Redskins' practice squad.

COLLEGE:

Played 46 games with 36 starts at South Florida... Started all 12 games at center as a senior in 2014, earning team's Offensive Lineman Award and Tough Man Award...Started 12 games as a junior in 2013... Started 12 games as a sophomore in 2012...Earned two bachelor's degrees in communications and public health, respectively.

PERSONAL:

Born Austin Joseph Reiter...Native of Bradenton, Fla... Father, Richard, played offensive line for the Los Angeles Rams...Uncle, T.J. Poelking, played football at the University of Louisville.

High School: Attended Lakewood Ranch High School in Bradenton, Fla.

Community Involvement: Participated in Joe Thomas' 'Shop with a Pro' event and the Browns' Golf Tournament Dawg Pound Games...Also donated turkeys to the Greater Cleveland Food Bank at Thanksgiving...Worked with elementary school students to promote PLAY 60 initiatives...Assembled care packages for domestic violence victims in collaboration with Fear 2 Freedom in the Washington D.C. area.

Hobbies/Interests: Self-proclaimed handy-man, noting the ability to fix just about anything...Fan of all Quentin Tarantino films...Lists Pulp Fiction as his favorite.

AUSTIN REITER CAREER STATISTICS

Year	Team	GP	GS
2016	Cleveland	1	1
2017	Cleveland	16	0
NFL totals (two years)		17	1

CAREER MILESTONES: NFL debut: at Was., 10/2/16. First NFL start: at Was., 10/2/16.



DENZEL RICE

POSITION | DEFENSIVE BACK
SCHOOL | COASTAL CAROLINA
HT 6-0 | **WT** 185
BORN | 3/31/93
ACQUIRED | FA -1B
NFL EXPERIENCE | 2ND YEAR

37

TRANSACTIONS

Originally signed by the Philadelphia Eagles as an undrafted free agent on May 2, 2015...Waived by the Eagles on Aug. 28, 2016...Signed to the Houston Texans' practice squad on Oct. 19, 2016...Elevated to the Texans' active roster on Dec. 10, 2016...Waived by the Texans on Sept. 8, 2017...Signed to the Indianapolis Colts' practice squad on Nov. 6, 2017...Released from the Colts' practice squad on Jan. 8, 2018...Signed by the Cleveland Browns on Jan. 31, 2018.

AT A GLANCE

Was only undrafted free agent to make the Eagles' 53-man roster in 2015.

Two-time All-Big South Conference selection at defensive back.

Led the state of North Carolina with 12 interceptions as a senior in high school in 2010.

SEASONAL REVIEWS:

2017: Spent final eight weeks of the season on the Colts' practice squad...Spent training camp with the Texans.

2016: Appeared in three games with the Texans...Recorded nine tackles (six solo)...Spent seven weeks

on the Texans' practice squad...Contributed on special teams against New England in the AFC Divisional round.

2015: Played in four games with the Eagles...Was the only Eagles' undrafted rookie to make the 53-man roster.

COLLEGE:

Appeared in 50 games with 30 starts over four years at Coastal Carolina...Named two-time All-Big South Conference...Named team captain as a senior in 2014...Recorded 41 tackles and 10 pass breakups as a senior...Started all 15 games as a junior in 2013...Named second-team All-Big South after setting career highs with 61 tackles and 12 passes defended...Notched three tackles in 10 games as a sophomore in 2012...Appeared in 11 games with one start as a true freshman in 2011.

PERSONAL:

Native of Winston-Salem, N.C...Son of Russell Rice and Evette Davenport...Eldest of five children...Has two younger brothers and sisters.

High School: Attended Jacket Integrated Academy at Carver High School in Salem, N.C...Led the state of North Carolina as a senior with 12 interceptions...Named first-team 2A All-State honors from the Associated Press and NCPreps.com...Honor roll student.

Community Involvement: Works with children at the local YMCA in his hometown in the offseason.

DENZEL RICE CAREER STATISTICS

Year	Team	TACKLES						INTERCEPTIONS					FUMBLES				
		GP	GS	Tot	Solo	Asst	Sk	Yds	No	Yds	Lg	TD	PD	FF	FR	Yds	
2015	Philadelphia	4	0	0	0	0	0.0	0.0	0	0	-	0	0	0	0	0	0
2016	Houston	3	0	9	6	3	0.0	0.0	0	0	-	0	0	0	0	0	0
2017	Indianapolis	0	0	0	0	0	0.0	0.0	0	0	-	0	0	0	0	0	0
NFL totals (three years)		7	0	9	6	3	0.0	0.0	0	0	-	0	0	0	0	0	0

ADDITIONAL STATISTICS: Interceptions - None. Sacks - None. Special teams tackles - None. Misc. tackles - None.

SINGLE-GAME HIGHS & CAREER MILESTONES: TACKLES: Total - 9, at Ten., 1/1/17. Solo - 6, at Ten., 1/1/17. INTERCEPTIONS: None. Yards - 0. Long - 0. TDs - 0. FUMBLES: Forced - None. Recovered - None. PASSES DEFENSED: 0. SACKS: 0. NFL debut: at NYJ, 9/27/15.

DENZEL RICE GAME-BY-GAME STATISTICS

2017, INDIANAPOLIS

Date	Opp	GP	GS	Tot	So	As	Sk	Yd	Int	Yd	Lg	TD	PD	FF	FR
11/12	Pit-L														
11/26	Ten-L														
12/3	at Jax-L														
12/10	at Buf-L														
12/14	Den-L														
12/23	at Bal-L														
12/31	Hou-W														
2017 TOTALS		0	0	0	0	0	0.0	0.0	0	0	-	0	0	0	0

2016, HOUSTON

Date	Opp	GP	GS	Tot	So	As	Sk	Yd	Int	Yd	Lg	TD	PD	FF	FR
10/34	at Atl-L														
10/30	Ind-L														
11/13	at Ten-L														
11/21	at Was-L														
11/27	at Phi-W														
12/4	Hou-W														
12/11	Sea-W	1	0	0	0	0	0.0	0.0	0	0	-	0	0	0	0
12/18	at Chi-W	1	0	0	0	0	0.0	0.0	0	0	-	0	0	0	0
12/24	Min-W														
1/1	at Det-W	1	9	6	3	0.0	0.0	0	0	0	-	0	0	0	0
2016 TOTALS		3	0	9	6	3	0.0	0.0	0	0	-	0	0	0	0
1/7/17	at Dal-W														
1/14/17	at Atl-L	1	0	0	0	0.0	0.0	0	0	0	-	0	0	0	0

1-NFC Wild Card; 2: NFC Divisional Playoff

2015, PHILADELPHIA

Date	Opp	GP	GS	Tot	So	As	Sk	Yd	Int	Yd	Lg	TD	PD	FF	FR
9/14	at Atl-L														
9/20	Dal-L														
9/27	at NYJ-W	1	0	0	0	0	0.0	0.0	0	0	-	0	0	0	0
10/4	at Was-L	1	0	0	0	0	0.0	0.0	0	0	-	0	0	0	0
10/11	NO-W														
10/19	NYG-W														
10/25	at Car-L														
11/8	at Dal-W														
11/15	Mia-L	1	0	0	0	0	0.0	0.0	0	0	-	0	0	0	0
11/22	TB-L														
11/26	at Det-L														
12/6	at NE-W														
12/13	Buf-W														
12/20	Ari-L														
12/26	Was-L														
1/3	at NYG-W	1	0	0	0	0	0.0	0.0	0	0	-	0	0	0	0
2015 TOTALS		4	0	0	0	0	0.0	0.0	0	0	-	0	0	0	0



GREG ROBINSON

POSITION | OFFENSIVE LINE
SCHOOL | AUBURN
HT 6-5 | **WT** 330
BORN | 10/21/92
ACQUIRED | FA - '18
NFL EXPERIENCE | 5TH YEAR

78

TRANSACTIONS

Selected by the St. Louis Rams in the first round (second overall) of the 2014 NFL Draft...Traded to the Detroit Lions on June 15, 2017...Signed by the Cleveland Browns as a free agent on June 19, 2018.

AT A GLANCE

Started the first six contests for the Lions in 2017 before being placed on injured reserve.

Played in 52 career games with 48 starts since being selected second overall in the 2014 NFL Draft.

Was a member of the same 2014 St. Louis Rams draft class as current Browns teammate E.J. Gaines.

SEASONAL REVIEWS:

2017: Started the first six games of the 2017 season for the Lions at left tackle before being placed on injured reserve...(9/10) vs. Ariz.: Part of an offensive line that helped QB Matthew Stafford throw for 292 yards and four touchdowns...(9/18) at NYG: Helped the Lions rush for 138 yards.

2016: Started 14 of 14 games at left tackle for the Rams.

2015: Started every game of the season for the first time in his career...Part of a Rams offense that finished seventh in the NFL in rushing yards (1,956), sixth in rushing touchdowns (16) and sixth in yards per carry (4.6)...(10/2) at Ariz.: Helped block for RB Todd Gurley's first career 100-yard rushing game (12/13) vs. Det.: Helped the Rams rush for 203 yards.

2014: Played in all 16 games with 12 starts as a rookie...Saw action as both a guard and tackle...(10/13) vs. S.F.: Started his first career game.

COLLEGE:

Started all 26 games he appeared in as a left tackle at Auburn...Helped the offense rush for 64 touchdowns in his last two seasons (2012-13)...As a redshirt sophomore in 2013, started every game and earned second team All-America and Associated Press first team all-conference honors...Started as a left tackle in 11 games as a redshirt freshman in 2012...Redshirted in 2011...Majored in public administration.

PERSONAL:

Native of Thibodaux, La...Son of the late Greg Blackledge and Rhonda Robinson.

High School: Attended Thibodaux High School (Thibodaux, La.)...Named to the Orlando Sentinel's All-Southern Team as a first team selection from Louisiana...Two-time all-state lineman...Competed as a defensive tackle until his junior year before converting to offensive guard.

GREG ROBINSON CAREER STATISTICS

Year	Team	GP	GS
2014	St. Louis	16	12
2015	St. Louis	16	16
2016	Los Angeles	14	14
2017	Detroit	6	6
NFL totals (four years)		52	48

ADDITIONAL STATISTICS: Misc. fumble recoveries - 1 in 2014, 1 in 2016, 1 in 2017; NFL total: 3.

CAREER MILESTONES: NFL debut: vs. Min., 9/7/14. First NFL start: vs. SF, 10/13/14.

VICTOR SALAKO



POSITION | OFFENSIVE LINE
SCHOOL | OKLAHOMA STATE
HT 6-6 | **WT** 316
BORN | 11/4/93
ACQUIRED | FA - '17
NFL EXPERIENCE | 2ND YEAR

68

TRANSACTIONS

Originally signed by the Philadelphia Eagles as an undrafted free agent on May 15, 2017...Waived by the Eagles on Sept. 1, 2017...Signed to the Eagles' practice squad on Sept. 12, 2017...Waived from the Eagles' practice squad on Sept. 18, 2017...Signed to the Cleveland Browns' practice squad on Oct. 25, 2017...Signed by the Browns on Jan. 1, 2018.

AT A GLANCE

Spent the final 10 weeks of the 2017 season on the Browns' practice squad.

Started every game at left tackle for Oklahoma State as a junior and senior, helping lead one of the most prolific offenses in the Big 12 conference.

Played defensive line in high school before switching to offensive line his senior season.

COLLEGE:

Appeared in 19 games over two seasons at Oklahoma State...Started at left tackle as both a senior and junior...Appeared in 24 games with 23 starts in two seasons at the University of Alabama-Birmingham as a freshman and sophomore...Transferred from UAB to Oklahoma State after UAB's football program was dissolved following the 2014 season.

PERSONAL:

Native of Huntsville, Ala.

High School: Attended Grissom High School in Huntsville, Ala...Played defensive line as a sophomore and junior before transitioning to offensive line as a senior...Recorded 11 pancake blocks and did not allow a sack as a senior...Accumulated 58 tackles, four sacks, three forced fumbles and two fumble recoveries as a junior.

Community Involvement: Participated in Joe Thomas' 'Shop with a Pro' event and Christian Kirksey's Winter Kirkoland Holiday Event for kids in Cleveland.

SEASONAL REVIEWS:

2017: Spent training camp with the Eagles...Spent one week on Philadelphia's practice squad and 10 weeks on the Browns' practice squad.

VICTOR SALAKO CAREER STATISTICS

Year	Team	GP	GS
2017	Philadelphia	0	0
NFL totals (one year)		0	0



JOE SCHOBERT

POSITION | LINEBACKER
SCHOOL | WISCONSIN
HT 6-1 | **WT** 245
BORN | 11/6/93
ACQUIRED | D4A - 16
NFL EXPERIENCE | 3RD YEAR

53

PRO BOWL SELECTIONS (ONE): 2017



TRANSACTIONS

Selected by the Cleveland Browns in the fourth round (99th overall) of the 2016 NFL Draft.

AT A GLANCE

Last name pronounced *SHOW-bert*.

Finished tied for NFL lead with 144 tackles, according to NFL.com.

Played every defensive snap joining LB Christian Kirksey and NY Jets LB Demario Davis as the only players to do so for their teams in 2017.

Earned a spot at Wisconsin in 2012 as a walk-on after receiving no scholarship offers from any colleges.

Earned All-America honors in 2015, along with being named the Butkus-Fitzgerald Big Ten Linebacker of the Year and the Jimmy Demetral Team MVP in 2015.

Prides himself on his dunking ability and won the 2012 Wisconsin Football Coaches Association All-Star game dunk contest after a between-the-legs throw down.

CAREER HIGHLIGHTS:

Tied for first in the NFL with 144 tackles in 2017...One of three NFL players to play every defensive snap for his team in 2017... Selected to his first career Pro Bowl in 2017.

SEASONAL REVIEWS:

2017: Selected to Pro Bowl...Finished tied for NFL lead with 144 tackles, according to NFL.com...Played every defensive snap this season, joining Kirksey and NY Jets LB Demario Davis as only players to do so for their teams this season...In his 16 starts at MIKE, tallied career bests with three sacks, one interception, four passes defended and team-best three forced fumbles... (9/10) vs. Pit: Started at MIKE, tallying career-best and

team-high nine tackles (career-high four solo)...One of five Browns to play every defensive snap, helping limit Steelers to 35 rushing yards...(10/29) vs. Min (London): Started at MIKE, posting game-best and tying a career high with 12 tackles (11 solo), one interception and one forced fumble...Recorded first career interception (Case Keenum) on game's opening drive to set up Browns TD...Played every defensive snap...(11/12) at Det: Started at MIKE, recording six tackles (five solo) and one sack...Sacked Matthew Stafford in fourth quarter... Played every defensive snap...(11/19) vs. Jax: Started at MIKE, amassing 11 tackles (five solo) and one forced fumble...Played every defensive snap...(12/3) at LAC: Started at MIKE, amassing 12 tackles (seven solo), one sack and one forced fumble...Caused sack-fumble on Philip Rivers late in second quarter...Played every defensive snap.

2016: Led team with 14 special teams tackles...Played in all 16 games with four starts...Totaled 16 tackles, one half-sack and one pass defended...(10/30) vs. NYJ: Split sack on Ryan Fitzpatrick with Danny Shelton in first quarter, earning first half-sack of career.

COLLEGE:

Played in 45 career games at Wisconsin with 28 starts... Amassed 172 tackles, 13.5 sacks and seven forced fumbles...Earned All-America honors in 2015, along with being named the Butkus-Fitzgerald Big Ten Linebacker of the Year and the Jimmy Demetral Team MVP...Started all 13 games as a senior captain, totaling 79 tackles, 9.5 sacks and five forced fumbles...Started all 14 games as a junior, recording 69 tackles, seven pass defended, two forced fumbles, and one fumble recovery...Played in all 13 games, making one start...Tallied 24 tackles, three passes defended and one sack...Played in five games as a freshman in 2012...Majored in forest science.

PERSONAL:

Given name is Joseph Robert Schobert...Last name pronounced *SHOW-bert*...Native of Cudahy, Wis...Earned a spot at Wisconsin in 2012 as a walk-on after receiving no scholarship offers from any colleges...Can juggle and prides himself on his elaborate dunking ability.

High School: Attended Waukesha West High School in Waukesha, Wis...Two-time captain...Earned all-state and all-region recognition as a senior, while being

named county and conference player of the year...Set the state championship rushing record as a junior, earning all-state, all-region and all-conference honors at running back and safety...Also lettered in basketball, baseball and track...Two-time all-conference selection for basketball...Placed third in the state in high jump as a senior.

Community Involvement: Volunteered for a number of First and Ten Tuesday events including multiple visits

to University Hospitals and volunteering at the Greater Cleveland Food Bank at Thanksgiving...Participated in the Browns' Golf Tournament Dawg Pound Games.

Hobbies/Interests: Enjoys reading, fishing and golfing... Lists the Harry Potter series as his favorite books... Cites alternative as his favorite type of music and One Republic as his favorite band...Favorite movie is Captain America: Civil War and favorite TV shows are Parks and Recreation and The Office.

JOE SCHOBERT CAREER STATISTICS

Year	Team	TACKLES							INTERCEPTIONS					FUMBLES		
		GP	GS	Tot	Solo	Asst	Sk	Yds	No	Yds	Lg	TD	PD	FF	FR	Yds
2016	Cleveland	16	4	16	11	5	0.5	3.0	0	0	-	0	1	0	0	0
2017	Cleveland	16	16	142	86	56	3.0	18.0	1	8	8	0	4	3	0	0
NFL Totals (two years)		32	20	158	97	61	3.5	21.0	1	8	8	0	5	3	0	0

ADDITIONAL STATISTICS: Career sacks - Philip Rivers (1.0), Matt Stafford (1.0), Jacoby Brissett (0.5), Ryan Fitzpatrick (0.5), Mitchell Trubisky (0.5). Career interceptions - Case Keenum (1). Special teams tackles - 14 in 2016; 1 in 2016; 1 in 2017; NFL totals: 16.

SINGLE-GAME HIGHS & CAREER MILESTONES: TACKLES: Total - 13, at Cin., 11/26/17. Solo - 11, vs. Min. (London), 10/29/17. SACKS: 1, twice: at Det., 11/12/17; at LAC, 12/3/17. FUMBLES: Forced - 1, three times; last: at LAC, 12/3/17. Recovered - None. PASSES DEFENSED: 1, five times; last: at Pit., 12/31/17. NFL debut: at Phi., 9/11/16. First NFL start: at Bal., 9/18/16. First NFL sack: 0.5, vs. NYJ, 10/30/16 (R. Fitzpatrick).

JOE SCHOBERT GAME-BY-GAME STATISTICS

2017, CLEVELAND

Date	Opp	GP	GS	Tot	So	As	Sk	Yd	Int	Yd	Lg	TD	PD	FF	FR
9/10	Pit-L			IMIKE	9	4	5	0.0	0.0	0	0	-	0	0	0
9/17	at Bal-L			IMIKE	5	3	2	0.0	0.0	0	0	-	0	0	0
9/24	at Ind-L			IMIKE	8	5	3	0.5	4.5	0	0	-	0	0	0
10/1	Cin-L			IMIKE	11	4	7	0.0	0.0	0	0	-	0	0	0
10/8	NYJ-L			IMIKE	2	2	0	0.0	0.0	0	0	-	0	0	0
10/15	at Hou-L			IMIKE	12	5	7	0.0	0.0	0	0	-	0	0	0
10/22	Ten-L			IMIKE	10	6	4	0.0	0.0	0	0	-	0	0	0
10/29	Min-L			IMIKE	12	11	1	0.0	0.0	1	8	8	0	1	1
11/12	at Det-L			IMIKE	6	5	1	1.0	1.0	0	0	-	0	0	0
11/19	Jax-L			IMIKE	11	5	6	0.0	0.0	0	0	-	0	0	1
11/26	at Cin-L			IMIKE	13	10	3	0.0	0.0	0	0	-	0	0	0
12/3	at LAC-L			IMIKE	12	7	5	1.0	9.0	0	0	-	0	0	1
12/10	GB-L			IMIKE	9	4	5	0.0	0.0	0	0	-	0	0	0
12/17	Bal-L			IMIKE	5	2	3	0.0	0.0	0	0	-	0	1	0
12/24	at Chi-L			IMIKE	5	3	2	0.5	3.5	0	0	-	0	1	0
12/31	at Pit-L			IMIKE	12	9	3	0.0	0.0	0	0	-	0	1	0
2017 TOTALS		16	16	142	86	56	3.0	18.0	1	8	8	0	4	3	0

2016, CLEVELAND

Date	Opp	GP	GS	Tot	So	As	Sk	Yd	Int	Yd	Lg	TD	PD	FF	FR
9/11	at Phi-L			1	1	1	0	0.0	0.0	0	0	-	0	1	0
9/18	Bal-L			1 OLB	1	1	0	0.0	0.0	0	0	-	0	0	0
9/25	at Mia-L			1	0	0	0	0.0	0.0	0	0	-	0	0	0
10/2	at Was-L			1	4	1	3	0.0	0.0	0	0	-	0	0	0
10/9	NE-L			1	2	2	0	0.0	0.0	0	0	-	0	0	0
10/16	at Ten-L			1 OLB	0	0	0	0.0	0.0	0	0	-	0	0	0
10/23	at Cin-L			1	0	0	0	0.0	0.0	0	0	-	0	0	0
10/30	NYJ-L			1 OLB	3	2	1	0.5	3.0	0	0	-	0	0	0
11/6	Dal-L			1	0	0	0	0.0	0.0	0	0	-	0	0	0
11/10	at Bal-L			1	0	0	0	0.0	0.0	0	0	-	0	0	0
11/20	Pit-L			1	1	1	0	0.0	0.0	0	0	-	0	0	0
11/27	NYG-L			1	0	0	0	0.0	0.0	0	0	-	0	0	0
12/11	Cin-L			1	0	0	0	0.0	0.0	0	0	-	0	0	0
12/18	at Buf-L			1	2	1	1	0.0	0.0	0	0	-	0	0	0
12/24	SD-W			1	0	0	0	0.0	0.0	0	0	-	0	0	0
1/1	at Pit-L			1 OLB	2	2	0	0.0	0.0	0	0	-	0	0	0
2016 TOTALS		16	4	16	11	5	0.5	3.0	0	0	-	0	1	0	0



CHRIS SMITH

POSITION | DEFENSIVE LINE
SCHOOL | ARKANSAS
HT 6-1 | **WT** 266
BORN | 2/11/92
ACQUIRED | UFA (CIN.) - '18
NFL EXPERIENCE | 5TH YEAR

50

TRANSACTIONS

Selected by the Jacksonville Jaguars in the fifth round (159th overall) of the 2014 NFL Draft...Waived by the Jaguars on Sept. 13, 2014...Added to the Jaguars' practice squad on Sept. 16, 2014...Elevated to the Jaguars' active roster on Oct. 20, 2014...Traded by the Jaguars to the Bengals on April 11, 2017...Signed by the Cleveland Browns as an unrestricted free agent on March 15, 2018.

AT A GLANCE

Played in 35 career games, registering 45 tackles, 7.5 sacks, three pass breakups and two forced fumbles.

Last season, saw career highs in games played (16), tackles (26) and passes defended (three), while tying career bests in sacks (three) and forced fumbles (one).

Enjoys playing the drums in his spare time.

SEASONAL REVIEWS:

2017: Played in all 16 regular season games for the first time in his career...Registered a career-high 26 tackles, as well as a career-high three pass breakups...Tied career highs in sacks (three) and forced fumbles (one)...(9/14) vs. Hou.: Recorded a new single-game career-high with six tackles, as well as notching a sack for a 14-yard drop in his debut game as a Bengal.

2016: Saw action in six games, totaling four tackles and one sack...Also contributed on special teams...(10/2) vs. Ind.: Set a season high of two tackles to go along with a four-yard sack.

2015: Played in six games, adding 10 tackles, a half sack and a pass breakup...Contributed on special teams...(9/13) vs. Car.: Notched a season-high four tackles and a pass defended in the season opener...(9/27) at NE: Recorded a half sack for 2.5 yards.

2014: In his debut NFL season, appeared on defense and special teams in seven games, registering five tackles, a career-high three sacks and a forced fumble...(10/26) vs. Mia. Made his NFL debut...(11/2) at Cin.: Notched the first tackle of his career, as well as the first sack of his career (0.5)...(11/23) at Ind.: Recorded one sack for 19 yards...(12/18) vs. Ten.: Tallied one sack.

COLLEGE:

Appeared in 43 games with 27 starts at Arkansas...Career totals include 122 tackles, 21.5 sacks, seven passes defended, a forced fumble and a fumble recovery...Is one of only five players in school history to record 20-plus sacks in a career...Started all 12 games as a senior in 2013, recording 36 tackles, a fumble recovery and a pass defended...Led the team with 8.5 sacks, ranking 30th in the nation...Earned All-America honorable mention, as well as second-team All-SEC honors...Started every game (12) as a junior in 2012...Notched a career-high 52 tackles and a team-leading 9.5 sacks, which ranked fourth in the conference...Added four pass breakups and a forced fumble...Named honorable mention All-SEC...Played all 13 games with three starts as a sophomore in 2011...Totaled 31 tackles, 3.5 sacks and a pass defended...Appeared in six games as a freshman in 2010 with three tackles and a pass breakup...Majored in Sociology.

PERSONAL:

Given name is Chris Smith...Born in Mount Ulla, N.C...Son of William and Sherry Smith...Has a son, Jayceon, and a daughter, Alaina.

High School: Attended West Rowan High School (Mount Ulla, N.C.)...Led the team to back-to-back state championships and 30 consecutive wins...Combined for more than 200 tackles and 48 sacks in his junior and senior seasons...Earned AP All-State honors for the second-straight season as a senior, totaling 98 tackles, 16.5 sacks, 11 passes defended three forced fumbles and one fumble recovery...Named team MVP en route to a 16-0 record and the team's second straight NCHSAA Class 3A State Championship...Named Defensive MVP in the North Carolina-South Carolina All-Star Game...As a junior in 2008, totaled 117 tackles, 25 sacks, two forced fumbles and two passes defended...Received All-Conference and All-County honors...Named to the AP All-State team after leading team to a 15-1 record and a NCHSAA Class 3A State Championship.

Community Involvement: Recently started his own charity organization, Chris' Closet, which raises funds and provides clothing options to under-served youth in fragile communities.

Hobbies/Interests: Enjoys playing the drums in his spare time.

CHRIS SMITH CAREER STATISTICS

Year	Team	TACKLES							INTERCEPTIONS					FUMBLES		
		GP	GS	Tot	Solo	Asst	Sk	Yds	No	Yds	Lg	TD	PD	FF	FR	Yds
2014	Jacksonville	7	0	5	3	2	3.0	24.0	0	0	-	0	0	1	0	0
2015	Jacksonville	6	0	10	8	2	0.5	2.5	0	0	-	0	1	0	0	0
2016	Jacksonville	6	0	4	4	0	1.0	4.0	0	0	-	0	0	0	0	0
2017	Cincinnati	16	0	26	17	9	3.0	36.0	0	0	-	0	2	1	0	0
NFL totals (four years)		35	0	45	32	13	7.5	66.5	0	0	-	0	3	2	0	0

ADDITIONAL STATISTICS: Multiple-sack games - None. **Career sacks** - Andrew Luck (2.0), Charlie Whitehurst (1.0), Deshaun Watson (1.0), Marcus Mariota (1.0), Andy Dalton (0.5), Ryan Fitzpatrick (0.5), Tom Brady (0.5), Aaron Rodgers (0.5), Cody Kessler (0.5). **Special teams tackles** - None.

SINGLE-GAME HIGHS & CAREER MILESTONES: **TACKLES:** Total - 6, vs. Hou., 9/14/17. Solo - 4, vs. Car., 9/13/15. **SACKS:** 1.0, four times; last: at Ten., 11/12/17. **FUMBLES:** Forced - 1, twice: at Ind., 11/23/14; at Jax., 11/5/17. Recovered - 0. **INTERCEPTIONS:** 0. **PASSES DEFENSED:** 1, three times; last: vs. Pit., 12/4/17. **NFL debut:** vs. Mia., 10/26/14. **First NFL sack:** at Cin., 11/2/14.

CHRIS SMITH GAME-BY-GAME STATISTICS

2017, CINCINNATI

Date	Opp	GP	GS	Tot	So	As	Sk	Yd	Int	Yd	Lg	TD	PD	FF	FR
9/10	Bal-L	1		1	1	0	0.0	0.0	0	0	-	0	0	0	0
9/14	Hou-L	1		6	3	3	1.0	14.0	0	0	-	0	0	0	0
9/24	at GB-L	1		3	2	1	0.5	6.5	0	0	-	0	0	0	0
10/1	at Cle-W	1		1	1	0	0.0	0.0	0	0	-	0	0	0	0
10/8	Buf-W	1		0	0	0	0.0	0.0	0	0	-	0	0	0	0
10/22	at Pit-L	1		0	0	0	0.0	0.0	0	0	-	0	0	0	0
10/29	Ind-W	1		3	2	1	0.0	0.0	0	0	-	0	0	0	0
11/5	at Jax-L	1		2	2	0	0.0	0.0	0	0	-	0	0	1	0
11/12	at Ten-L	1		2	2	0	1.0	11.0	0	0	-	0	0	0	0
11/19	at Den-W	1		1	1	0	0.0	0.0	0	0	-	0	0	0	0
11/26	Cle-W	1		3	1	2	0.5	4.5	0	0	-	0	1	0	0
12/4	Pit-L	1		1	1	0	0.0	0.0	0	0	-	0	1	0	0
12/10	Chi-L	1		0	0	0	0.0	0.0	0	0	-	0	0	0	0
12/17	at Min-L	1		2	1	1	0.0	0.0	0	0	-	0	0	0	0
12/24	Det-W	1		1	0	1	0.0	0.0	0	0	-	0	0	0	0
12/31	at Bal-W	1		0	0	0	0.0	0.0	0	0	-	0	0	0	0
2017 TOTALS		16	0	26	17	9	3.0	36	0	0	-	0	2	1	0

2016, JACKSONVILLE

Date	Opp	GP	GS	Tot	So	As	Sk	Yd	Int	Yd	Lg	TD	PD	FF	FR
9/11	at GB-L														
9/18	SD-L														
9/25	at Bal-L														
10/2	at Ind-W	1		2	2	0	1.0	4.0	0	0	-	0	0	0	0
10/16	Chi-W														
10/23	at Oak-L														
10/27	at Ten-L	1		2	2	0	0.0	0.0	0	0	-	0	0	0	0
11/6	KC-L	1		0	0	0	0.0	0.0	0	0	-	0	0	0	0
11/13	Hou-L														
11/20	at Det-L														
11/27	Buf-L														
12/4	Den-L	1		0	0	0	0.0	0.0	0	0	-	0	0	0	0
12/11	Min-L	1		0	0	0	0.0	0.0	0	0	-	0	0	0	0
12/18	Hou-L														
12/24	Ten-W	1		0	0	0	0.0	0.0	0	0	-	0	0	0	0
1/1	at Ind-L														
2016 TOTALS		6	0	4	4	0	1.0	4.0	0	0	-	0	0	0	0

2015, JACKSONVILLE

Date	Opp	GP	GS	Tot	So	As	Sk	Yd	Int	Yd	Lg	TD	PD	FF	FR
9/13	at NYJ-L	1		4	4	0	0.0	0.0	0	-	-	0	1	0	0
9/20	Ten-W	1		2	1	1	0.0	0.0	0	-	-	0	0	0	0
9/27	Oak-L	1		1	0	1	0.5	2.5	0	-	-	0	0	0	0
10/04	at SD-L														
10/11	at Bal-W														
10/18	Den-L														
10/25	at StL-L														
11/1	Ari-L														
11/5	at Cin-L														
11/15	at Pit-L														
11/30	Bal-L	1		1	1	0	0.0	0.0	0	-	-	0	0	0	0
12/06	Cin-L														
12/13	SF-W	1		2	2	0	0.0	0.0	0	-	-	0	0	0	0
12/20	at Sea-L	1		0	0	0	0.0	0.0	0	-	-	0	0	0	0
12/27	at KC-L														
1/3	Pit-L														
2015 TOTALS		6	0	10	8	2	0.5	2.5	0	-	-	0	1	0	0

2014, JACKSONVILLE

Date	Opp	GP	GS	Tot	So	As	Sk	Yd	Int	Yd	Lg	TD	PD	FF	FR
9/17	at Phi-L														
9/14	at Was-L														
9/21	Ind-L														
9/28	at SD-L														
10/5	Pit-L														
10/12	at Ten-L														
10/19	Cle-W														
10/26	Mia-L	1		0	0	0	0.0	0.0	0	-	-	0	0	0	0
11/2	at Cin-L	1		1	0	1	0.0	0.0	0	-	-	0	0	0	0
11/9	Oak-L	1		0	0	0	0.0	0.0	0	-	-	0	0	0	0
11/23	at Ind-L	1		1	1	0	0.0	0.0	0	-	-	0	0	1	0
11/30	NYG-W														
12/7	Hou-L	1		1	0	1	0.0	0.0	0	-	-	0	0	0	0
12/14	at Bal-L	1		0	0	0	0.0	0.0	0	-	-	0	0	0	0
12/18	Ten-W	1		2	2	0	0.0	0.0	0	-	-	0	0	0	0
12/28	at Hou-L														
2014 TOTALS		7	0	5	3	2	3.0	24.0	0	-	-	0	0	1	0

CLEVELAND BROWNS TV PROGRAMMING

In 2015, the Cleveland Browns began a partnership with News 5 for exclusive year-round programming that now includes Browns Countdown, presented by Elk & Elk, Browns All Access with Hue Jackson and Building the Browns. Through this multi-year partnership, the Browns and News 5 provide fans exclusive access to Browns players, coaches and the latest Browns news.

News 5 is the preseason television home of the Cleveland Browns. This season, 30-year sports broadcast veteran and longtime Browns fan Jay Crawford and former Browns QB Tim Couch will call the team's three preseason games aired on News 5. Jon Doss of News 5 will serve as sideline reporter, bolstered by sideline analysis from Dustin Fox and Bernie Kosar.

DERRON SMITH

POSITION | DEFENSIVE BACK
SCHOOL | FRESNO STATE
HT 5-10 | **WT** 200
BORN | 2/4/92
ACQUIRED | FA - '17
NFL EXPERIENCE | 4TH YEAR

36

TRANSACTIONS

Originally drafted by the Cincinnati Bengals in the sixth round (197th overall) of the 2015 NFL Draft... Waived by the Bengals on Nov. 4, 2017... Added to the Bengals' practice squad on Nov. 7, 2017... Signed by the Cleveland Browns on Nov. 9, 2017.

AT A GLANCE

First name pronounced dur-RONN.

Recorded five special teams tackles in seven games with the Browns in 2017.

Named first-team All-Mountain West three straight years, one of 11 players in school history to do so.

Played quarterback, safety and punter at Banning High School in Banning, Calif.

SEASONAL REVIEWS:

2017: Played in seven games with Cleveland, primarily on special teams... Recorded five special teams tackles... Inactive Week 12 (knee)... Added one fumble recovery on special teams... Spent offseason, training camp and preseason with the Bengals... Waived by Cincinnati prior to Week 9 after playing in three games with team... Signed by Browns prior to Week 10... (11/12) at Det: In Browns debut, notched one special-teams tackle... (12/24) at Chi.: Made one special teams tackle... Recovered a fumble.

2016: Appeared in 12 games... Inactive for four games with a thigh injury... Notched seven tackles, one pass defended and one special teams tackle... (11/20) vs. Buf.: Saw a season-high 63 defensive snaps, contributing two tackles and one pass defended.

2015: Played in all 16 games as a rookie, logging four special teams tackles... Saw action on defense in AFC

Wild Card game vs. Pittsburgh, tallying three tackles.

COLLEGE:

Played four seasons at Fresno State... Earned three straight first-team All-Mountain West honors to become one of 11 players in school history to earn first-team All-Mountain West three times in a career... One of only six players in Fresno State history to record more than 300 tackles... Started 14 games as a senior in 2014... Notched 11 tackles at No. 15 USC... At the end of the 2014 season, his 15 career INTs ranked second among active FBS players... Started 13 games in 2013, helping the Bulldogs to an 11-2 record... Finished second in the nation with seven INTs... Named MVP of the Mountain West Championship game, contributing one sack, one INT, one pass defended and seven total tackles... Logged 18 tackles, including an INT returned 41 yards for a TD in the Las Vegas Bowl vs. USC... Earned bachelor's degree in communications.

PERSONAL:

First name pronounced duh-RONN... Native of Banning, Calif.

High School: Attended Banning High School, where he played quarterback, safety and punter... As a senior, rushed for 1,579 yards and 13 TDs, while logging 109 tackles on defense... Averaged 17 points per game on high school basketball team.

Community Involvement: Participated in Joe Thomas' 'Shop with a Pro' event and the Browns' Golf Tournament Dawg Pound Games... Also donated turkeys to the Greater Cleveland Food Bank at Thanksgiving... Worked with elementary school students to promote PLAY 60 initiatives... Assembled care packages for domestic violence victims in collaboration with Fear 2 Freedom in the Washington D.C. area.

Hobbies/Interests: Enjoys playing video games... Lists Ed Reed as favorite athlete.

DERRON SMITH CAREER STATISTICS

Year	Team	GP GS		TACKLES					INTERCEPTIONS					FUMBLES			
		Tot	Solo	Asst	Sk	Yds	No	Yds	Lg	TD	PD	FF	FR	Yds			
2015	Cincinnati	16	0	0	0	0	0.0	0.0	0	0	-	0	0	0	0	0	0
2016	Cincinnati	12	0	7	3	4	0.0	0.0	0	0	-	0	1	0	0	0	0
2017	Cincinnati	3	0	0	0	0	0.0	0.0	0	0	-	0	0	0	0	0	0
	Cleveland	7	0	0	0	0	0.0	0.0	0	0	-	0	0	0	0	0	0
	2017 totals	10	0	0	0	0	0.0	0.0	0	0	-	0	0	0	0	0	0
	NFL totals (three years)	38	0	7	3	4	0.0	0.0	0	0	-	0	1	0	0	0	0

ADDITIONAL STATISTICS: Special teams tackles - 4 in 2015, 1 in 2016, 6 (5 with Cle.) in 2017; NFL totals: 11.

SINGLE-GAME HIGHS & CAREER MILESTONES: TACKLES: Total - 2, twice; vs. Den., 9/25/16; vs. Buf., 11/20/16. Solo - 1, three times, last; vs. Bal., 1/1/17. INTERCEPTIONS: None. PASSES DEFENSED: 1, vs. Buf., 11/20/16. SACKS: None. FUMBLES: Forced - None. Recovered - None. NFL debut: at Oak., 9/13/15.

DERRON SMITH GAME-BY-GAME STATISTICS

2017, CINCINNATI

Date	Opp	GP	GS	Tot	So	As	Sk	Yd	Int	Yd	Lg	TD	PD	FF	FR	
9/10	Bal-L	1		0	0	0	0.0	0.0	0	0	-	0	0	0	0	
9/14	Hou-L	1		0	0	0	0.0	0.0	0	0	-	0	0	0	0	
9/24	at GB-L						***inactive -- ankle***									
10/1	at Cle-W						***inactive -- ankle***									
10/8	Buf-W						***inactive -- ankle***									
10/22	at Pit-L						***inactive -- ankle***									
10/29	Ind-W	1		0	0	0	0.0	0.0	0	0	-	0	0	0	0	

2017, CLEVELAND

Date	Opp	GP	GS	Tot	So	As	Sk	Yd	Int	Yd	Lg	TD	PD	FF	FR	
11/12	at Det-L	1		0	0	0	0.0	0.0	0	0	-	0	0	0	0	
11/19	Jax-L	1		0	0	0	0.0	0.0	0	0	-	0	0	0	0	
11/26	at Cin-L						***inactive -- knee***									
12/3	at LAC-L	1		0	0	0	0.0	0.0	0	0	-	0	0	0	0	
12/10	GB-L	1		0	0	0	0.0	0.0	0	0	-	0	0	0	0	
12/17	Bal-L	1		0	0	0	0.0	0.0	0	0	-	0	0	0	0	
12/24	at Chi-L	1		0	0	0	0.0	0.0	0	0	-	0	0	0	1	
12/31	at Pit-L	1		0	0	0	0.0	0.0	0	0	-	0	0	0	0	
2017 TOTALS		10	0	0	0	0	0.0	0.0	0	0	-	0	0	0	1	

2016, CINCINNATI

Date	Opp	GP	GS	Tot	So	As	Sk	Yd	Int	Yd	Lg	TD	PD	FF	FR	
9/11	at NYJ-W	1		0	0	0	0.0	0.0	0	0	-	0	0	0	0	
9/18	at Pit-L	1		0	0	0	0.0	0.0	0	0	-	0	0	0	0	
9/25	Den-L	1		2	0	2	0.0	0.0	0	0	-	0	0	0	0	
9/29	Mia-W	1		0	0	0	0.0	0.0	0	0	-	0	0	0	0	
10/9	at Dal-L	1		0	0	0	0.0	0.0	0	0	-	0	0	0	0	
10/16	at NE-L	1		1	1	0	0.0	0.0	0	0	-	0	0	0	0	
10/23	Cle-W	1		1	1	0	0.0	0.0	0	0	-	0	0	0	0	
10/30	Was-W	1		0	0	0	0.0	0.0	0	0	-	0	0	0	0	
11/14	at NYG-L	1		0	0	0	0.0	0.0	0	0	-	0	0	0	0	
11/20	Buf-L	1		0	0	0	0.0	0.0	0	0	-	0	1	0	0	
11/27	at Bal-L						***inactive - thigh***									
12/4	Phi-W						***inactive - thigh***									
12/11	at Cle-W						***inactive - thigh***									
12/18	Pit-L						***inactive - thigh***									
12/24	at Hou-L	1		0	0	0	0.0	0.0	0	0	-	0	0	0	0	
1/1	Bal-W	1		1	1	0	0.0	0.0	0	0	-	0	0	0	0	
2016 TOTALS		12	0	5	3	2	0.0	0.0	0	0	-	0	1	0	0	

2015, CINCINNATI

Date	Opp	GP	GS	Tot	So	As	Sk	Yd	Int	Yd	Lg	TD	PD	FF	FR
9/13	at Oak-W	1		0	0	0	0.0	0.0	0	0	-	0	0	0	0
9/20	SD-W	1		0	0	0	0.0	0.0	0	0	-	0	0	0	0
9/27	at Bal-W	1		0	0	0	0.0	0.0	0	0	-	0	0	0	0
10/4	KC-W	1		0	0	0	0.0	0.0	0	0	-	0	0	0	0
10/11	Sea-W	1		0	0	0	0.0	0.0	0	0	-	0	0	0	0
10/18	at Buf-W	1		0	0	0	0.0	0.0	0	0	-	0	0	0	0
11/1	at Pit-W	1		0	0	0	0.0	0.0	0	0	-	0	0	0	0
11/5	Cle-W	1		0	0	0	0.0	0.0	0	0	-	0	0	0	0
11/16	Hou-L	1		0	0	0	0.0	0.0	0	0	-	0	0	0	0
11/22	at Ari-L	1		0	0	0	0.0	0.0	0	0	-	0	0	0	0
11/29	STL-W	1		0	0	0	0.0	0.0	0	0	-	0	0	0	0
12/6	at Cle-W	1		0	0	0	0.0	0.0	0	0	-	0	0	0	0
12/13	Pit-L	1		0	0	0	0.0	0.0	0	0	-	0	0	0	0
12/20	at SF-W	1		0	0	0	0.0	0.0	0	0	-	0	0	0	0
12/28	at Den-L	1		0	0	0	0.0	0.0	0	0	-	0	0	0	0
1/3	Bal-W	1		0	0	0	0.0	0.0	0	0	-	0	0	0	0
2015 TOTALS		16		0	0	0	0.0	0.0	0	0	-	0	0	0	0

HOME GROWN

Five players on the Browns roster called Ohio home well before signing with Cleveland, including three whose high school, college and professional careers included time within the state border. DL Jamie Meder and DB Denzel Ward are the lone two Browns to play the entirety of their high school and college careers within the Buckeye State. RB Carlos Hyde was born in Cincinnati and spent his freshman year in the city and returned to play collegiately at Ohio State. Rookies DL Christian DiLauro and QB Brogan Roback played high school football in Ohio before venturing out of Ohio for their collegiate careers. DiLauro attended Green High School, while Roback attended Toledo St. John's Jesuit High School.

Player

DL Christian DiLauro
 RB Carlos Hyde
 DL Jamie Meder
 QB Brogan Roback
 DB Denzel Ward

Hometown

Uniontown
 Cincinnati
 Parma Heights
 Maumee
 Macedonia



DREW STANTON

POSITION | QUARTERBACK
SCHOOL | MICHIGAN STATE
HT 6-3 | **WT** 226
BORN | 5/7/84
ACQUIRED | UFA (ARI.) - '18
NFL EXPERIENCE | 12TH YEAR

9

TRANSACTIONS

Selected by the Detroit Lions in the second round (43rd overall) of the 2007 NFL Draft...Signed by the New York Jets as an unrestricted free agent on March 16, 2012...Traded by the Jets to the Indianapolis Colts on March 23, 2012...Signed by the Arizona Cardinals as an unrestricted free agent on March 13, 2013...Signed by the Cleveland Browns as an unrestricted free agent on March 25, 2018.

AT A GLANCE

Started 17 of 38 games for his career, completing 345 of 659 passes for 4,059 yards and 20 touchdowns.

Last season, started four of the five games he appeared in, recording 159 attempts, 79 completions, 894 passing yards and six touchdowns. He also compiled a 3-1 record as a starter.

Set a Michigan State record with a 64.2 completion percentage.

Established The High Five Foundation in 2008, which focuses on improving the quality of life for all people with varying disabilities through raising public awareness and inspiring individuals towards achieving personal goals.

SEASONAL REVIEWS:

2017: Saw action in five games, four of which he started...Was 79 of 159 passing for 894 yards and six touchdowns...Went 3-1 as a starter last season and improved to 11-6 as a starter for his career...(11/5) at SF: Made his first start in 396 days...Completed 15 passes on 30 attempts for 201 yards, two touchdowns and a season-high 80.0 rating...Threw a season-long pass of 52 yards...(11/9) vs. Sea.: Recorded a career-high 47 attempts and tied a career-high of 24 completions... Threw for a season-high 273 yards and a touchdown...(12/24) vs. NYG: Completed 20 of 34 passes for 209 yards and tied a career high with two touchdowns.

2016: Played in five games with a start, completing 19 of 48 attempts for 192 yards and two touchdowns...(10/6) at SF: Made his only start of the year, throwing for 124 yards and two touchdowns...Went 11 of 28

passing...Marked his third career game with multiple passing touchdowns...Improved to 6-3 as a starter with the Cardinals.

2015: Saw action as a sub in seven games...Completed 11 of 25 passes for 104 yards.

2014: Started eight of nine games played, both career bests, and set additional career highs in completions (132), attempts (240), passing yards (1,711) and passing touchdowns (seven)...Went 5-3 as a starter...(9/14) at NYG: Started and saw his first playing time since 2010, completing 14-of-29 passes for 167 yards...(9/21) vs. SF: Was 18 of 33 passing for 244 yards and a career-high two touchdowns...Ran 16 yards on six carries...(11/9) vs. St.L.: Entered the game in the fourth quarter, leading the Cardinals on a four-play, 89-yard touchdown drive for the go-ahead score...Completed all three of his pass attempts on the drive for 85 yards, including a game-winning 48-yard touchdown pass...(11/16) vs. Det.: Tossed a career-high 306 yards on 21 completions for two touchdowns...Marked his first 300-yard career passing game...(12/7) vs. KC: Was 15 of 30 passing for 239 yards and a touchdown...Threw the game-winning 26-yard touchdown pass in the third quarter...Rushed for 17 yards on four carries.

2013: Did not see game action.

2012: Did not see game action.

2011: Inactive all 16 games.

2010: Appeared in six games and went 2-1 in three starts...Completed 59 of 119 passes for 780 yards and four touchdowns...Added 18 rushes for 113 yards and a touchdown...(10/17) at NYG: Threw a career-long 87-yard completion, which was a also for a touchdown...(12/5) vs. Chi. Made his second career start, completing 16 of 24 passes for 178 yards, a touchdown and a career-high 102.4 rating...(12/12) vs. GB: Made his third career start and earned his first win as a starter...Completed 10 of 22 passes for 117 yards and a touchdown...(12/19) at TB: Completed 23 of 37 passes for 252 yards and a touchdown in an overtime win...Posted his second career game-winning fourth quarter comeback and second in as many weeks.

2009: Walter Payton Man of the Year finalist...Appeared in three games, including his first career start... Completed 26 of 51 passes for 259 yards...Added nine rushes for 33 yards and a score...(12/20) vs. Ari. Completed 10 of 19 passes for 72 yards...Also ran for 10 yards and a touchdown...Led two fourth quarter game-

tying drives...(12/27) at SF: Made his first career start... Completed 11 of 21 passes for 130 yards...Rushed for 23 yards on six attempts.

2008: Saw his first NFL action, appearing in three contests...Completed nine of 17 passes for 119 yards and a touchdown for a 95.0 rating...(11/9) vs. Jax.: Appeared in his first career game, finishing six of eight passing for 94 yards and his first career passing touchdown.

2007: Spent the season on injured reserve.

COLLEGE:

Appeared in 45 games, including 36 games 29 starts at quarterback at Michigan State...Completed 543 of 846 pass attempts for 6,524 yards and 42 touchdown... His 64.2 completion percentage set a school record and ranked second all-time in Big Ten history...Finished second in program history in pass attempts (846), completions (543) and passing yards (6,524), while his 42 touchdoqwn passes ranked fifth all time... Rushed 332 times for 1,512 yards and 15 scores... His 8,036 total yards of offense were second all-time in Spartans annals...First player in school history to complete 60% of their passes in three consecutive seasons...Established a school record with 200-plus yards passing in 14 consecutive games...Preseason All-America selection as a senior in 2006 and started the team's first 11 games, completing 164 of 269 pass attempts (60.9%) for 12 touchdowns... Added 110 carries for 445 yards and five scores...As a junior in 2005, earned honorable mention All-Big Ten honors and was a semi-finalist for the Davey O'Brien National Quarterback Award...Started every game and completed 236 of 354 pass attempts for 3,077 yards and 22 scores...His 22 touchdown passes established a new Michigan State single-season record, while his 236 completions ranked second all-time and his 354 attempts ranked third...Second player in school history to throw for over 3,000 yards in a season...Added 121 carries for 338 yards and four touchdowns...As a sophomore in 2004, named Academic All-Big Ten for the second consecutive season and earned honorable mention All-Big Ten honors from the coaches and media...Presented the Governor's Award as the team's MVP...Appeared in 10 games with seven starts at QB and completed 141 of 220 pass attempts (64.2%) for 1,601 yards and eight touchdowns...His 64.2 completion percentage ranking as the second-best single-season total in school history...Added 96 rushing attempts for 687 yards and five touchdowns...Earned Academic All-Conference honors and appeared in 13 games on special teams as a freshman in 2003...Saw action at QB in four games...Led the punt coverage unit with 13 tackles on the year...Redshirted in 2002...Majored in kinesiology.

PERSONAL:

Given name is Drew Stanton...Native of Farmington Hills, Mich...Wife's name is Kristin...Has a son, Asher, and two daughters, Emeric and Goldie...Son of Gaylord and Christine.

High School: Attended Harrison High School (Farmington Hills, Mich)...Was a two-year starter and completed 234 of 357 pass attempts for 5,298 yards and 58 touchdowns, while leading the team to back-to-back state titles in 2000 and 2001...As a senior, was named to the Detroit News and Detroit Free Press dream teams and earned SuperPrep and PrepStar All-America honors after throwing for 2,822 yards and 31 touchdowns...Led the team to a 14-0 record and accounted for three score in the Division 3 state title game...As a junior, threw for 2,471 yards and 27 touchdowns...Threw two scoring passes and ran for another touchdown in the state title game...Lettered in baseball as a shortstop and pitcher, batting .561 as a junior.

Community Involvement: Established The High Five Foundation in 2008, which focuses on improving the quality of life for all people with varying disabilities through raising public awareness and inspiring individuals towards achieving personal goals...The High Five Foundation supports funding for five organizations, including Special Olympics of Michigan, Children's Miracle Network, Cystic Fibrosis Foundation, Orchard's Children's Services and Sparrow Children's Center... Helped outfit the football teams at Mountain Pointe High School in Phoenix, Ariz. and his alma mater, Harrison High School, back in Michigan with special equipment to help protect players from internal injuries...Did so in partnership with Taylor Haugen Foundation... Also provided uniforms for the 2014 Special Olympics Winter Games...In 2015, the High Five Foundation was presented with the Joe Falls Inspiration Award at the annual Special Olympics Inspire Greatness Gala...The award recognizes an individual involved with Special Olympics Michigan who has had a historic and dramatic impact on the program...Was also active in volunteering his time to several Cardinals community events during his tenure.

Hobbies/Interests: Was one of 24 current and former NFL players to participate in the 7th annual NFL Broadcast Boot Camp at NFL Films during the 2012 offseason.

DREW STANTON CAREER STATISTICS

Year	Team	PASSING					Yds/					Yds		Rating
		GP	GS	Att	Cmp	Pct	Yds	Att	TD	Int	Lg	Sk	Lst	
2007	Detroit	0	0	0	0	-	0	0	0	0	-	0	0	0.0
2008	Detroit	3	0	17	9	52.9	119	7.0	1	0	41	6	35	95.0
2009	Detroit	3	1	51	26	50.9	259	5.1	0	6	30	5	27	26.1
2010	Detroit	6	3	119	69	58.0	780	6.6	4	3	87t	6	42	78.4
2011	Detroit	0	0	0	0	-	0	0	0	0	-	0	0	0.0
2012	Indianapolis	0	0	0	0	-	0	0	0	0	-	0	0	0.0
2013	Arizona	0	0	0	0	-	0	0	0	0	-	0	0	0.0
2014	Arizona	9	8	240	132	55.0	1,711	7.1	7	5	49	11	66	78.7
2015	Arizona	7	0	25	11	44.0	104	4.2	0	2	21	2	8	22.8
2016	Arizona	5	1	48	19	39.6	192	4.0	2	3	29t	1	40	39.6
2017	Arizona	5	4	159	79	49.7	894	5.6	6	5	52	6	35	66.4
NFL totals (eleven years)		38	17	659	345	52.4	4,059	6.2	20	24	87t	38	226	66.3

RUSHING

Year	Team	GP	GS	No	Yds	Avg	Lg	TD
2007	Detroit	0	0	0	0	0.0	-	0
2008	Detroit	3	0	3	20	6.7	15	0
2009	Detroit	3	1	9	33	3.7	11	1
2010	Detroit	6	3	18	113	6.3	20	1
2011	Detroit	0	0	0	0	0	-	0
2012	Indianapolis	0	0	0	0	0	-	0
2013	Arizona	0	0	0	0	0	-	0
2014	Arizona	9	8	25	63	2.5	13	0
2015	Arizona	7	0	13	-13	-1.0	-1	0
2016	Arizona	5	1	3	-3	-1.0	-1	0
2017	Arizona	5	4	9	7	0.8	5	0
NFL totals (eleven years)		38	17	80	220	2.8	20	2

ADDITIONAL STATISTICS: Career record as starting QB: 22-16 (.579). 300-yard passing games - 1, vs. Det., 11/16/14. Multiple-TD pass games - 2, five times; last: vs. NYG, 12/24/17. FUMBLES: 1 (1 lost) in 2009; 3 (1 lost) in 2010; 1 (0 lost) in 2014; 3 (0 lost) in 2017; NFL Totals: 8 (2 lost).

SINGLE-GAME HIGHS & CAREER MILESTONES: PASSING: Attempts - 47, vs. Sea., 11/9/17. Completions - 24, twice: at Atl., 11/30/14; vs. Sea., 11/9/17. Completion percentage - 100.0; four times; last: vs. NYJ, 10/17/16. Yards - 306, vs. Det., 11/16/14. TDs - 2, five times; last: vs. NYG, 12/24/17. Long - 87, at NYG, 10/17/10. QB Rating - 153.1, vs. Jax., 11/9/08. Interceptions - 3, at SF, 12/27/09. RUSHING: Attempts - 6, twice; last: vs. SF, 9/21/14. Yards - 44, vs. GB, 12/12/10. Long - 20, at NYG, 10/17/10. TDs - 1, twice: vs. Ari., 12/20/09; vs. Chi., 12/5/10. NFL Debut: vs. Jax., 11/9/08.

DREW STANTON GAME-BY-GAME STATISTICS

2017, ARIZONA

Date	Opp	PASSING										RUSHING				
		GP	GS	Att	Cmp	Yds	Pct	TD	INT	LG	SK	Rtg	Att	Yds	TD	
09/10	at Det-L															
09/17	at Ind-W															
09/25	Dal-L															
10/1	SF-W															
10/8	at Phi-L															
10/15	TB-W															
10/22	at LAR-L	1		14	5	66	735.7	0	1	27	2	21.7	1	4	0	
11/5	at SF-W	1	QB	30	15	201	50.0	2	1	52	0	80.0	4	2	0	
11/9	Sea-L	1	QB	47	24	273	51.1	1	0	20	2	75.9	1	1	0	
11/19	at Hou-L															
11/26	Jax-W															
12/3	LAR-L															
12/10	Ten-W															
12/17	at Was-L															
12/24	NYG-W	1	QB	34	20	209	58.	2	2	23	2	71.8	2	1	0	
12/31	at Sea-W	1	QB	34	15	145	44.1	1	1	25t	1	54.2	1	1	0	
2017 TOTALS		5	4	159	79	894	49.7	6	5	52	7	66.4	9	7	0	

2016, ARIZONA

Date	Opp	GP	GS	PASSING									RUSHING					
				Att	Cmp	Yds	Pct	TD	INT	LG	SK	Rtg	Att	Yds	TD			
9/11	NE-L																	
9/18	TB-W	1		4	1	11	25.0	0	0	11	0	39.6	0	0	0			
9/25	at Buf-L																	
10/2	LAR-L	1		11	4	37	36.4	0	2	15	0	6.8	0	0	0			
10/6	at SF-W	1	QB	28	11	124	39.3	2	0	29t	1	77.1	2	-1	0			
10/17	NJ-W	1		1	1	12	100.0	0	0	12	0	116.7	1	-1	0			
10/23	Sea-T																	
10/30	at Car-L																	
11/13	SF-W																	
11/20	at Min-L																	
11/27	at Atl-L																	
12/4	Was-W																	
12/11	at Mia-L																	
12/18	NO-L																	
12/24	at Sea-W																	
1/1	at LAR-W	1		4	2	8	50.0	0	1	8	0	16.7	0	0	0			
2016 TOTALS		5	1	48	19	192	39.6	2	3	29t	1	39.6	3	-3	0			

2015, ARIZONA

Date	Opp	GP	GS	PASSING									RUSHING					
				Att	Cmp	Yds	Pct	TD	INT	LG	SK	Rtg	Att	Yds	TD			
9/13	NO-W																	
9/20	at Chi-W																	
9/27	SF-W	1		0	0	0	0.0	0	0	-	0	0.0	3	-3	0			
10/4	StL-L																	
10/11	at Det-W	1		4	1	10	25.0	0	0	10	0	39.6	3	-3	0			
10/18	at Pit-L																	
10/26	Bal-W																	
11/1	at Cle-W																	
11/15	at Sea-W																	
11/22	Cin-W																	
11/29	at SF-W	1		0	0	0	0.0	0	0	-	0	0.0	0	0	0			
12/6	at StL-W	1		1	1	6	100.0	0	0	6	1	91.7	3	-3	0			
12/10	Min-W																	
12/20	at Phi-W	1		1	0	0	0.0	0	0	-	0	39.6	2	-2	0			
12/27	GB-W	1		1	1	4	100.0	0	0	4	0	83.3	2	-2	0			
1/3	Sea-L	1		18	8	84	44.4	0	2	21	2	19.0	0	0	0			
2015 TOTALS		7	0	25	11	104	44.0	0	2	21	2	22.8	13	-13	0			
1/16	GB-W1																	
1/24	at Car-L2																	

1-NFC Divisional; 2-NFC Championship

2014, ARIZONA

Date	Opp	GP	GS	PASSING									RUSHING					
				Att	Cmp	Yds	Pct	TD	INT	LG	SK	Rtg	Att	Yds	TD			
9/8	SD-W																	
9/14	at NYG-W	1		29	14	167	49.3	0	0	32	4	66.3	2	-2	0			
9/21	SF-W	1		33	18	244	54.5	2	0	45	0	98.5	6	-16	0			
10/5	at Den-L	1		26	11	118	42.3	0	0	33	1	56.2	0	0	0			
10/12	Was-W																	
10/19	at Oak-W																	
10/26	Phi-W																	
11/2	at Dal-W																	
11/9	StL-W	1		5	3	85	60.0	1	0	48t	0	143.8	2	3	0			
11/16	Det-W	1		32	21	306	65.6	2	2	49	0	91.4	4	-4	0			
11/23	at Sea-L	1		26	14	149	53.8	0	1	33	3	54.8	4	23	0			
11/30	at Atl-L	1		39	24	294	61.5	1	2	27	0	72.0	1	7	0			
12/7	KC-W	1		30	15	239	50.0	1	0	45	2	88.1	4	17	0			
12/11	at StL-W	1		20	12	109	60.0	0	0	49	1	74.8	2	3	0			
12/21	Sea-L																	
12/28	at SF-L																	
2014 TOTALS		1	0	0	0	0	0.0	7	5	11	0	78.7	25	63	0			
1/3	at Car-L1																	

1-NFC Wild Card pt play

2013, ARIZONA

Date	Opp	GP	GS	Att	PASSING					TD	INT	LG	SK	Rtg	RUSHING		
					Cmp	Yds	Pct	Att	Yds						TD		
9/8	at StL-L																
9/15	Det-W																
9/22	NO-L																
9/29	at TB-W																
10/6	Car-W																
10/13	at SF-L																
10/17	Sea-L																
10/27	Atl-W																
11/10	Hou-W																
11/17	at Jax-W																
11/24	Ind-W																
12/1	at Phi-L																
12/8	StL-W																
12/15	at Ten-W																
12/22	at Sea-W																
12/29	SF-L																
2013 TOTALS		0	0	0	0	0	0.0	0	0	-	0	0.0	0	0	0	0	0

2012, INDIANAPOLIS

Date	Opp	GP	GS	Att	PASSING					TD	INT	LG	SK	Rtg	RUSHING		
					Cmp	Yds	Pct	Att	Yds						TD		
9/9	at Chi-L																
9/16	Min-W																
9/23	Jax-L																
10/7	GB-W																
10/14	at NYJ-L																
10/21	Cle-W																
10/28	at Ten-W																
11/4	Mia-W																
11/8	at Jax-W																
11/18	at NE-L																
11/25	Buf-W																
12/2	at Det-W																
12/9	Ten-W																
12/16	at Hou-L																
12/23	at KC-W																
12/30	Hou-W																
2012 TOTALS		0	0	0	0	0	0.0	0	0	-	0	0.0	0	0	0	0	0

2011, DETROIT

Date	Opp	GP	GS	Att	PASSING					TD	INT	LG	SK	Rtg	RUSHING		
					Cmp	Yds	Pct	Att	Yds						TD		
09/11	at TB-W																
09/18	KC-W																
09/25	at Min-W																
10/2	at Dal-W																
10/10	Chi-W																
10/16	SF-L																
10/23	Atl-L																
10/30	at Den-W																
11/13	at Chi-L																
11/20	Car-W																
11/24	GB-L																
12/4	at NO-L																
12/11	Min-W																
12/18	at Oak-W																
12/24	SD-W																
1/1	at GB-L																
2011 TOTALS		0	0	0	0	0	0.0	0	0	-	0	0.0	0	0	0	0	0

2010, DETROIT

Date	Opp	GP	GS	PASSING									RUSHING				
				Att	Cmp	Yds	Pct	TD	INT	LG	SK	Rtg	Att	Yds	TD		
9/12	at Chi-L																
9/19	Phi-L																
9/26	at Min-L																
10/3	at GB-L																
10/10	Stl-W	1		1	1	11	100.0	0	0	11	0	112.5	3	-3	0		
10/17	at NYG-L	1		34	19	222	55.9	1	1	87t	2	73.4	3	30	0		
10/31	Was-W																
11/7	NYJ-L	1		1	0	0	0.0	0	0	0	0	39.6	1	6	0		
11/14	at Buf-L																
11/21	at Dal-L																
11/25	NE-L																
12/5	Chi-L	1	QB	24	16	178	66.7	1	0	46t	2	102.4	5	12	1		
12/12	GB-W	1	QB	22	10	117	45.5	1	2	44	2	39.4	4	44	0		
12/19	at TB-W	1	QB	37	23	252	62.2	1	0	30	0	91.3	2	24	0		
12/26	at Mia-W																
1/2	Min-W																
2010 TOTALS		6	3	119	69	780	58.0	4	3	87t	6	78.4	18	113	1		

2009, DETROIT

Date	Opp	GP	GS	PASSING									RUSHING				
				Att	Cmp	Yds	Pct	TD	INT	LG	SK	Rtg	Att	Yds	TD		
9/13	at NO-L																
9/20	Min-L																
9/27	Was-W																
10/4	at Chi-L																
10/11	Pit-L																
10/18	at GB-L	1		11	5	57	45.5	0	2	22	3	22.0	0	0	0		
11/1	Stl-L																
11/8	at Sea-L																
11/15	at Min-L																
11/22	Cle-W																
11/26	GB-L																
12/6	at Cin-L																
12/13	at Bal-L																
12/20	Ari-L	1		19	10	72	52.6	0	1	24	0	39.8	3	10	0		
12/27	at SF-L	1	QB	21	11	130	52.3	0	3	30	2	31.9	6	23	0		
1/3	Chi-L																
2009 TOTALS		3	1	51	26	259	50.9	0	6	30	5	26.1	9	33	0		

2008, DETROIT

Date	Opp	GP	GS	PASSING									RUSHING				
				Att	Cmp	Yds	Pct	TD	INT	LG	SK	Rtg	Att	Yds	TD		
9/7	at Atl-L																
9/14	GB-L																
9/21	at SF-L																
10/5	Chi-L																
10/12	at Min-L																
10/19	at Hou-L																
10/26	Was-L																
11/2	at Chi-L																
11/9	Jax-L	1		8	6	94	75.0	1	0	41	5	153.1	1	4	0		
11/16	at Car-L																
11/23	TB-L	1		6	2	13	33.3	0	0	10	0	42.4	0	0	0		
11/27	Ten-L																
12/7	Min-L																
12/14	at Ind-L																
12/21	NO-L	1		3	1	12	33.3	0	0	12	1	46.5	2	16	0		
12/28	at GB-L																
2008 TOTALS		3	0	17	9	119	52.9	1	0	41	6	95.0	3	20	0		

2007, DETROIT

Date	Opp	GP	GS	Att	PASSING							RUSHING						
					Cmp	Yds	Pct	TD	INT	LG	SK	Rtg	Att	Yds	TD			
9/9	at Oak-W																	
9/16	Min-W																	
9/23	at Phi-L																	
9/30	Chi-W																	
10/7	at Was-L																	
10/21	TB-W																	
10/28	at Chi-W																	
11/4	Den-W																	
11/11	at Ari-L																	
11/18	NYG-L																	
11/22	GB-L																	
12/2	at Min-L																	
12/9	Dal-L																	
12/16	at SD-L																	
12/23	KC-W																	
12/30	at GB-L																	
2007 TOTALS		0	0	0	0	0	0	0.0	0	0	-	0	0.0	0	0	0	0	0

DAWG POUND DRIVE

In 2014, the Browns launched Dawg Pound Drive on Alfred Lerner Way, a fan engagement area comprised of a 900-foot pregame space outside of FirstEnergy Stadium's south gates. Prior to all home games, Browns fans can visit the area for Browns alumni autographs; zip lines, rock climbing walls or other activities; concerts with local bands and DJs; the Browns Give Back tent; entertaining games, including kid inflatables, oversized cornhole and a video game truck; photos with Swagger; Browns merchandise stands; food trucks and food and beverage specials.





DONALD STEPHENSON

POSITION | OFFENSIVE LINE
SCHOOL | OKLAHOMA
HT 6-5 | **WT** 312
BORN | 9/30/88
ACQUIRED | UFA (DEN.) - '18
NFL EXPERIENCE | 7TH YEAR

71

TRANSACTIONS

Selected by the Kansas City Chiefs in the third round (74th overall) of the 2012 NFL Draft...Signed by the Denver Broncos as an unrestricted free agent on March 9, 2016...Signed by the Cleveland Browns as an unrestricted free agent on March 15, 2016.

AT A GLANCE

Played in 80 career regular season games with 37 starts and has played in three of the postseason contests.

Plays both tackle positions, playing 16 of 20 games at right tackle as a Bronco. Also started eight games at right tackle with Kansas City and 15 at left tackle.

SEASONAL REVIEWS:

2017: Appeared in seven games and started four, contributing on both offense and special teams.

2016: Started a career-high 12 of 13 games in his first season as a Bronco...(9/8) vs. Car.: Made his Broncos debut, starting at right tackle.

2015: Played in all 16 regular season games with seven starts...Marked the third time in his career he's played in every game...Also started both of Kansas City's postseason games...Helped the Chiefs rush for the sixth-most yards per game (127.8) in the NFL.

2014: Saw action in 12 games...Started Kansas City's lone playoff matchup...Helped the Chiefs rank 10th in

the NFL in rushing yards per game with an 11.9 avg... Helped Jamaal Charles post his third consecutive 1,000-yard season.

2013: Started seven of 16 games played...Also started the team's playoff contest...Helped the offense reach 1,287 rushing yards on the year.

2012: Played in every game in his rookie season, starting seven...(9/9) vs. Atl.: Contributed on special teams in his NFL debut...(11/1) at SD: Made his first career start.

COLLEGE:

Appeared in 32 games at Oklahoma, starting 23 between his junior and senior seasons...Earned All-Big 12 honorable mention honors as a senior in 2011 after starting 13 games at left tackle...Played in 14 games with 10 starts as a junior in 2010...Majored in multidisciplinary studies.

PERSONAL:

Given name is Donald Stephenson...Born in Kansas City, Mo...Son of Donald and Ethel Stephenson.

High School: Attended Blue Springs High School (Kansas City, Mo)...Played in first three games as a senior but broken toe injury kept him from playing again until the playoffs...Transferred to Blue Springs from Central High School (Kansas City, Mo.), where he was named all-league as a junior...Rated No. 7 overall player in the Missouri Top 30 and the No. 34 offensive tackle in the country by Rivals.com.

Hobbies/Interests: Likes listening to music and lists Kendrick Lamar as his favorite artist.

DONALD STEPHENSON CAREER STATISTICS

Year	Team	GP	GS
2012	Kansas City	16	7
2013	Kansas City	16	7
2014	Kansas City	12	0
2015	Kansas City	16	7
2016	Denver	13	12
2017	Denver	7	4
NFL totals (six years)		80	37

PLAYOFFS

Year	Team	GP	GS
2013	Kansas City	1	1
2015	Kansas City	2	2
NFL totals		3	3

CAREER MILESTONES: NFL debut: vs. Atl., 9/9/12. **First NFL start:** at SD, 11/1/12.



TYROD TAYLOR

POSITION | QUARTERBACK
SCHOOL | VIRGINIA TECH
HT 6-1 | **WT** 217
BORN | 8/3/89
ACQUIRED | TR. (BUF.) - '18
NFL EXPERIENCE | 8TH YEAR

5

SUPER BOWLS WON (ONE): SUPER BOWL XLVII



PRO BOWL SELECTIONS (TWO): 2015-16



TRANSACTIONS

Selected by the Baltimore Ravens in the sixth round (180th overall) of the 2011 NFL Draft...Signed by the Buffalo Bills as an unrestricted free agent on March 12, 2015...Traded to the Cleveland Browns on March 14, 2018.

AT A GLANCE

In 2017, became the first quarterback to lead the Bills to the postseason since 1999.

Has rushed for 1,575 yards since 2015, the second-best total among all NFL quarterbacks during the span and a Bills record. Also set a Bills franchise record for rushing yards by a quarterback in a single season in 2016 (580).

His 92.5 passer rating from 2015-17 (min. 750 attempts) is the best by a Bills quarterback in franchise history, topping Jim Kelly (84.4) and Doug Flutie (81.7).

Served as Baltimore's backup quarterback during the Ravens' 34-31 victory in Super Bowl XLVII.

Named to the 2017 Fashionable 50 list by Sports Illustrated, earning the title of "Most Consistent."

CAREER HIGHLIGHTS:

Registered the second-most wins by a Bills quarterback in their first three seasons with the team (23) and is responsible for the most touchdowns in the same category with 65 (51 passing and 14 rushing)...Ranks first in Bills history with a 62.62 completion percentage (min. 500 attempts)...Is one of only two NFL quarterbacks since 2015 to post at least 8,000 passing yards and 1,500 rushing yards...Recorded the most games in the league without an interception since 2015 with 30...Became just the sixth quarterback in NFL history to tally 3,000 passing yards and 500 rushing yards in consecutive seasons when he did so in 2015-16...Registered the most rushing yards by a Bills quarterback in a career with 1,575...Ranks sixth in Bills history with 774 completions and 8,857 passing

yards...Registered the 14 rushing scores with the Bills, the second most by a quarterback in franchise history...Tallied 10 games with both a rushing and passing touchdown, the second-best mark in Bills history...Posted 222 consecutive pass attempts without an interception in 2015, a Bills record.

SEASONAL REVIEWS:

2017: Started 14 of 15 games played...Completed 263 of 420 passes for 2,799 yards and 14 touchdowns...Posted an 89.2 rating...Added 427 rushing yards on 84 attempts and four touchdowns...Led the Bills to their first playoff appearance since 1999...(9/17) at Car: Rushed for a season-high 55 yards on eight carries...(9/24) vs. Den.: Completed 20 of 26 passes for 213 yards and two touchdowns...Accrued a season-high 126.0 rating...(11/2) at NYJ: Tossed for a season-high 285 yards on a career-high 29 completions and two touchdowns...Posted a 108.9 rating...Rushed for 35 yards on six carries and a touchdown...(11/19) at LAC: Passed for 158 yards, completing 15 of 25 passes with a touchdown and a 91.8 rating...Added 38 rushing yards on four attempts with a score and a seasons-long rush of 32 yards...(12/17) vs. Mia.: Completed 17 of 29 passes for 224 yards and a touchdown...Rushed six times for 42 yards and a score, marking his fourth game of the year with a both a passing and rushing touchdown.

2016: Selected to the Pro Bowl for the second consecutive year...Started all 15 contests he appeared in, completing a career-high 269 of 436 passes for 3,023 yards and 17 touchdowns...His 15 starts are a career high...Posted an 89.7 rating...Rushed for a career-high 580 yards and six touchdowns on 95 attempts...His 580 rushing yards are a Bills record for the most by a quarterback in a season...Totaled at least 3,000 passing yards and 500 rushing yards for the second consecutive season, just the sixth NFL quarterback in history to accomplish the feat...(9/15) vs. NYJ: Threw for 297 yards, completing 18 of 30 passes and tied a career-high for touchdown passes in a game with three...Posted a 112.8 rating...Tossed a career-long pass of 84 yards for a score...Added 25 rushing yards on two attempts...(9/25) vs. Ari: Rushed for a season-high 76 yards on nine carries and a touchdown, including a career-long 49-yard run...(11/7) at Sea.: Completed a season-high 27 passes for 289 yards with a touchdown and a 90.8 rating...Recorded 43 rushing yards on eight carries and a score...(12/11) vs. Pit: Tossed multiple touchdowns (two) for the fourth time in 2016...Completed 15 of 25 passes for 228 yards and a 100.1 rating...(12/24) vs. Mia.: Completed 26 of 39 passes for

a career-high 329 yards...Tied a career-high with three touchdown passes...Tallied a season-high 118.4 rating... Also rushed for a season-high 12 times and added 60 rushing yards.

2015: Selected to the Pro Bowl for the first time in his career...Started all 14 of the games he appeared in... Completed 242 of 380 passes for a career-high 3,035 yards...Also threw a career-high 20 touchdowns and posted a 99.4 rating...Rushed a career-high 104 times for 568 yards and four touchdowns...Marked his first time throwing for at least 3,000 yards and rushing for at least 500 yards...Recorded 222 consecutive pass attempts without throwing an interception, a Bills record...(9/20) vs. NE: Was 23 of 30 passing, totaling 242 yards and a 93.3 rating...Tossed a career-high three touchdown passes...Rushed five times for 43 yards and a touchdown...Marked the first game of his career in which he scored a passing touchdown and rushing touchdown...(9/27) at Mia.: Threw a career-high three touchdown passes for the second consecutive game, completing 21 of 29 passes for 277 yards...Registered a 163.7 rating...(11/8) vs. Mia.: Posted the best rating of his career (146.5), completing 11 of 12 passes for 181 yards and a touchdown...Rushed 10 times for 44 yards...(11/29) at KC: Recorded 21 completions on 38 attempts for a season-high 291 yards...Tied his career high of three touchdown passes for the third time in 2015...Posted a 106.4 rating...Rushed five times for 46 yards...(12/6) vs. Hou.: Tossed a career-high three touchdown passes for the fourth time on the year and in consecutive games for the second time...Completed 11 of 21 passes for 211 yards and a 127.2 rating...Added seven rushes for 28 yards and a score...(12/20) at Was.: Completed 16 passes on 27 attempts for 235 yards and two scores...Registered a 112.4 rating...Added a career-high 79 rushing yards on nine carries.

2014: Appeared in one contest, rushing four times.

2013: Saw action in three games, completing one pass on five attempts...Rushed eight times for 64 yards.

2012: Played in seven games, completing seven of 29 passes for 179 yards...Recorded 14 carries for 73 yards and his first-career touchdown...(9/10) vs. Cin.: Completed two of three pass attempts for 30 yards in his season debut, including a season-long toss of 25 yards...(12/30) at Cin.: Notched a season highs in both completions (15), attempts (25) and yards (149)...Added a season-high 65 rushing yards on nine carries and a score, the first of his career...(2/3) at SF: Served as the Ravens' backup quarterback in their Super Bowl XLVII win.

2011: Saw the field in three games during his debut NFL season, completing his one pass attempt for 18 yards...(12/4) at Cle.: Made his NFL debut...(12/18) at SD: Completed his only pass attempt of the season for 18 yards.

COLLEGE:

Played in 50 games with 42 starts at Virginia Tech... Completed 495 of 865 passes for 7,017 yards and 44 touchdowns...Added 501 rushes for 2,196 yards and 23 touchdowns...Started 14 of 14 games as a senior in 2010...Passed for 188 completions on 315 attempts for 2,743 yards and 24 touchdowns, all career highs... Added 146 carries for 659 yards and five scores... Named the MVP of the ACC Championship Game after tossing three touchdown passes and running for a fourth touchdown...Set school records for career total offense, career passing yards, career rushing yards by a quarterback, career wins by a starting quarterback, career rushing touchdowns by a quarterback and touchdown passes in a season...As a junior in 2009, started every game, completing 136 of 243 passes for 2,311 yards, and 13 touchdowns...Also had 370 yards rushing on 106 carries and five touchdowns...Ran for a touchdown and completed 10 of 17 passes for 209 yards during the Chick-fil-A Bowl win over Tennessee... Entered his sophomore season in 2008 as a redshirt but saw the decision reversed...Played in 12 games with 10 starts...Completed 99 of 173 passes for 1,036 yards, two touchdowns...Rushed 147 times for 738 yards and seven touchdowns...Started his freshman season as the backup quarterback...Played in 11 game with five starts, completing 72 of 134 attempts for 927 yards and five touchdowns...Rushed 102 times for 429 yards and six touchdowns...Majored in residential/commercial property management.

PERSONAL:

Given name is Tyrod Taylor...Born in Hampton, Va...Son of Rodney and Trina Taylor.

High School: Attended Hampton High School in Hampton, Va...A PARADE All-American as an all-purpose player...Rated the No. 1 dual threat quarterback in the nation by Rivals...In three years as a starter, accounted for 7,690 yards of total offense and 100 touchdowns... Passed for 5,144 yards and 44 touchdowns while rushing for 2,546 yards and 56 scores in his time as a starter...A two-time first-team all-state performer who finished his senior year with over 2,300 total yards and 36 touchdowns...Named the 2006 Gatorade Player of the Year in Virginia as a senior...Named first-team all-state by the AP as a utility player...Named first-team all-state by the VHSCA as a quarterback...Rushed for 1,044 yards and 21 touchdowns while passing for 1,544 yards and nine scores as a junior, leading Hampton to its 17th state championship.

Community Involvement: Started his own foundation, Elevate 2Days Future, to give back to the you in his home state of Virginia...The foundation funds youth sports leagues and organizes an annual football and life skills camp...Frequently participates in charity basketball games, mostly back home in Virginia.

Hobbies/Interests: Lists fashion as a passion and was named to the 2017 Fashionable 50 list by Sports Illustrated, earning the title of "Most Consistent"...Lists salmon, spinach and sweet potato as is favorite meal.

TYROD TAYLOR CAREER STATISTICS

Year	Team	GP	GS	Att	Cmp	Pct	PASSING						Lg	Sk	Lst	Rating
							Yds	Avg	TD	Int	Lg	Sk				
2011	Baltimore	3	0	1	1	100.0	18	18.0	0	0	18	2	3	118.6		
2012	Baltimore	7	0	29	17	58.6	179	6.2	0	1	25	3	30	62.3		
2013	Baltimore	3	0	5	1	20.0	2	0.4	0	1	2	0	0	0.0		
2014	Baltimore	1	0	0	0	0.0	0	-	0	0	-	0	0	0.0		
2015	Buffalo	14	14	380	242	63.7	3,035	7.9	20	6	63	36	212	99.4		
2016	Buffalo	15	15	436	269	61.7	3,023	6.9	17	6	784	42	192	89.7		
2017	Buffalo	16	15	457	280	61.2	2,933	6.4	14	5	47	48	271	89.2		
NFL totals (seven years)		59	44	1,307	810	62.0	9,190	7.1	51	19	784	131	708	91.2		

Year	Team	GP	GS	No	Yds	Avg	Lg	TD	RECEIVING				
									No	Yds	Avg	Lg	TD
2011	Baltimore	3	0	1	2	2.0	2	0	0	0	-	-	0
2012	Baltimore	7	0	14	73	5.2	28	1	0	0	-	-	0
2013	Baltimore	3	0	8	64	8.0	25	0	1	6	6.0	6	0
2014	Baltimore	1	0	4	-3	-0.8	0	0	0	0	-	-	0
2015	Buffalo	14	14	104	568	5.5	31	4	1	4	4.0	4	0
2016	Buffalo	15	15	95	580	6.1	49	6	0	0	-	-	0
2017	Buffalo	16	15	84	427	5.1	32	4	0	0	-	-	0
NFL totals (seven years)		59	44	317	1,738	5.5	49	15	2	10	5.0	6	0

ADDITIONAL STATISTICS: Career record as starting QB: 34-25 (.576). 300-yard passing games - 1, vs. Mia., 12/24/16. Multiple-TD pass games - 13 times; (six three TD games, seven two TD games) last: 3 TDs, vs. Mia., 12/24/16. FUMBLES: 9 (1 lost) in 2015; 4 (2 lost) in 2016; 4 (2 lost) in 2017; NFL Totals: 17 (5 lost).
SINGLE-GAME HIGHS & CAREER MILESTONES: PASSING: Attempts - 42, vs. NYG, 12/4/15. Completions - 29, vs. NYJ, 11/32/17. Completion percentage - 100.0, at SD, 12/18/11. Yards - 329, vs. Mia., 12/24/16. TDs - 3, six times; last: vs. Mia., 12/24/16. Long - 84t, vs. NYJ, 9/15/16. QB Rating - 146.5, vs. Mia., 11/8/15. Interceptions - 3, vs. NE, 9/20/15. RUSHING: Attempts - 14, vs. Dal., 12/27/15. Yards - 79, at Was., 12/20/15. Long - 49, vs. Ari., 9/25/16. TDs - 1, fifteen times; last: vs. Mia., 12/17/17. NFL debut: at Cle., 12/4/13. First NFL start: vs. Ind., 9/13/15.

TYROD TAYLOR GAME-BY-GAME STATISTICS

2017, BUFFALO

Date	Opp	GP	GS	Att	Cmp	Yds	Pct	TD	INT	LG	SK	Rtg	RUSHING		
													Att	Yds	TD
9/10	NYJ-W	1	QB	28	16	224	57.1	2	1	47	2	92.0	8	38	0
9/17	at Cin-L	1	QB	25	17	125	68.0	0	0	15	3	79.6	8	55	0
9/24	Den-W	1	QB	26	20	213	76.9	2	0	31	4	126.0	8	13	0
10/1	at Atl-W	1	QB	20	12	182	60.0	1	0	44	3	106.7	7	12	0
10/8	at Cin-L	1	QB	37	20	166	54.1	1	1	24	6	63.6	1	3	0
10/15	TB-W	1	QB	33	20	268	60.6	1	0	44	1	96.5	6	53	0
10/22	Oak-W	1	QB	27	20	165	74.1	1	0	36	0	101.6	6	1	1
10/29	at NYJ-L	1	QB	40	29	285	72.5	2	0	26	7	108.9	6	35	1
11/12	NO-L	1	QB	18	9	56	50.0	0	1	9	2	33.6	3	27	0
11/19	at LAC-L	1		25	15	158	60.0	1	0	33	1	91.8	4	38	1
11/26	at KC-W	1	QB	29	19	183	65.5	1	0	33	2	94.5	9	27	0
12/3	NE-L	1	QB	18	9	65	50.0	0	2	14	3	35.6	3	32	0
12/10	Ind-W														
12/17	Mia-W	1	QB	29	17	224	58.6	1	0	29	2	94.61	6	42	1
12/24	at NE-L	1	QB	38	21	281	55.3	0	0	46	6	78.90	3	16	0
12/31	at Mia-W	1	QB	27	19	204	70.4	1	0	26	4	104.6	6	35	0
2017 TOTALS		16	15	457	280	2,933	61.2	14	5	47	48	89.2	91	454	4
1/7/18	at Jax-L	1	QB	37	17	134	45.9	0	1	16	2	44.2	7	27	0
1-AFC Wild Card															

2016, BUFFALO

Date	Opp	GP	GS	PASSING								RUSHING				
				Att	Cmp	Yds	Pct	TD	INT	LG	SK	Rtg	Att	Yds	TD	
9/11	at Bal-L	1	QB	22	15	111	68.2	0	0	33	2	79.9	5	11	0	
9/15	NYJ-L	1	QB	30	18	297	60.0	3	1	84	0	112.8	2	25	0	
9/25	Ari-W	1	QB	25	14	119	56.0	0	1	28	4	51.9	9	76	1	
10/2	at NE-W	1	QB	39	27	246	69.2	1	0	23	2	94.6	5	28	0	
10/9	at LAR-W	1	QB	23	12	124	52.2	2	0	29	2	97.0	5	28	0	
10/16	SF-W	1	QB	26	17	179	64.4	2	0	30	3	110.9	8	68	0	
10/23	at Mia-L	1	QB	28	14	221	50.0	1	0	67	4	88.5	7	35	1	
10/30	NE-L	1	QB	38	19	183	50.0	0	0	25	1	63.8	5	48	1	
11/7	at Sea-L	1	QB	38	27	289	71.1	1	1	29	5	90.8	8	43	1	
11/20	at Cin-W	1	QB	27	19	166	70.4	0	1	34	2	70.9	9	39	0	
11/27	Jax-W	1	QB	18	12	166	66.7	1	0	62	5	114.6	7	38	1	
12/4	at Oak-L	1	QB	35	18	191	51.4	0	1	22	4	55.8	3	30	1	
12/11	Pit-L	1	QB	25	15	228	60.0	2	1	41	5	100.1	3	2	0	
12/18	Cle-W	1	QB	24	17	174	70.8	1	0	23	1	105.2	7	49	0	
12/24	Mia-L	1	QB	39	26	329	66.7	3	0	53	2	118.4	12	60	0	
1/1	at NYJ-L					***active, did not play***										
2016 TOTALS		15	15	437	270	3,023	61.8	17	6	84	42	89.6	95	580	5	

2015, BUFFALO

Date	Opp	GP	GS	PASSING								RUSHING			
				Att	Cmp	Yds	Pct	TD	INT	LG	SK	Rtg	Att	Yds	TD
9/13	Ind-W	1	QB	19	14	195	73.7	1	0	51	0	123.6	9	41	0
9/20	NE-L	1	QB	30	23	242	76.7	3	3	32	8	93.3	5	43	1
9/27	at Mia-W	1	QB	29	21	277	72.4	3	0	39	0	136.7	3	12	0
10/4	NYG-L	1	QB	42	28	274	66.7	1	1	27	2	82.8	6	15	0
10/11	at Ten-W	1	QB	17	10	109	58.8	1	0	46	4	97.4	8	76	1
10/18	Cin-L					***inactive -- knee***									
10/25	at Jax-L					***inactive -- knee***									
11/08	Mia-W	1	QB	12	11	181	91.7	1	0	63	3	146.5	10	44	0
11/12	at NYJ-W	1	QB	27	17	158	63.0	1	0	26	4	91.3	6	12	0
11/23	at NE-L	1	QB	36	20	233	55.6	0	0	42	2	75.3	4	1	0
11/29	at KC-L	1	QB	38	21	291	55.3	3	0	48	1	106.4	5	46	0
12/6	Hou-W	1	QB	21	11	211	52.4	3	0	53	1	127.2	7	28	1
12/13	at Phi-L	1	QB	36	19	268	52.8	1	1	47	1	74.8	8	53	0
12/20	at Was-L	1	QB	27	16	235	59.3	2	0	48	5	112.4	9	79	0
12/27	Dal-W	1	QB	18	13	179	72.2	0	1	37	3	80.6	14	67	0
1/3	NYJ-W	1	QB	28	18	182	64.3	0	0	38	2	82.7	10	51	1
2015 TOTALS		14	14	380	242	3,035	63.7	20	6	63	36	99.4	104	568	4

2014, BALTIMORE

Date	Opp	GP	GS	PASSING								RUSHING			
				Att	Cmp	Yds	Pct	TD	INT	LG	SK	Rtg	Att	Yds	TD
9/7	Cin-L					***active, did not play***									
9/11	Pit-W					***active, did not play***									
9/21	at Cle-W					***active, did not play***									
9/28	Car-W					***active, did not play***									
10/5	at Ind-L					***active, did not play***									
10/12	at TB-W	1		0	0	0	0	0	0	-	0	0.0	4	-3	0
10/19	Atl-W					***active, did not play***									
10/26	at Cin-L					***active, did not play***									
11/02	at Pit-L					***active, did not play***									
11/09	Ten-W					***active, did not play***									
11/24	at NO-W					***active, did not play***									
11/30	SD-L					***active, did not play***									
12/7	at Mia-W					***active, did not play***									
12/14	Jax-W					***active, did not play***									
12/21	at Hou-L					***active, did not play***									
12/28	Cle-W					***active, did not play***									
2014 TOTALS		1	0	0	0	0	-	0	0	-	0	-	4	-3	0
1/3/15	at Pit-W1					***active, did not play***									
1/10/15	at NE-L2					***active, did not play***									
1-AFC Wild Card; 2-AFC Divisional Playoff															

2013, BALTIMORE

Date	Opp	GP	GS	PASSING							LG	SK	Rtg	RUSHING			
				Att	Cmp	Yds	Pct	TD	INT	Att				Yds	TD		
9/5	at Den-L					***active, did not play***											
9/15	Cle-W					***active, did not play***											
9/22	Hou-W					***active, did not play***											
9/29	at Buf-L					***active, did not play***											
10/6	at Mia-W					***active, did not play***											
10/13	GB-L					***active, did not play***											
10/20	at Pit-L					***active, did not play***											
11/3	at Cle-L					***active, did not play***											
11/10	Cin-W	1		0	0	0	0	0	0	-	0	0		1	18	0	
11/17	at Chi-L					***active, did not play***											
11/24	NYJ-W	1		1	0	0	0	0	0	-	0	39.6		4	7	0	
11/28	Pit-W					***active, did not play***											
12/8	Min-W					***active, did not play***											
12/16	at Det-W					***active, did not play***											
12/22	NE-L	1		4	1	2	25.0	0	1	2	0	0.0		3	39	0	
12/29	at Cin-L					***active, did not play***											
2013 TOTALS		3	0	5	1	2	20.0	0	1	-	0	0.0		8	64	0	

2012, BALTIMORE

Date	Opp	GP	GS	PASSING							LG	SK	Rtg	RUSHING			
				Att	Cmp	Yds	Pct	TD	INT	Att				Yds	TD		
9/10	Cin-W	1		3	2	30	66.7	0	0	25	0	0		1	7	0	
9/16	at Phi-L					***active, did not play***											
9/23	NE-W					***active, did not play***											
9/27	Cle-W	1		0	0	0	0	0	0	-	0	0		0	0	0	
10/7	at KC-W	1		0	0	0	0	0	0	-	0	0		0	0	0	
10/14	DaI-W					***active, did not play***											
10/21	at Hou-L					***active, did not play***											
11/4	at Cle-W	1		0	0	0	0	0	0	0	0	0		1	4	0	
11/11	Oak-W	1		1	0	0	0	0	0	-	0	39.6		0	0	0	
11/18	at Pit-W					***active, did not play***											
11/25	at SD-W					***active, did not play***											
12/2	Pit-L					***active, did not play***											
12/9	at Was-L					***active, did not play***											
12/16	Den-L					***active, did not play***											
12/23	at NYG-W	1		0	0	0	0	0	0	-	0	0		0	0	0	
12/30	at Cin-L	1		25	15	149	60.0	0	1	23	3	60.2		9	65	1	
2012 TOTALS		7	0	29	17	179	58.6	0	1	25	30	62.3		14	73	1	
1/6/13	Ind-W1					***active, did not play***											
1/12/13	at Den-W2					***active, did not play***											
1/20/13	at NE-W3					***active, did not play***											
2/3/13	at SF-W4					***active, did not play***											

1-AFC Wild Card; 2-AFC Divisional Playoff; 3-AFC Championship; 4-Super Bowl 47, New Orleans

2011, BALTIMORE

Date	Opp	PASSING										RUSHING			
		GP	GS	Att	Cmp	Yds	Pct	TD	INT	LG	SK	Rtg	Att	Yds	TD
9/11	Pit-W														
9/18	at Ten-L														
9/25	at StL-W														
10/2	NYJ-W														
10/16	Hou-W														
10/24	at Jax-L														
10/30	Ari-W														
11/6	at Pit-W														
11/13	at Sea-L														
11/20	Cin-W														
11/24	SF-W														
12/4	at Cle-W	1	0	0	0	0.0	-	0	0	-	0	0.0	1	2	0
12/11	Ind-W	1	0	0	0	0.0	-	0	0	-	0	0.0	0	0	0
12/18	at SD-L	1	0	1	1	18.0	100.0	0	0	18	2	118.8	0	0	0
12/24	Cle-W														
1/1	at Cin-W														
2011 TOTALS		3	0	18	100.0	180	100.0	0	0	18	2	118.8	1	2	0
1/15/12	Hou-W														
1/22/12	at Pit-L														

1-AFC Divisional Playoff; 2-AFC Championship

PRONUNCIATION GUIDE

Genard Avery.....juh-NARD	Emmanuel OgbahAWG-buh
Joel Bitonio.....buh-TONE-ee-oh	Larry Ogunjobi.....OH-gun-JOE-bee
Brian Boddy-CalhounBREE-in BOD-ee	Jabril Peppers.....juh-BRILL
Devon Cajuste.....DEV-in kuh-JUICE	Damarious Randall.....duh-MAIR-ee-us
Trevon Coley.....truh-VON	Austin Reiter.....RYE-der
Seth DeValve.....duh-VALVE	Tigie Sankoh.....tig-EE san-KOH
Daniel Ekuale.....Eee-qwall-lay	Joe Schobert.....SHOW-ber
Avery GeneseyJIN-ih-see	Derron Smith.....duh-RONN
Micah Hannemann.....HANN-uh-mann	Danny Vitale.....vuh-TAL-ee
Dontrell Hilliard.....don-TREL HIL-yardt	Kevin Zeitler.....ZITE-ler
Charley Hughlett.....HEW-lit	Amos Jones*.....AY-mus
Mychal Kendricks.....Michael	Jerod Kruse*.....CREW-see
Fred Lauina.....lau-EE-nah	Ken Zampese*.....zam-PEE-see
Montrel Meander.....ME-ander	
Carl Nassib.....NASS-ib	*coaches
David Njoku.....nuh-JOE-koo	



JC TRETTER

POSITION | OFFENSIVE LINE
SCHOOL | CORNELL
HT 6-4 | **WT** 307
BORN | 2/12/91
ACQUIRED | UFA (G.B.) - '17
NFL EXPERIENCE | 6TH YEAR

64

TRANSACTIONS

Originally drafted by the Green Bay Packers in the fourth round (122nd overall) of the 2013 NFL Draft... Signed by the Cleveland Browns as an unrestricted free agent on March 9, 2017.

AT A GLANCE

Started all 16 games in 2017, playing every offensive snap at center.

Has seen action at center, left guard, left tackle and right tackle during his career.

Father, Joe, played tight end at Hobart College.

Given name is Joseph Carl Tretter Jr. but goes by JC.

SEASONAL REVIEWS:

2017: Started at C all 16 games, playing every offensive snap...(9/10) vs. Pit: In Browns debut, started at C and played every offensive snap...(11/12) at Det: Started at C, playing every offensive snap...Helped Browns rush for season-high 201 yards and two TDs.

2016: Started the first seven games of the season at C before suffering a knee injury in Week 8...Placed on injured reserve on Jan. 21...(9/25) vs. Det.: Helped open running lanes for the offense to gain 123 yards on the ground...(10/9) vs. NYG: Part of an offensive line that blocked for backs to gain 147 yards rushing, the second straight game eclipsing 120 rushing yards.

2015: Played in all 16 games, making three starts... Played in most playoff contests, including a start at LT...(11/26) vs. Chi.: Made his first career start at C in place of injured Corey Linsley...Helped open lanes for the running game to tally 177 yards on the ground...(12/13) vs. Dal.: Started at C, helping the offense set season-highs with 230 rushing yards and 29 first downs...(1/10/16) at Was.: Made his first start at LT and first playoff start...Helped pave the way for two runners to each total 50 yards on the ground and a TD.

2014: Appeared in the last eight games of the season and both playoff contests, seeing time as a reserve at LT, RT and LG...Suffered a knee injury in the preseason that kept him off the field the first half of the season... Placed on injured reserve/designated for return prior to

Week 1 and was activated to the roster during Week 9...(11/3) vs. Chi.: Made his NFL debut, taking plays at LG and LT as a reserve.

2013: Spent the majority of the season on injured reserve and the physically unable to perform list after sustaining an ankle injury during organized team activities...Elevated to the active roster in Week 15... Inactive for the final three games.

COLLEGE:

Played in 40 career games at Cornell, including starts in the last 20 appearances...Earned first-team All-Ivy League as a senior left tackle in 2012, in addition to FCS All-America recognition...Started all 10 games, protecting for a school-record 3,748 yards passing that ranked first in the conference and third nationally... Named All-Ivy League second-team after starting all 10 games as a junior...Made the switch from tight end to left tackle before the season, helping protecting for an offense that ranked first in the conference and fourth in the nation averaging 341.5 passing yards per game...Played in 10 games at tight end as a sophomore, catching four passes for 62 yards and a TD...Appeared in all 10 games as a freshman, primarily on special teams... Earned a degree in industrial labor relations.

PERSONAL:

Given name is Joseph Carl Tretter Jr...Nicknamed JC... Native of Batavia, N.Y...Father, Joe, played tight end at Hobart College...Three uncles - Dave (RB at Cornell), Bob (QB at Hobart) and Bill (DE/P at Rochester) - also played college football.

High School: Attended Akron Central High School in Akron, N.Y where he was a three-year letterman in football and a four-year letterman in basketball... Three-time first-team all-section honoree in football... Named Western New York Player of the Year and earned second-team all-state in basketball as a senior.

Community Involvement: Raised funds and awareness for hungry families and malnutrition during Taste of the Browns...Delivered presents to Cleveland youth as part of the Adopt-a-Family holiday program...Participated in the Browns' Golf Tournament Dawg Pound Games.

Hobbies/Interests: Favorite movie is Gladiator...Favorite TV show is Game of Thrones...Enjoys golfing and playing video games in his free time.

JC TRETTER CAREER STATISTICS

<u>Year</u>	<u>Team</u>	<u>GP</u>	<u>GS</u>
2014	Green Bay	8	0
2015	Green Bay	16	3
2016	Green Bay	7	7
2017	Cleveland	16	16
NFL totals (four years)		47	26

PLAYOFFS

<u>Year</u>	<u>Team</u>	<u>GP</u>	<u>GS</u>
2014	Green Bay	2	0
2015	Green Bay	2	1

ADDITIONAL STATISTICS: Misc. fumble recoveries - 1 in 2016; NFL totals: 1.

CAREER MILESTONES: NFL debut: vs. Chi., 11/09/14. First NFL start: vs. Chi., 11/26/15.

THE BROWNS AND HEISMAN WINNERS

The Browns have had ten Heisman Trophy winners on the team and one serve as an assistant coach.

<u>Players</u>	<u>College</u>	<u>Heisman Year</u>	<u>Year(s) with Browns</u>
<i>Baker Mayfield</i>	<i>Oklahoma</i>	<i>2017</i>	<i>2018</i>
<i>Robert Griffin III</i>	<i>Baylor</i>	<i>2011</i>	<i>2016</i>
<i>Johnny Manziel</i>	<i>Texas A&M</i>	<i>2012</i>	<i>2014-15</i>
<i>Rashaan Salaam</i>	<i>Colorado</i>	<i>1994</i>	<i>1999</i>
<i>Ty Detmer</i>	<i>BYU</i>	<i>1990</i>	<i>1999</i>
<i>Vinny Testaverde</i>	<i>Miami (Fla.)</i>	<i>1986</i>	<i>1993-95</i>
<i>Charles White</i>	<i>USC</i>	<i>1979</i>	<i>1980-82, 1984</i>
<i>Ernie Davis</i>	<i>Syracuse</i>	<i>1961</i>	<i>1962*</i>
<i>Howard Cassady</i>	<i>Ohio State</i>	<i>1955</i>	<i>1962</i>
<i>Les Horvath</i>	<i>Ohio State</i>	<i>1944</i>	<i>1949</i>
<u>Coaches</u>			
<i>John David Crow</i>	<i>Texas A&M</i>	<i>1957</i>	<i>1972-73</i>

**RB Ernie Davis won the 1961 Heisman Trophy and was the top pick in the 1962 draft. He was acquired by the Browns in a trade with the Washington Redskins. Tragically, Davis passed away two years later from leukemia and never played a professional game. His jersey No. 45 is retired by the Browns.*



DANNY VITALE

POSITION | FULLBACK
SCHOOL | NORTHWESTERN
HT 6-1 | **WT** 245
BORN | 10/26/93
ACQUIRED | FA - '16
NFL EXPERIENCE | 3RD YEAR

40

TRANSACTIONS

Originally drafted by the Tampa Bay Buccaneers in the sixth round (197th overall) of the 2016 NFL Draft...Waived by the Buccaneers on Sept. 3, 2016...Claimed off waivers by the Buffalo Bills on Sept. 4, 2016...Waived by the Bills on Sept. 5, 2016...Added to the Buccaneers' practice squad on Sept. 10, 2016...Signed by the Cleveland Browns off of the Buccaneers' practice squad on Oct. 14, 2016.

AT A GLANCE

Led the Browns with nine special teams tackles in 15 games in 2017.

Last name pronounced vuh-TAL-ee.

Taught himself how to play guitar and enjoys listening to Grunge music.

Heavily involved with the Ross K. MacNeill Foundation to end pediatric brain cancer, as well as the Chris Kyle Frog Foundation to honor God, country and families who serve the military.

SEASONAL REVIEWS:

2017: Led team with nine special teams tackles...Played in 15 games, starting six at FB...Totaled three catches for 19 yards...Inactive Week 17 (groin)...(12/10) vs. GB: Started at FB, catching one pass for 1 yard...Helped Browns rush for 136 yards on 27 attempts (5.0 avg)...Notched one special teams tackle.

2016: Played in nine games with three starts at FB...caught four passes for 27 yards...Helped Browns finish second in NFL with 4.89 rush avg., highest by Cleveland since 1966...Spent first five weeks of the season on the Tampa Bay Buccaneers' practice squad...Joined Browns

prior to Week 6...(10/30) vs. NYJ: Made NFL debut, contributing at FB and on special teams.

COLLEGE:

Appeared in 50 games at Northwestern...Totaled six rushes for 29 yards and 135 receptions for 1,427 yards and 11 TDs...As a senior in 2015, appeared in 13 games and recorded team-highs in receptions (33), receiving yards (355), and receiving TDs (four)...Named second-team All-Big Ten and Academic All-Big Ten...As a junior in 2014, started all 12 games, recording 40 receptions for 402 receiving yards and two TDs...Earned All-Big Ten honorable mention, as well as Academic All-Big Ten honors...As a sophomore in 2013, started all 12 games and tallied 34 receptions for 382 receiving yards and three TDs...As a freshman in 2012, appeared in 13 games and recorded 28 receptions for 288 receiving yards and two TDs...Graduated with a degree in economics.

PERSONAL:

Native of Wheaton, Ill...Last name pronounced vuh-TAL-ee.

High School: Attended Wheaton-Warrenville South High School in Wheaton, Ill., where he earned all-area, all-conference and all-state honors...Also lettered three years in track and field.

Community Involvement: USO care packages and deployment bags for service members and spending time with first responders during the Only the Brave movie screening...Heavily involved with the Ross K. MacNeill Foundation to end pediatric brain cancer...As well as the Chris Kyle Frog Foundation to honor God, country and families who serve the military.

Hobbies/Interests: Taught himself how to play guitar as a youth...Listens to Grunge music, most notably Pearl Jam...Played multiple sports growing up, including boxing, gymnastics and hockey.

DANNY VITALE CAREER STATISTICS

Year	Team	RUSHING					RECEIVING						
		GP	GS	Att	Yds	Avg	Lg	TD	No	Yds	Avg	Lg	TD
2016	Cleveland	9	3	0	0	-	-	0	4	27	6.8	17	0
2017	Cleveland	15	6	0	0	-	-	0	3	19	6.3	11	0
NFL Totals (two years)		24	9	0	0	-	-	0	7	46	6.6	17	0

ADDITIONAL STATISTICS: Special teams tackles - 4 in 2016; 9 in 2017; NFL totals: 13.

DANNY VITALE GAME-BY-GAME STATISTICS

2017, CLEVELAND

Date	Opp	GP	GS	RUSHING					RECEIVING				
				No	Yds	Avg	Lg	TD	No	Yds	Avg	Lg	TD
9/10	Pit-L	1		0	0	-	-	0	0	0	-	-	0
9/17	at Bal-L	1		0	0	-	-	0	0	0	-	-	0
9/24	at Ind-L	1	FB	0	0	-	-	0	0	0	-	-	0
10/1	Cin-L	1		0	0	-	-	0	0	0	-	-	0
10/8	NYJ-L	1		0	0	-	-	0	0	0	-	-	0
10/15	at Hou-L	1		0	0	-	-	0	1	7	7.0	7	0
10/22	Ten-L	1	FB	0	0	-	-	0	1	11	11.0	11	0
10/29	Min-L	1		0	0	-	-	0	0	0	-	-	0
11/12	at Det-L	1	FB	0	0	-	-	0	0	0	-	-	0
11/19	Jax-L	1	FB	0	0	-	-	0	0	0	-	-	0
11/26	at Cin-L	1		0	0	-	-	0	0	0	-	-	0
12/3	at LAC-L	1		0	0	-	-	0	0	0	-	-	0
12/10	GB-L	1	FB	0	0	-	-	0	1	1	1.0	1	0
12/17	Bal-L	1	FB	0	0	-	-	0	0	0	-	-	0
12/24	at Chi-L	1		0	0	-	-	0	0	0	-	-	0
12/31	at Pit-L			***inactive -- groin***									
2017 TOTALS		15	6	0	0	-	-	0	3	19	6.3	11	0

2016, CLEVELAND

Date	Opp	GP	GS	RUSHING					RECEIVING				
				No	Yds	Avg	Lg	TD	No	Yds	Avg	Lg	TD
9/11	at Phi-L			***Buccaneers' practice squad***									
9/18	Bal-L			***Buccaneers' practice squad***									
9/25	at Mia-L			***Buccaneers' practice squad***									
10/2	at Was-L			***Buccaneers' practice squad***									
10/9	NE-L			***inactive -- coaches decision***									
10/16	at Ten-L			***inactive -- coaches decision***									
10/23	at Cin-L			***inactive -- coaches decision***									
10/30	NYJ-L	1		0	0	-	-	0	0	0	-	-	0
11/6	Dal-L	1	FB	0	0	-	-	0	0	0	-	-	0
11/10	at Bal-L	1		0	0	-	-	0	0	0	-	-	0
11/20	Pit-L	1		0	0	-	-	0	0	0	-	-	0
11/27	NYG-L	1	FB	0	0	-	-	0	1	-4	-4.0	-4	0
12/11	Cin-L	1		0	0	-	-	0	0	0	-	-	0
12/18	at Buf-L	1		0	0	-	-	0	1	17	17.0	17	0
12/24	SD-W	1		0	0	-	-	0	1	15	15.0	15	0
1/1	at Pit-L	1	FB	0	0	-	-	0	1	-1	-1.0	-1	0
2016 TOTALS		9	3	0	0	-	-	0	4	27	6.8	17	0



JUSTIN VOGEL

POSITION | PUNTER
SCHOOL | MIAMI (FLA.)
HT 6-5 | **WT** 220
BORN | 10/14/93
ACQUIRED | W. (G.B.) - '18
NFL EXPERIENCE | 2ND YEAR

8

TRANSACTIONS

Originally signed with the Green Bay Packers as an undrafted free agent on May 5, 2017...Waived by the Packers on May 4, 2018...Claimed by the Cleveland Browns via waivers on May 7, 2018.

AT A GLANCE

Appeared in every game for the Packers in 2017, booting 71 punts for 3,155 yards and a 44.4 average.

Set a Green Bay single-season record (since 1976) for net punting average with a 41.6 mark.

Father, Paul, was a linebacker for the Houston Oilers in 1987 and played collegiately at South Carolina.

SEASONAL REVIEWS:

2017: Appeared in every game for the Packers in 2017, booting 71 punts for 3,155 yards and a 44.4 average...Registered two touchbacks and placed 19 punts inside the 20...Set a Green Bay single-season record (since 1976) for net punting average with a 41.6 mark...Ranked seventh in the NFL in net punting average and sixth in opponent punt-return average (5.7)...His league ranking in net punting was the best by a Green Bay punter in the category in 1979...His two touchbacks on the season were the fewest by a Packers punter with 70-plus punts...Named an alternate for the Pro Bowl...Added a tackle on special teams...(9/10) at Sea.: Made his NFL debut and became the first undrafted rookie free agent to punt for the Packers since 1999.

COLLEGE:

Appeared in 39 career games at Miami, posting a 43.0-yard gross average on 183 punts...Appeared in 13 games as a senior in 2016 and posted 2,803 yards on 64 punts for a career-high 43.8-yard gross average, which was good for No. 2 in the Atlantic Coast Conference...Had 25 punts inside the 20...Was named second team All-ACC by the conference's coaches and the Atlantic Coast Sports Media Association...Played in 13 games as a junior in 2015, punting 67 times for 2,846 yards (42.5 avg.), with 13 of them going for 50-plus yards...Pinned opponents inside their own 20 21 times and had a career-long punt of 73 yards...Appeared in 13 games as a sophomore in 2014, handling punting and kickoff duties...Finished the year with a 42.8-yard average, 12 punts of 50-plus yards and 21 punts placed inside the 20...Totaled 2,227 yards on 52 punts with a long punt of 65 yards...Kicked off 53 times with 15 touchbacks...Transferred to Miami after spending his redshirt freshman season at Florida in 2013...Earned his degree in health science.

PERSONAL:

Given name is Paul Justin Vogel...Native of Tampa, Fla...Father, Paul, was a linebacker for the Houston Oilers in 1987 and played collegiately at South Carolina.

High School: Attended Berkeley Prep (Tampa, Fla.)...Served as the team's kicker, punter, wide receiver and safety...Posted a 45.0 punting average added three interceptions on defense...Was teammates with Philadelphia Eagles wide receiver Nelson Agholor.

Community Involvement: Volunteered with the Special Olympics and has visited hospitals with past teammates.

JUSTIN VOGEL CAREER STATISTICS

Year	Team	GP	No	Gross		Opp Ret	Opp Yds	Net Avg	In			
				Yds	Avg				TB	20	Lg	Blk
2017	Green Bay	16	71	3,155	44.4	29	164	41.6	2	19	62	0
NFL totals (one year)		16	71	3,155	44.4	29	164	41.6	2	19	62	0

ADDITIONAL STATISTICS: Blocked - None. Special-teams tackles - 1, vs. Cin., 9/24/17.

SINGLE-GAME HIGHS & CAREER MILESTONES: PUNTS: Total - 6, four times; vs. Cin., 9/24/17; at Min., 10/15/17; vs. Min., 12/23/17; at Det., 12/31/17. **Avg.** - 49.3, vs. Cin., 9/24/17. **Net Avg.** - 49.0, at Dal., 10/8/17. **Long** - 62, vs. Chi., 9/28/17. **In.** 20 - 4, at Min., 10/15/17. **TB** - 1, twice; at Cle., 12/10/17; at Det., 12/31/17.

JUSTIN VOGEL GAME-BY-GAME STATISTICS

2017, GREEN BAY

Date	Opp	G	No	Gross			Lg	TB	In		Ret		Net Net	
				Blk	Yds	Avg			20	Ret	Yds	Yds	Avg	
9/10	Sea-W	1	5	0	219	43.8	57	0	1	1	7	212	42.4	
9/17	at At-L	1	3	0	119	39.7	47	0	1	1	0	119	39.7	
9/24	Cin-W	1	6	0	296	49.3	61	0	2	5	31	265	44.2	
9/28	Chi-W	1	5	0	238	47.6	62	0	1	2	7	231	46.2	
10/8	at Dal-W	1	2	0	97	48.5	59	0	1	1	-1	98	49.0	
10/15	at Min-L	1	6	0	263	43.8	56	0	4	1	-5	268	44.7	
10/22	NO-L	1	5	0	238	47.6	60	0	1	1	7	231	46.2	
11/6	Det-L	1	3	0	128	42.7	48	0	1	2	9	119	39.7	
11/12	at Chi-W	1	4	0	160	40.0	53	0	1	1	8	152	38.0	
11/19	Bal-L	1	5	0	202	40.4	47	0	1	1	28	174	34.8	
11/26	at Pit-L	1	5	0	241	48.2	53	0	0	3	9	232	46.4	
12/3	TB-W	1	4	0	181	45.3	57	0	0	3	12	169	42.3	
12/10	at Cle-W	1	4	0	191	47.8	55	1	1	2	5	166	41.5	
12/17	at Car-L	1	2	0	82	41.0	50	0	2	1	5	77	38.5	
12/23	Min-L	1	6	0	231	38.5	51	0	1	1	11	220	36.7	
12/31	at Det-L	1	6	0	269	44.8	58	1	1	3	31	218	36.3	
2017 TOTALS		16	71	0	3,155	44.4	62	2	19	29	164	2,951	41.6	

JONES SCORES SIX

Browns HB/WR Dub Jones found the end zone a historic six times on Nov. 25, 1951 against the Chicago Bears, setting a franchise record for TDs in a single-game and tying the all-time NFL mark.

Jones scored twice in the second quarter, the first on a 2-yard run and the second on a 34-yard pass from QB Otto Graham. Jones came out in the third quarter and put two rushing scores on the board from 12 and 27 yards.

He continued to find holes in the Bears defense in the fourth quarter as he ran for a 43-yard TD and his fourth rushing score of the day. Jones tied Ernie Nevers' all-time record set in 1929 when he connected with Graham on a 43-yard completion.

Jones totaled 116 yards rushing on nine attempts and 80 yards receiving on three catches.





KEVIN ZEITLER

POSITION | OFFENSIVE LINE
SCHOOL | WISCONSIN
HT 6-4 | **WT** 315
BORN | 3/8/90
ACQUIRED | UFA (CIN.) - 17
NFL EXPERIENCE | 7TH YEAR

70

TRANSACTIONS

Originally drafted by the Cincinnati Bengals in the first round (27th overall) of the 2012 NFL Draft...Signed by the Cleveland Browns as an unrestricted free agent on March 9, 2017.

AT A GLANCE

Last name is pronounced ZITE-ler.

Finished as runner up on the CBS tv show 'NFL's Most Valuable Performer', performing tricks with his rescue dog, Amber.

He helped the Bengals to two division titles and four postseason appearances during his five seasons in Cincinnati.

Joined the Browns as one of the top unrestricted free agents in the 2016 class.

SEASONAL REVIEWS:

2017: Started at RG all 16 games, playing every offensive snap...(9/10) vs. Pit: In Browns debut, started at RG and played every offensive snap...(11/12) at Det: Started at RG, playing every offensive snap...Helped Browns rush for season-high 201 yards and two TDs...(11/26) at Cin: Started at RG, playing every offensive snap...Helped Browns rush for 169 yards, third-most in NFL during Week 12...(12/10) vs. GB: Started at RG, playing every offensive snap...Helped Browns rush for 136 yards on 27 attempts (5.0)...(12/17) vs. Bal: Started at RG, playing every offensive snap...Helped Browns rush for 130 yards on 19 attempts (6.8 avg.) with one rushing TD.

2016: Started all 16 games at RG...(10/23) vs. Cle.: Part of an offense that gained 559 yards on the day, including 271 on the ground...(10/30) vs. Was.: Helped the running game to 152 yards rushing and a season-high three TDs...(12/11) at Cle.: Helped open running lanes for a 213-yard effort.

2015: Started all 16 games at RG...Member of an offensive line that blocked for 100-plus rushing yards in 10 games and held opponents without a sack in five games...(9/27) at Bal: Helped in pass protection, allowing time for QB Andy Dalton to throw for a career-high 383 yards...Also marked the first game in franchise history with more than 300 passing yards and four rushing TDs.

2014: Started 12 games, missing four with calf injuries...Contributed to an offensive line unit that did not allow a sack until the fourth week of the season and ranked third in the league in sacks allowed with 23 on the year...(12/14) at Cle.: Helped the offense to 244 rushing yards, the most rushing yards in a game for the Bengals since 253 yards in Week 12 of 2004.

2013: Started 11 of 12 games played...Missed four games with a foot injury...Contributed to the Cincinnati offense ranking tied for sixth in scoring and 10th in net offense...(10/27) vs. NYJ: Member of the offensive line that limited the Jets to one sack for two yards on the day, as Dalton threw for a career-high 5 TDs.

2012: Started every game of his rookie season...Helped open running lanes for BenJarvus Green-Ellis to rush for 100 yards or more four time over a five-game span...(11/25) vs. Oak.: Aid the Bengals' rushing attack to a season-high 221 yards on the ground.

COLLEGE:

Played in 43 career games at Wisconsin, including 36 starts...Earned All-America first-team honors as a senior...Helped the Badgers to back-to-back Big Ten titles and Rose Bowl berths in his junior and senior seasons...Based on team film study, did not allow a sack in his collegiate career...Majored in kinesiology.

PERSONAL:

Last name is pronounced ZITE-ler...Native of Waukesha, Wis...Married to Sara...Brother, Eric, played football at Wisconsin Lutheran College, while youngest brother, Matt, is currently on the team.

High School: Attended Wisconsin Lutheran High School in Milwaukee, Wis...Starter for team that finished 13-1 twice...Named Little Ten Conference Linemen of the Year as a senior...Also lettered in wrestling...Member of National Honor Society.

Community Involvement: Raised funds and awareness for hungry families and malnutrition during Taste of the Browns...Volunteered for Providence House's Deck the House event during the holidays...Participated in the Browns' Golf Tournament Dawg Pound Games.

Hobbies/Interests: Enjoys working out in his free time, noting he would be a personal trainer or coach if not for football...Relishes any movie starring Leonardo DiCaprio...Listens to whatever is on the radio.

KEVIN ZEITLER CAREER STATISTICS

<u>Year</u>	<u>Team</u>	<u>GP</u>	<u>GS</u>
2012	Cincinnati	16	16
2013	Cincinnati	12	11
2014	Cincinnati	12	12
2015	Cincinnati	16	16
2016	Cincinnati	16	16
2017	Cleveland	16	16
NFL totals (six years)		88	87

PLAYOFFS

<u>Year</u>	<u>Team</u>	<u>GP</u>	<u>GS</u>
2012	Cincinnati	1	1
2013	Cincinnati	1	1
2014	Cincinnati	1	1
2015	Cincinnati	1	1
NFL totals		4	4

CAREER MILESTONES: NFL debut: started at RG at Bal., 9/10/12.

BROWNS HONORED EACH DECADE

Since beginning play in 1946, the Browns have had at least one representative on the league's All-Decade team. The NFL All-Decade teams are chosen every 10 years by the Pro Football Hall of Fame Selection Committee members.

BROWNS NAMED TO NFL ALL-DECADE TEAMS

<u>Player</u>	<u>Team</u>	<u>Position</u>	<u>Years on Browns During Decade</u>
Joshua Cribbs	2000s	Kick Returner	2005-09
Jamal Lewis	2000s	Running Back (2nd Team)	2007-09
Michael Bates	1990s	Kick Returner	1995
Frank Minnifield	1980s	Corner Back (2nd Team)	1984-89
Ozzie Newsome*	1980s	Tight End (2nd Team)	1980-89
Paul Warfield*	1970s	Wide Receiver (2nd Team)	1976-77
Jim Brown*	1960s	Fullback	1960-65
Gary Collins	1960s	Flanker	1962-69
Gene Hickerson*	1960s	Guard	1960-69
Leroy Kelly*	1960s	Halfback	1964-69
Len Ford*	1950s	Defensive End	1950-57
Otto Graham*	1950s	Quarterback	1950-55
Lou Groza*	1950s	Kicker	1950-59
Dante Lavelli*	1940s	Offensive End	1946-49
Marion Motley*	1940s	Fullback	1946-49
Mac Speedie	1940s	Offensive End	1946-49
Bill Willis*	1940s	Guard	1946-49

*denotes member of the Pro Football Hall of Fame



BAKER MAYFIELD

POSITION | QUARTERBACK
SCHOOL | OKLAHOMA
HT 6-1 | **WT** 215
BORN | 4/14/95
ACQUIRED | D1A - '18
NFL EXPERIENCE | ROOKIE

6

TRANSACTIONS

Selected by the Cleveland Browns in the first round (1st overall) of the 2018 NFL Draft.

AT A GLANCE

Was a unanimous five-time first-team All-American (AFCA, AP, FWAA, Sporting News, Walter Camp) in 2017.

Became Oklahoma's sixth Heisman Trophy winner in program history last year.

Holds Big 12 records for yards per pass attempt (9.7), consecutive games with at least one passing score (40) and touchdowns responsible for (153).

Began his collegiate football career as a walk on at Texas Tech and later walked on at Oklahoma.

COLLEGE:

Played in 48 career games with 46 starts and started 39 of 40 games at Oklahoma...Registered 14,607 yards on 1,026 of 1,497 passing for 131 touchdowns...Rushed 404 times for 1,083 yards...Finished career ranked second in FBS history in passing efficiency rating (175.4), third in yards per attempt (9.7), tied for fourth in touchdown passes (131), fifth in total offense (15,690 yards) and seventh in passing yards (14,607)...Set an FBS record for consecutive games with at least a pair of touchdown passes in each of his final 27 games played...Possesses Big 12 career records for yards per pass attempt (9.7), consecutive games with at least one passing score (40) and touchdowns responsible for (153)...Ranked second in conference history in passing touchdowns, passing efficiency rating and total offense, third in passing yards and total offense, sixth in completion percentage (.685) and completions (1,026), and seventh in passing attempts (1,497)...Placed first in Sooners history in career completion percentage (.698) and career passing efficiency rating (189.4)...Ranked No. 2 in program history in passing yards (12,292), touchdown passes (119), completions (808), attempts (1,157), 300-yard passing games (20), 400-yard passing games (four) and total offense (13,185)...Earned the Oklahoma record for consecutive

passes without an interception with 200...Finished his collegiate career 33-6 as a starter...Registered a 5.7 touchdown-to-interception ratio as a Sooner (119 to 21)...A 2017 Unanimous first-team All-American (AFCA, AP, FWAA, Sporting News, Walter Camp)...Became Oklahoma's sixth Heisman Trophy winner...Won the Maxwell Award, Davey O'Brien Award, Manning Award, Earl Campbell Tyler Rose Award, Walter Camp Player of the Year Award, AP Player of the Year and Sporting News Player of the Year...Was a finalist for the Unitas Golden Arm Award and Burlsworth Trophy...Selected as Big 12 Offensive Player of the Year and named to All-Big 12 first team by the conference's coaches...Named the Most Outstanding Player at the Big 12 Championship...Was a 2016 Heisman Trophy finalist and finished third in voting...One of three finalists for the Maxwell Award and Davey O'Brien Award...Winner of the Burlsworth Trophy...Named All-Big 12 first team by the league's coaches...As a sophomore in 2015, was named the Sporting News Player of the Year...Won the Burlsworth Trophy...Named first-team All-American by Sporting News and Walter Camp Football Foundation...Earned second-team All-American honors by AP and FWAA...Selected as Big 12 Offensive Player of the Year and an All-Big 12 First Team honoree...Was a finalist for the Davey O'Brien Award, Earl Campbell Tyler Rose Award, Manning Award and Walter Camp Player of the Year Award...Was a semifinalist for Maxwell Award...Transferred to Oklahoman in 2014 and sat out the year due to NCAA rules...Walked on at Texas Tech in 2013 as a true freshman, earning a College Football News Freshman All-America honorable mention nod...Named Big 12 Offensive Freshman of the Year...Earned a degree in communications.

PERSONAL:

Given name is Baker Reagan Mayfield...Native of Austin, Texas...Son of Gina and James Mayfield...Father, James, played football at the University of Houston...Says his father is his biggest influence in life.

High School: Attended Lake Travis High School (Travis County, Texas)...Led the school to a 25-2 record during two seasons as the starting quarterback...Tallied 6,255 yards on 429 of 666 passing with 67 touchdowns and eight interceptions during his high school career...Guided the team to a 9-2 record as a senior and to a 6-0 record during district play with a District 15-5A Championship...Completed 182 of 288 passes for 2,467 yards with 22 touchdowns and just three interceptions as a senior...Named 15-5A District MVP and All-Centex third team...Led Lake Travis to an undefeated 16-0

season in 2011 on the way to a 4A State Championship... Threw for 3,788 yards in his first season as a starting quarterback on 247 of 378 passing (65.0) with 45 touchdown passes and only five interceptions...Earned Texas Sports Writers All-State second team and AP All-State honorable mention.

Hobbies/Interests: Participated in intramural softball while at Oklahoma and was part of a two-time championship team...Lists playing Xbox as his favorite hobby and would like to be a professional gamer if he wasn't playing football...Seinfeld is his favorite television show.

Community Involvement: Volunteered at Children's Hospital and was involved in Meals on Wheels while in college.

BAKER MAYFIELD CAREER STATISTICS

Year	Team	GP	GS	Att	PASSING					Yds/			Rtg
					Cmp	Pct	Yds	TD	Int	Lg	Sk	Lst	
2013	Texas Tech	8	7	340	218	64.1	2,315	12	9	60	24	147	127.7
2015	Oklahoma	13	13	395	269	68.1	3,700	36	7	76	39	204	173.3
2016	Oklahoma	13	13	358	254	70.9	3,965	40	8	88	18	116	196.4
2017	Oklahoma	14	13	404	285	70.5	4,627	43	6	84	26	181	198.9
College total (four years)		48	46	1,497	1,026	68.5	14,607	131	30	88	107	648	175.4

Year	Team	GP	GS	RUSHING					RECEIVING				
				No	Yds	Avg	Lg	TD	No	Yds	Avg	Lg	TD
2013	Texas Tech	8	7	88	190	2.2	22	3	0	0	-	-	0
2015	Oklahoma	13	13	141	405	2.9	39	7	0	0	-	-	0
2016	Oklahoma	13	13	78	177	2.3	16	6	0	0	-	-	0
2017	Oklahoma	13	13	97	311	3.2	54	5	1	2	2.0	2	1
College total (four years)		48	46	404	1,083	2.7	54	21	1	2	2.0	2	1

HATS OFF TO OUR HEROES

Following the tragedy on Sept. 11, 2001, the Cleveland Browns created the Hats Off to Our Heroes program to recognize and salute the accomplishments and services of those from the local community.

The Browns honor and salute each branch of the military, as well as every day local heroes, during each regular season home game. These men and women join the team as special guests seated in the Honor Row and are honored at the end of the first quarter.

The Cleveland Browns Hats Off to Our Heroes program was awarded the 2003 Best Single Program Award from the World Sports Humanitarian Hall of Fame.



DENZEL WARD

POSITION | DEFENSIVE BACK
SCHOOL | OHIO STATE
HT 5-11 | **WT** 190
BORN | 4/28/97
ACQUIRED | 01B - 1B
NFL EXPERIENCE | ROOKIE

21

TRANSACTIONS

Selected by the Cleveland Browns in the first round (4th overall) of the 2018 NFL Draft.

AT A GLANCE

Became the fourth Ohio State cornerback to be selected in the first round of the NFL Draft in the last three years. His pick also marks the fifth time in NFL Draft history that a Buckeye cornerback was the first at his position selected (a draft record), and he also represents the fifth OSU cornerback taken in the first round in the last five drafts, also a first in NFL Draft history.

First team All-American (Associated Press, AFCA and The Sporting News), All-Big Ten Conference (media) last year.

Played high school (Nordonia), college (Ohio State) and professional (Browns) football all in the state of Ohio.

COLLEGE:

Saw action in 38 games at Ohio State in three seasons of play...Accrued 67 tackles, 24 pass breakups and a pair of interceptions...As a junior in 2017, earned consensus first team All-America honors (AP, AFCA and The Sporting News) and first team All-Big Ten accolades after recording 17 passes defended with 15 pass breakups and two interceptions, including one interception in the Big Ten championship game win over Wisconsin... Played in 13 games as a sophomore in 2016, tied for

the team lead with nine passes defended...Received an honorable mention All-Conference nod as voted on by the media...Also notched 23 stops...Was one of only four scholarship freshman Buckeyes to earn playing time in 2015...Contributed mostly on special teams in 12 games played...Majored in sports industry.

PERSONAL:

Given Name is Denzel Nicolas Ward...Native of Macedonia, Ohio...Son of Nicole and the late Paul Ward... His father was a long-time principal in the Bedford City School District...His uncle was a running back at the University of Colorado.

High School: Attended Nordonia High School (Macedonia, Ohio)...Helped lead the school to a 14-1 record and the Division II state championship game in 2014 by starring on defense with nine interceptions and 18 pass breakups and on offense with more than 1,300 total yards and 20 touchdowns...Named the Division II co-defensive player of the year and a first team Associated Press all-state selection...Also named Cleveland.com's defensive player of the year...Totaled 14 interceptions in 2013 and 2014 combined...Qualified for state multiple times in track and field as part of Nordonia's 4x400-meter relay and as a long jumper.

Community Involvement: Visited hospitals and packaged food and other necessities for those in need while in college...Started a scholarship foundation in his late father's name for students in Bedford, Ohio.

Hobbies/Interests: Enjoys relaxing and watching Netflix in his free time...Likes fixing houses and would be in real estate if he wasn't playing football...Lists The Punisher and the 100 as two of his favorite television shows.

DENZEL WARD CAREER STATISTICS

Year	Team	GP	GS	TACKLES				INTERCEPTIONS					FUMBLES			
				Tot	Solo	Asst	Sk	No	Yds	Lg	TD	PD	FF	FR	Yds	
2015	Ohio State	12	0	7	5	2	0.0	0	0	-	0	0	0	0	0	0
2016	Ohio State	13	0	23	12	11	0.0	0	0	-	0	9	0	0	0	0
2017	Ohio State	13	13	37	30	7	0.0	2	0	0	0	15	0	0	0	0
College total (three years)		38	13	67	47	20	0.0	2	0	0	0	24	0	0	0	0



AUSTIN CORBETT

POSITION | OFFENSIVE LINE
SCHOOL | NEVADA
HT 6-4 | **WT** 306
BORN | 9/5/95
ACQUIRED | D2A - 1B
NFL EXPERIENCE | ROOKIE

63

TRANSACTIONS

Selected by the Cleveland Browns in the second round (33rd overall) of the 2018 NFL Draft.

AT A GLANCE

Didn't allow a sack in conference play as a senior in 2017.

Finished his collegiate career with 48 consecutive starts.

Enjoys fishing in his free time.

COLLEGE:

Started 49 of 50 career games at Nevada...Finished his career with 48 consecutive starts...Started all 12 games in 2017 as a senior...Didn't allow a sack in conference play...Named to the All-Mountain West first team by the conference coaches...Earned a spot in the Reese's Senior Bowl...Named to the All-Mountain West first team by Phil Steele Magazine...Was a semifinalist for the Burlsworth Trophy...Earned All-Mountain West academic honors...Started all 12 games as a junior in 2016... Earned second team All-Mountain West honors for the first time in his career and was named second team All-MW by Phil Steele...As a sophomore in 2015,

started in all 12 contests and Earned All-Mountain West honorable mention honors...Started 11 games as a redshirt freshman in 2014...Redshirted in 2013...Earned his degree in public health in May 2017.

PERSONAL:

Given name is Austin Christopher Walton Corbett... Native of Sparks, Nev...Son of Theron and Melissa Corbett...Married to former Nevada volleyball player, Madison Morell...Brother, Garrett, played football at San Diego State...Has a younger sister, Krystina...Says his father is his biggest influence in life.

High School: Attended Reed High School (Sparks, Nev)... Was a member of two regional championship teams in 2012 and 2013...Named first team All-Region and All-State in 2012...Lettered in wrestling, basketball and track and field...Earned first team All-State in shot put in 2013...Was a member of the National Honor Society and freshman mentor council.

Hobbies/Interests: Likes to freshwater fish and has been deep sea fishing once...Calls himself an "outdoors lover"...Would be attending medical school to become an orthopedic surgeon if he wasn't playing football... George Strait is his favorite recording artist...Eight Seconds is his favorite movie, while The Office is his favorite television show...Wears a size 16 on his left foot and a size 17 on his right foot.

AUSTIN CORBETT CAREER STATISTICS

Year	Team	GP	GS
2014	Nevada	13	12
2015	Nevada	13	13
2016	Nevada	12	12
2017	Nevada	12	12
College total (four years)		50	49



NICK CHUBB

POSITION | RUNNING BACK
SCHOOL | GEORGIA
HT 5-11 | **WT** 227
BORN | 12/27/95
ACQUIRED | D2B - 1B
NFL EXPERIENCE | ROOKIE

31

TRANSACTIONS

Selected by the Cleveland Browns in the second round (35th overall) of the 2018 NFL Draft.

AT A GLANCE

With 4,769 yards on the ground at Georgia, he finished 39th in college football history and second in the program's record books.

Rushed for 100 yards or more on 24 occasions and 200-plus yards three times.

Cousin, Bradley, was a first-round selection by the Denver Broncos in 2018.

Likes to bowl to pass time and earned a personal-best score of 200 when he was at Georgia.

COLLEGE:

Started 40 of 47 games at Georgia, rushing 758 times for 4,769 yards and 44 touchdowns...Added 31 receptions for 361 yards and four scores...Ranked 39th in rushing yards in college football history and second in school history...Notched 24 100-yard rushing games and three 200-yard performances...Started all 15 games as a senior in 2017, carrying the ball 223 times for a career-high 1,345 yards...Reached the end zone a career-high 15 times...Earned AFCA All-America second team honors...Named first team All-Conference...Was an AP All-SEC second team selection...As a junior in 2016, played in all 13 games, making 11 starts...Led the team in rushing with 1,130 yards on 224 carries (5.0 avg.) and eight touchdowns...In his sophomore season in 2015, rushed for 747 yards on 92 carries with seven scores in six starts...Won the Leon Farmer Award...Started eight of 13 games as a true freshman in 2014...Totaled 1,547 rushing yards and 14 touchdowns...His 1,547 rushing yards tied for the fourth most in a single season in

school history...Placed second in the SEC with 119.0 rushing yards per game...Averaged 7.1 yards per carry, which ranked first among the SEC's top-10 rushers... Added 18 receptions for 213 yards and 2 touchdowns... Named SEC Freshman of the Year and earned a spot on the Coaches All-SEC first team...Awarded AP SEC Freshman of the Year and AP first team All-SEC...Named to the Freshman All-SEC Team...Tabbed to the 247Sports True Freshman All-America Team and FWAA Freshman All-America team...Nabbed the UGA Newcomer of the Year Award...Named to Phil Steele's First Team All-SEC and Phil Steele's Freshman All-America team...Majored in agricultural business.

PERSONAL:

Given name is Nicholas Jamaal Chubb...Native of Cedartown, Ga...Cousin, Bradley, was a first-round selection by the Denver Broncos in 2018...Family founded a town in northwest Georgia, Chubbtown...His mother is his biggest influence.

High School: Attended Cedartown High School (Cedartown, Ga.)...Played in the U.S. Army All-American Game as a senior...Led his team to 9-2 record during with 2,690 yards rushing and 41 touchdowns...Earned a Parade Magazine All-America honorable mention honor...Named to the Atlanta Journal-Constitution 2013 Super 11 and Class AAAA All-State Team...Earned Georgia Sports Writers Association All-State Class AAAA first team offense honors...Led the state in rushing with 2,721 yards and 38 scores as a junior.

Community Involvement: Volunteered at Camp Sunshine, a camp dedicated to helping children with cancer.

Hobbies/Interests: Participated in intramural basketball while in college...Likes to bowl to pass time and earned a personal-best score of 200 when he was at Georgia...Would be an entrepreneur if he wasn't playing football...Lists I Am Legend as his favorite movie and J. Cole as his favorite musician.

NICK CHUBB CAREER STATISTICS

Year	Team	RUSHING					RECEIVING						
		GP	GS	Att	Yds	Avg	Lg	TD	No	Yds	Avg	Lg	TD
2014	Georgia	13	8	219	1,547	7.1	83	14	18	213	11.8	27	2
2015	Georgia	6	6	92	747	8.1	83	7	4	32	8.0	24	1
2016	Georgia	13	11	224	1,130	5.0	55	8	5	86	17.2	49	1
2017	Georgia	15	15	223	1,345	6.0	55	15	4	30	7.5	11	0
College total (four years)		47	40	758	4,769	6.3	83	44	31	361	11.6	49	4



CHAD THOMAS

POSITION | DEFENSIVE LINE
SCHOOL | MIAMI (FLA.)
HT 6-5 | **WT** 279
BORN | 10/12/95
ACQUIRED | 03 - 18
NFL EXPERIENCE | ROOKIE

92

TRANSACTIONS

Selected by the Cleveland Browns in the third round (67th overall) of the 2018 NFL Draft.

AT A GLANCE

Started 33 of 49 games at Miami, totaling 103 tackles, 11 sacks, eight passes defended, two forced fumbles and two fumble recoveries.

Majored in sociology and minored in music business.

Is a working music producer when he's not playing football and produced tracks for recording artists recording artists Rock Ross, Kodak Black, Ball Greezy and Lil Dred.

COLLEGE:

Started 33 of 49 games at Miami, totaling 103 tackles, 11 sacks, eight passes defended, two forced fumbles and two fumble recoveries...Started all 13 games in his senior season in 2017, registering 41 tackles and 5.5 sacks...Started 122 of 12 games as a junior in 2016, making 37 stops for the third-best mark among the team's defensive linemen...Added 4.5 sacks and three pass breakups...His 4.5 were the second-best total on the team...Registered a fumble recovery and a forced fumble as well...Started eight of 13 contests as a sophomore in 2015 with 18 tackles, four passes defended, one fumble recovery and one forced fumble...Played in 12 games as a true freshman in 2014, adding seven tackles...Majored in sociology and minored in music business.

PERSONAL:

Given name is Chad Everette Thomas Jr...Nickname is Major...Native of Miami, Fla...Cousin, Jermaine Reve, played football at Louisville...Uncle, Roger Finnie, played collegiately at Florida A&M and professionally for the New York Jets, St. Louis Rams and New Orleans Saints...Grandfather, Willie James Jones, is his biggest influence.

High School: Booker T. Washington High School (Miami, Fla.)...Played in Under Armour All-America Game...Invited to "The Opening", all-star summer prospect camp held on Nike Campus...Earned first team All-Dade and first team All-State as junior and senior...Led Booker T. Washington to Class 4A state title as junior in 2012 and a class 4A state championship as a senior in 2013...Recorded 57 tackles and six sacks in 2012...Named 2013 second team All-USA by USA TODAY...Tallied 71 tackles and eight sacks as senior.

Community Involvement: Volunteered for toy giveaways while in college.

Hobbies/Interests: Is a working music producer when he's not playing football and produced tracks for recording artists Rock Ross, Kodak Black, Ball Greezy and Lil Dred...Can play nine different instruments (piano, organ, drums, guitar, bass guitar, trombone, clarytone, tuba and trumpet)...Can juggle...Says Friday is his favorite film and Martin is his favorite television show...Likes taking target practice at gun ranges...Enjoys being in the music studio when he's not on the football field.

CHAD THOMAS CAREER STATISTICS

Year	Team	TACKLES						INTERCEPTIONS					FUMBLES		
		GP	GS	Tot	Solo	Asst	Sk	No	Yds	Lg	TD	PD	FF	FR	Yds
2014	Miami (Fla.)	11	0	7	3	4	0.0	0	0	-	0	0	0	0	0
2015	Miami (Fla.)	13	8	18	7	11	1.0	0	0	-	0	4	1	1	0
2016	Miami (Fla.)	12	12	37	22	15	4.5	0	0	-	0	3	1	1	0
2017	Miami (Fla.)	13	13	41	19	22	5.5	0	0	-	0	1	0	0	0
College total (four years)		49	33	103	51	52	11.0	0	0	-	0	8	2	2	0



ANTONIO CALLAWAY

POSITION | WIDE RECEIVER
SCHOOL | FLORIDA
HT 5-11 | **WT** 200
BORN | 1/9/97
ACQUIRED | 04 - '18
NFL EXPERIENCE | ROOKIE

11

TRANSACTIONS

Selected by the Cleveland Browns in the fourth round (105th overall) of the 2018 NFL Draft.

AT A GLANCE

Became the first player in Florida history and 21st FBS player since 1996 to score a rushing, receiving, passing, punt return, and kickoff return touchdown in a career.

His 678 receiving yards in 2015 broke UF's true freshman record.

Can perform backflips.

Cousin, John Brown, is a receiver for the Baltimore Ravens and cousin, James Burgess Jr., is a Browns linebacker and new teammate.

COLLEGE:

Started 24 of 26 contests at Florida, catching 89 passes for 1,399 yards and seven touchdowns... Returned six kickoffs for 176 yards and a score, while also returning 54 punts for 653 yards and a pair of touchdowns...With 89 total catches during his first two seasons, only Jabar Gaffney (138) and Percy Harvin (93) caught more in their first two seasons at Florida since 1996...Is the third-fastest player in program history to reach 1,000 career receiving yards, doing so in just 17 games...As a sophomore in 2016, saw action in all 12 games with 11 starts...Registered 54 receptions for 721 yards and three touchdowns...Returned three kicks for 97 yards and a score, along with 26 punt returns for 218 yards...Became the first player in school history and 21st FBS player since 1996 to score a rushing, receiving, passing, punt return, and kickoff return touchdown in

a career...He became the seventh Gator since 1996 to score a receiving, rushing, and passing touchdown in a career...Named as a Third Team All-SEC wide receiver by Athlon Sports...In his freshman season in 2015, Started 13 or 14 games , totaling 35 receptions for 678 yards and four touchdowns...Eclipsed 435 punt return yards on 28 attempts for a pair of scores...Recorded a team-high 1,211 all-purpose yards on 69 plays for a 17.6 yards-per-play average, the fourth-highest mark in UF history and best ever by a Gator freshman (min. 60 plays)... His 678 receiving yards broke UF's true freshman record...Is the third FBS player and only true freshman since 2008 to amass 435-plus punt return yards and 675-plus receiving yards in a season Named to CBS Sports first team All-America as a punt returner and freshman first team All-America by the Sporting News and Pro Football Focus...Awarded SI.com honorable mention All-America, as well as PFF first team All-SEC, Gridiron Now second team All-SEC and freshman All-SEC.

PERSONAL:

Native of Miami, Fla...Cousin, John Brown, is a receiver for the Baltimore Ravens...Is cousins with his new teammate, James Burgess Jr., who is a Browns linebacker...Has a daughter, Aulani...Lists his mother, Sabrina, as his biggest influence.

High School: Attended Booker T. Washington High School (Miami, Fla.)... Named 2014 Class 4A All-State First Team...Helped Booker T. Washington to the 2014 Class 4A state title and a combined 15-0 record his senior season...Named to the 2014 All-Dade County first team...Had 31 catches for 818 yards and seven touchdowns in seven games as a senior.

Hobbies/Interests: Enjoys fishing to relax...Can do backflips...Says First 48 is his favorite television show and A Hitman's Bodyguard is his favorite film.

ANTONIO CALLAWAY CAREER STATISTICS

Year	Team	RECEIVING					RUSHING						
		GP	GS	No	Yds	Avg	Lg	TD	Att	Yds	Avg	Lg	TD
2015	Florida	14	13	35	678	19.4	66	4	3	19	6.3	9	0
2016	Florida	12	11	54	721	13.4	78	3	5	32	6.4	24	1
College totals (two years)		26	24	89	1,399	15.7	78	7	8	51	6.4	24	1

Year	Team	KICKOFF RETURNS					PUNT RETURNS				
		No	Yds	Avg	Lg	TD	No	Yds	Avg	Lg	TD
2015	Florida	3	79	26.3	37	0	29	435	15.0	85	2
2016	Florida	3	97	32.3	44	1	26	218	8.4	39	0
College total (two years)		6	176	29.3	44	1	55	653	11.9	85	2

GENARD AVERY

POSITION | LINEBACKER
SCHOOL | MEMPHIS
HT 6-0 | **WT** 250
BORN | 4/26/95
ACQUIRED | 05 - '18
NFL EXPERIENCE | ROOKIE

55

TRANSACTIONS

Selected by the Cleveland Browns in the fifth round (150th overall) of the 2018 NFL Draft.

AT A GLANCE

First name is pronounced juh-NARD.

Played in 50 career games with 34 starts at Memphis, registering 232 tackles, seven pass breakups, four forced fumbles, two interceptions returned for touchdowns and one fumbles recovery.

Ranked third in school history in sacks (21.5) and second in tackles for loss (45.5)

Earned his degree in organizational studies in three-and-a-half years.

Was a Class 6A state champion powerlifter in high school.

COLLEGE:

Played in 50 career games with 34 starts, including every game of his final two seasons...Registered 232 tackles, seven pass breakups, four forced fumbles, one fumbles recovery...Added two interceptions, which he returned for touchdowns...His 45.5 career tackles for loss are the second most in Memphis history...Ranked third in program history with 21.5 career sacks...Two-time first team all-conference honoree...As a senior in 2017, started all 13 games and totaled 80 tackles, seven sacks, two passes defended, two forced fumbles and a fumble recovery...His 22 tackles for loss on the year set a new Memphis single-season record...Started

all 13 games as a junior in 2016, logging 81 tackles, four pass breakups and a pair of forced fumbles...Returned two interceptions for touchdowns...Added a team-leading five sacks...Started seven of 11 contests in his sophomore season in 2015...Recorded 53 tackles and three sacks...Saw action in all 13 games as a freshman in 2014...Totaled 18 tackles and five sacks...Broke up one pass...Completed his degree in organizational studies in three-and-a-half years.

PERSONAL:

Given name is Genard Deaundreus Avery...First name pronounced juh-NARD...Native of Grenada, Miss...Son of Tiffany Avery...Says his mom is his biggest influence...Cousin, Chris, was a fullback at Kentucky State and spent time in the NFL with the Dallas Cowboys, NFL Europa with the Barcelona Dragons and in the Arena Football League with the Grand Rapids Rampage and the Kansas City Brigade.

High School: Attended Grenada High School (Grenada, Miss.)...Named to the Clarion-Ledger 2013 All-State Team...Received MVP of Mississippi 6A Region 1...Tallied 75 total tackles, 3.5 sacks and two forced fumbles as a senior...Accounted for 72 rushing yards on 18 carries with five scores...Registered 111 tackles and six sacks and forced five fumbles as a junior to, earning Class 6A All-State honors...Was a Class 6A state champion powerlifter...Four-year letter winner in track and field.

Hobbies/Interests: Enjoys cutting grass and other farm work when he's not playing football...Volunteered with the Boys and Girls Club, where he mentored children...Would be working with children if he wasn't a professional football player...Lists American Gangster as his favorite movie and The Bernie Mac Show as his favorite T.V. program.

GENARD AVERY CAREER STATISTICS

Year	Team	TACKLES						INTERCEPTIONS					FUMBLES		
		GP	GS	Tot	Solo	Asst	Sk	No	Yds	Lg	ID	PD	FF	FR	Yds
2014	Memphis	13	0	18	13	5	5.0	0	0	-	0	1	0	0	0
2015	Memphis	11	7	53	42	11	3.0	0	0	-	0	0	0	0	0
2016	Memphis	13	13	79	61	18	5.0	2	51	28	2	2	1	0	0
2017	Memphis	13	13	80	52	28	8.5	0	0	-	0	2	2	1	0
College total (four years)		50	34	230	168	62	21.5	2	51	28	2	5	3	1	0



DAMION RATLEY

POSITION | WIDE RECEIVER
SCHOOL | TEXAS A&M
HT 6-2 | **WT** 200
BORN | 4/16/95
ACQUIRED | D6A - 18
NFL EXPERIENCE | ROOKIE

18

TRANSACTIONS

Selected by the Cleveland Browns in the sixth round (175th overall) of the 2018 NFL Draft.

AT A GLANCE

Caught 47 passes for 920 yards and eight touchdowns at Texas A&M.

Transferred to Texas A&M as a sophomore in 2015 after an All-America freshman season at Blinn Junior College in 2014.

Earned his degree in architecture.

COLLEGE:

Started 17 of 34 contests at Texas A&M, catching 47 passes for 920 yards and eight scores...Registered 10 starts in 12 games with 30 receptions for 694 yards and six touchdowns in 2017...Saw action in every games with one start as a junior in 2016, contributing two receptions for 26 yards...Started six of 12 games in his first season at Texas A&M as a sophomore in 2015...

Posted 15 receptions for 200 yards and two scores... Transferred from Blinn Junior College...As a freshman at Blinn in 2014, earned honorable mention All-America and first team all-conference honors...Caught 45 passes for 1,197 yards and 20 touchdowns...Earned his degree in architecture.

PERSONAL:

Native of Yoakum, Texas...Son of Chasity Ratley and Damion Ford...Credits his mom as his biggest influence in life...Has a brother, Bryan, who is in the military...Has another brother, Eric.

High School: Attended Yoakum High School (Yoakum, Texas)...Named first team all-district and second team all-state...Also played baseball.

Community Involvement: Has volunteered at Twin City Mission.

Hobbies/Interests: Enjoys fishing and watching Prison Break in his free time...Lists American Gangster as his favorite movie...Would be working in architecture/construction if he wasn't playing football.

DAMION RATLEY CAREER STATISTICS

Year	Team	RECEIVING							RUSHING				
		GP	GS	No	Yds	Avg	Lg	TD	No	Yds	Avg	Lg	TD
2015	Texas A&M	12	6	15	200	13.1	42	2	0	0	-	-	0
2016	Texas A&M	12	1	2	26	13.0	20	0	0	0	-	-	0
2017	Texas A&M	12	10	30	694	23.1	76	6	0	0	-	-	0
College total (three years)		22	17	47	920	19.6	76	8	0	0	-	-	0

CHAMPIONSHIP PEDIGREE

The Browns began to make history early in their existence as they appeared in a league championship game in each of their first 10 years. This included their first four seasons in the All-America Football Conference (1946-49) and their first six in the NFL (1950-55). This streak of 10 consecutive appearances is tied for the most among the major professional sports leagues (NFL, NBA, MLB, NHL).



SIMEON THOMAS

POSITION | DEFENSIVE BACK
SCHOOL | LOUISIANA-LAFAYETTE
HT 6-3 | **WT** 190
BORN | 9/22/93
ACQUIRED | D6B - 18
NFL EXPERIENCE | ROOKIE

33

TRANSACTIONS

Selected by the Cleveland Browns in the sixth round (188th overall) of the 2018 NFL Draft.

AT A GLANCE

Totaled 90 tackles, 21 pass breakups, two interceptions, one forced fumble and one fumble recovery in 31 career games at Louisiana-Lafayette.

Majored in communications and would like to be an ESPN broadcaster if he wasn't playing football.

Cousin, Levonte Whitfield, was a four-year letter winner at Florida State and is a member of the Cincinnati Bengals.

COLLEGE:

Played in 31 career games at Louisiana-Lafayette... Tallied 90 tackles, 21 pass breakups, two interceptions, one forced fumble and one fumble recovery... Played in nine games with 42 tackles and 12 passes defended as a senior in 2017... Appeared in all 13 games as a junior in 2016, logging 40 tackles, seven passes defended, two picks, a forced fumble and a fumble recovery... Redshirted in 2015... Did not play during the

2014 season... Played in nine games as a freshman in 2013, making eight tackles and breaking up a pair of passes... Majored in communications.

PERSONAL:

Given name is Simeon Gevrale Thomas... Native of Miami, Fla... Nickname is Bo... Son of Tiffany Paramore... Lists his mother as his biggest influence in life... Has two brothers and a sister... One brother, Jamahd, is in the military... Cousin, Levonte Whitfield, was a four-year letter winner at Florida State and is a member of the Cincinnati Bengals... Another cousin, Marvin Bracy, played football at Florida State as well.

High School: Attended Carol City High School (Miami Gardens, Fla)... Ranked No. 20 in the Miami Herald list of the top Miami-Dade County recruits as a senior... Notched 35 tackles with two interceptions as a senior... Played in the Nike Dade against Broward All-Star game... Made 65 tackles with three interceptions as a junior.

Community Involvement: Has worked at his mother's non-profit organization, the Paramore Foundation, dedicated to supporting the homeless and displaced citizens.

Hobbies/Interests: Enjoys fishing and playing video games in his spare time... Get Rich or Die Trying is his favorite movie... Would like to be working as an ESPN broadcaster if he wasn't playing football.

SIMEON THOMAS CAREER STATISTICS

Year	Team	TACKLES						INTERCEPTIONS					FUMBLES		
		GP	GS	Tot	Solo	Asst	Sk	No	Yds	Lg	TD	PD	FF	FR	Yds
2013	Louisiana	9	0	9	8	0	0.0	0	0	-	0	2	0	0	0
2014	Louisiana	0	0	0	0	0	0.0	0	0	-	0	0	0	0	0
2015	Louisiana	0	0	0	0	0	0.0	0	0	-	0	0	0	0	0
2016	Louisiana	13	7	40	24	16	0.0	2	0	0	7	1	1	0	
2017	Louisiana	9	8	42	33	9	0.0	0	0	-	0	12	0	0	0
College total (five years)		31	15	90	65	25	0.0	0	0	0	21	1	1	0	



JULIAN ALLEN

POSITION | TIGHT END
SCHOOL | SOUTHERN MISSISSIPPI
HT 6-3 | **WT** 245
BORN | 5/31/94
ACQUIRED | FA - 18
NFL EXPERIENCE | ROOKIE

86

TRANSACTIONS: Signed by the Cleveland Browns as an undrafted free agent on May 6, 2018.

COLLEGE: Transferred to Southern Mississippi from Lackawanna College (Scranton, Pa.) in 2015 as a junior... Redshirted the 2015 season...Compiled 22 catches for 298 yards in two seasons at Southern Mississippi from 2016-17...At Lackawanna from 2013-14, collected 14 receptions for 191 yards and four touchdowns... Recruited as wide receiver, but injuries to his teammates forced him to move to tight end...Majored in entrepreneurship.

PERSONAL: Given name is Julian Landon Allen...Native of Sewell, N.J...Son of Tracy and Rob Allen...Has a younger sister, Jordyn, and a younger brother, Jaden...Cousins, Andre and Anthony Dirrell, are professional boxers... **High School:** Played wide receiver and defensive end at Washington Township High School (Sewell, N.J)... Helped his team to a 7-3 record as a junior, posting 35 receptions and three touchdowns...Tallied 28 tackles and forced a turnover...Named All-District as a junior.

COLLEGE: Played in 38 games with three starts as a defensive back and return specialist at Tennessee... Returned 53 kickoffs for 1,820 yards and four touchdowns, tied for the most scores in program history...Accrued the best career kickoff return average (min. 25 returns) in Tennessee history with a 34.2 average...Added 35 tackles and a 100-yard interception returned for a touchdown...Earned First Team All-American by Walter Camp, Sporting News and Sports Illustrated in 2015, as well as Second Team All-American according to CBS Sports and FOX Sports... Named 2015 SEC Special Teams Player of the Year... Majored in sociology.

PERSONAL: Given name is Evan Lawrence Berry... Native of Fairburn, Ga...Son of Carol and James Berry... Twin brother, Elliot, was a linebacker at Tennessee and was invited to attend the Kansas City Chiefs' rookie minicamp...Older brother, Eric, is a Pro Bowl safety for the Chiefs and is a former All-American for the Vols... His father was a running back at Tennessee from 1978-81...**High School:** Attended Creekside High School (Canton, Ga)... Named a Class 5A All-State first team defensive back...Helped lead his team to an undefeated record and state championship as a defensive back and quarterback...Also competed in track and field and was the 2013 Georgia Class 5A 100-meter dash champion...**Community Involvement:** Involved in his brother's charity, the Eric Berry Foundation, dedicated to providing beneficial opportunities and a safe environment for children...Worked camps that were hosted by the foundation...**Hobbies/Interests:** Enjoys listening to music and is skilled at playing the piano and trumpet...Also enjoys singing and says he would be making music if he wasn't playing football...Has been playing instruments since childhood and wanted to be in the marching band growing up...Likes the Toy Story movie franchise and lists The Walking Dead as his favorite T.V. show.



EVAN BERRY

POSITION | WIDE RECEIVER
SCHOOL | TENNESSEE
HT 5-11 | **WT** 202
BORN | 11/4/95
ACQUIRED | FA - 18
NFL EXPERIENCE | ROOKIE

89

TRANSACTIONS: Signed by the Cleveland Browns as an undrafted free agent on May 4, 2018.



C.J. BOARD

POSITION | WIDE RECEIVER
SCHOOL | CHATTANOOGA
HT 6-1 | **WT** 181
BORN | 12/12/93
ACQUIRED | FA - 18
NFL EXPERIENCE | 1ST YEAR

16

TRANSACTIONS: Originally signed as an undrafted free agent with the Baltimore Ravens on May 4, 2017...

Waived by the Ravens on Sept. 1, 2017...Signed to the Tennessee Titans' practice squad on Oct. 10, 2017...Released from the Titans' practice squad on Nov. 28, 2017...Signed to the Cleveland Browns' practice squad on Dec. 26, 2017...Signed by the Browns on Jan. 2, 2018.

SEASONAL REVIEWS: 2017: Spent the final week of the season on the Browns' practice squad after spending Weeks 6-12 on the Titans' practice squad.

COLLEGE: Attended the University of Tennessee at Chattanooga...Appeared in 51 games with 47 starts in four seasons...Caught 146 passes for 2,032 yards with 10 touchdowns...Was sixth all time in receptions and fifth all time in receiving yards...Started all 13 games a senior...Had a career-high 46 catches for 725 yards and five touchdowns...Earned second-team All-SoCon punt returner as a junior...Led the team with 42 catches for 587 yards and three touchdowns...Named second-team All-SoCon as a sophomore...Was second on the team with 35 catches for 507 yards and two touchdowns...Was fifth on the team with 23 catches for 213 yards as a freshman...Graduated with a degree in civil engineering.

PERSONAL: Given name is Clarence J. Board...Native of Clarksville, Tenn...**High School:** Attended West Creek High School in Clarksville, Tenn...Recorded 48 receptions for 817 yards and 10 touchdowns as a junior...Three-time all-district and all-area player...Two-time all-region player...Three-sport standout, also playing baseball and basketball.



DEVON CAJUSTE

POSITION | TIGHT END
SCHOOL | STANFORD
HT 6-4 | **WT** 242
BORN | 1/31/93
ACQUIRED | FA - '18
NFL EXPERIENCE | 1ST YEAR

49

TRANSACTIONS: Originally signed by the San Francisco 49ers as an undrafted free agent on May 6, 2016...Waived by the 49ers on Sept. 3, 2016...Added to the Green Bay Packers' practice squad on Sept. 7, 2016...Released from the Packers' practice squad on Dec. 27, 2016...Signed by the Cleveland Browns on Jan. 31, 2018.

SEASONAL REVIEWS: 2016: Spent 16 weeks on the Packers' practice squad...Spent training camp with the 49ers.

245 | 2018 MEDIA GUIDE

COLLEGE: Registered 90 receptions for 1,589 yards and 14 TDs during his Stanford career...Appeared in 13 games in 2015, recording 27 catches for 383 yards and three TDs...Started 11 games, compiling 34 receptions for 557 yards and six TDs in 2014...Appeared in 13 games and hauled in 28 passes for 642 yards and five TDs in 2013...Played in eight games in 2012 and registered one reception for seven yards...Majored in science, technology and society.

PERSONAL: Native of Seaford, N.Y...Name is pronounced DEV-in kuh-JUICE...Son of Gregory and Andrea Cajuste...

High School: Attended Holy Cross High School in Flushing, N.Y...Led the league in receptions (47), receiving yards (864) and touchdowns (nine) as a senior...**Community Involvement:** In his free time, works at the Stem Cell Lokey building on cancer research, specifically working on curing lung cancer...Also works on curing autoimmune diseases...**Hobbies/Interests:** Enjoys music...Plays trumpet, piano and ukulele...Likes cycling and hiking on the weekends.



ELTJAH CAMPBELL

POSITION | DEFENSIVE BACK
SCHOOL | NORTHERN IOWA
HT 5-11 | **WT** 190
BORN | 8/24/95
ACQUIRED | FA - '18
NFL EXPERIENCE | ROOKIE

43

TRANSACTIONS: Signed by the Cleveland Browns as an undrafted free agent on May 4, 2018.

COLLEGE: Played in 24 games at Northern Iowa from 2016-17 after transferring from Northern Illinois in 2015...Tallied 87 tackles, 15 pass breakups and eight interceptions as a Panther...Named an All-American after last season as a senior...Claimed All-MVFC first team honors as well...Awarded All-MVFC second team honors and was named to the All-Newcomer team as a junior in 2016...Competed in outdoor track and field in his senior year, running the 100-meter dash...Earned his degree in liberal studies.

PERSONAL: Given name is Elijah Kahlil Campbell...Native of St. Paul, Minn...Son of Jamal and Denna Hickman...Has a newborn son...Says his mother is his biggest influence...Has two uncles in the military...**High School:** Attended St. Paul Central (St. Paul, Minn)...Helped his team to an 8-1 record in 2012, rushing for 1,002

yards and 18 touchdowns...Contributed 69 tackles and six interceptions...Also lettered in track and field, competing in the 100-meter dash and was a state champion...**Community Involvement:** Has participated in The MS Bike and MS Walk for multiple sclerosis...**Hobbies/Interests:** Talented at juggling and at the hacky sack...Has a fear of heights...Would be coaching if he wasn't playing football...Lists Seven Pounds as his favorite film and J. Cole as his favorite recording artist.



CHRISTIAN DiLAURO

POSITION | OFFENSIVE LINE
SCHOOL | ILLINOIS
HT 6-6 | **WT** 300
BORN | 11/11/94
ACQUIRED | FA - '18
NFL EXPERIENCE | ROOKIE

61

TRANSACTIONS: Signed by the Cleveland Browns as an undrafted free agent on May 4, 2018.

COLLEGE: Started 38 of 48 games played at Illinois, seeing action at both the guard and tackle positions... Named to ESPN.com's Big Ten All-Freshman team in 2014, as well as being named an Academic All-Big Ten honoree...Redshirted the 2013 season after enrolling early to participate in 2013 spring practices...Earned his degree in agricultural accounting.

PERSONAL: Given name is Christian Joseph DiLauro... Native of Uniontown, Ohio... Son of Matt and Shawna DiLauro...Uncle, Joe, and father, Matt, both played collegiate football at Toledo...**High School:** Attended Green High School (Green, Ohio)...Earned first-team All-Suburban League as a junior and second team as a senior...Awarded honorable mention All-Northeast Ohio as a senior...Played tight end and defensive line...Recorded 21 receptions for 198 yards and one touchdown as a senior, along with 27 tackles, one interception and two pass breakups...Logged 19 receptions for 290 yards and one score with 37 tackles, two sacks as a junior...Also was first-team All-Suburban League in track and field as a junior in shot put and discus...**Community Involvement:** Participated in several community events while in college...The Wounded Warrior Project has special meaning to him due to his grandfather being a veteran...**Hobbies/Interests:** Enjoys golfing, but would be a baseball player if he wasn't pursuing football...Likes spending time with his cousins and playing Fortnite on PlayStation 4...How I Met Your Mother is his favorite T.V. show.



DANIEL EKUALE

POSITION | DEFENSIVE LINE
SCHOOL | WASHINGTON STATE
HT 6-3 | **WT** 300
BORN | 1/13/94
ACQUIRED | FA - '18
NFL EXPERIENCE | ROOKIE

96

TRANSACTIONS: Signed by the Cleveland Browns as an undrafted free agent on May 4, 2018.

COLLEGE: Appeared in 51 games with 22 starts at Washington State...Recorded 71 career tackles, three sacks and two forced fumbles...Played in all 13 games with 12 starts and recorded 17 tackles, a sack and a forced fumble as a senior last season...Started nine of 13 games as a junior in 2016, recording a career-high 23 tackles and a sack...Saw action in all 13 games as sophomore in 2015, notching 22 tackles and a forced fumble...Appeared in all 12 games as a freshman in 2014, tallying nine tackles and a sack...Redshirted the 2013 season...Earned his degree in social science.

PERSONAL: Given name is Tanielu Ekuale...Last name pronounced Eee-qwall-Hay...Native of Pago Pago, American Samoa...**High School:** Attended Nuuli Technical High School (Tafuna, American Samoa)...**Hobbies/Interests:** Enjoys playing Call of Duty and Fortnite...Likes listening to R&B music...The Avengers movie franchise is his personal favorite...Is a talented cook and says fried chicken is his specialty.



JEREMY FAULK

POSITION | DEFENSIVE LINE
SCHOOL | GARDEN CITY C.C.
HT 6-2 | **WT** 305
BORN | 9/13/93
ACQUIRED | FA - '18
NFL EXPERIENCE | 1ST YEAR

97

TRANSACTIONS: Originally signed by the New York Jets as an undrafted free agent on Aug. 4, 2017...Waived

by the Jets on Sept. 1, 2017...Signed by the Cleveland Browns on Jan. 11, 2018.

SEASONAL REVIEWS: 2017: Spent training camp with the Jets.

COLLEGE: Following a short stint at Florida Atlantic, Faulk registered 87 tackles and 7.5 sacks en route to being named Defensive Player of the Year by the NJCAA while at Garden City in 2015...Transferred to Baylor in Dec. 2015...Returned to Garden City for the 2016 season...Led the Broncbusters to an 11-0 record and the program's first national championship in 2016.

PERSONAL: Native of Hastings, Fla...**High School:** Attended Palatka High School in Hastings, Fla...**Hobbies/Interests:** Enjoys spending time with his family.



MARCELL FRAZIER

POSITION | DEFENSIVE LINE
SCHOOL | MISSOURI
HT 6-4 | **WT** 261
BORN | 1/8/94
ACQUIRED | W. (SEA.) - '18
NFL EXPERIENCE | ROOKIE

57

TRANSACTIONS: Signed by the Seattle Seahawks as an undrafted free agent on May 4, 2018...Waived by the Seahawks on May 17, 2018...Claimed by the Cleveland Browns via waivers on May 18, 2018.

COLLEGE: Played 36 career games at Missouri, notching 87 tackles, 16.5 sacks, seven passes batted down, three forced fumbles and two fumble recoveries...Saw action in 12 games as a redshirt senior with 36 tackles, five pass breakups, seven sacks and a forced fumble...Named second team All-SEC...Started five of 12 games in 2016 as a junior, recording 33 tackles, 7.5 sacks and two pass breakups...Played in all 12 games with three starts in 2015 as a sophomore...Notched eight tackles, two sacks and forced fumble...Majored in interdisciplinary studies.

PERSONAL: Given name is Marcell Wayne Frazier...Native of Portland, Ore...Son of Tyrone and Cheryl Frazier...Has four older siblings, Cherrell, Jasmine, Tyrell and Michelle...**High School:** Attended David Douglas High School (Portland, Ore.)...Played wide receiver and defensive end...As a senior, had 51 receptions for 784 yards and eight touchdowns and recorded 43 tackles and 15 sacks on defense...As a junior, played tight end

247 | 2018 MEDIA GUIDE

and had eight catches for two scores...Added 13 sacks on defense...Earned all-league second team honors as a senior at both wide receiver and defensive end...Earned all-league first team honors as a tight end and was second team as a defensive end as a junior...Also participated in basketball and track and field...**Hobbies/Interests:** Lists hiking, river activities and watching anime as hobbies.



EVERY GENNESY

POSITION | OFFENSIVE LINE
SCHOOL | TEXAS A&M
HT 6-3 | **WT** 318
BORN | 2/6/94
ACQUIRED | W. (JAC.) - '18
NFL EXPERIENCE | 1ST YEAR

67

TRANSACTIONS: Originally signed by the Jacksonville Jaguars as an undrafted free agent on May 1, 2017...Waived by the Jaguars on Sept. 2, 2017...Added to the Jaguars' practice squad on Sept. 3, 2017...Removed from the Jaguars' practice squad on Sept. 14, 2017...Signed by the Jaguars as a free agent on Jan. 22, 2018...Waived by the Jaguars on May 14, 2018...Claimed by the Cleveland Browns via waivers on May 15, 2018.

SEASONAL REVIEWS: 2017: Spent the offseason and training camp with the Jaguars before being added to the team's practice squad for part of the season.

COLLEGE: Started every game (26) he appeared in for the Aggies over his junior and senior seasons combined (2015-16), all of which were consecutive...Earned first team All-sec honors as a senior in 2016...Was a member of the SEC Academic Honor Team as a junior in 2015...Redshirted in 2014 after transferring to Texas A&M from East Mississippi Community College...Earned a spot on the 2014 SEC Academic Honor Team...Majored in agricultural leadership and development.

PERSONAL: Native of Southaven, Miss...Last name is pronounced JIN-ih-see...Mother's name is Roberta Matthews...**High School:** Attended Southaven High School (Southaven, Miss.).


GEOFF GRAY

POSITION | OFFENSIVE LINE
SCHOOL | MANITOBA
HT 6-5 | **WT** 315
BORN | 11/8/94
ACQUIRED | FA - 17
NFL EXPERIENCE | 1ST YEAR

79

TRANSACTIONS: Originally signed by the Green Bay Packers as an undrafted free agent on May 5, 2017...Waived by the Packers on Sept. 2, 2017...Signed to the New York Jets' practice squad on Sept. 4, 2017...Signed by the Cleveland Browns off of the Jets' practice squad on Dec. 13, 2017.

SEASONAL REVIEWS: 2017: Inactive Weeks 15-17 (coach's decision).

COLLEGE: Started 36 of 38 games in four seasons at Manitoba...Started all eight games as a senior in 2016, with six coming at RG and two at RT...Was named the Canada West Outstanding Down Lineman of the Year, first team All-Canadian and a Canada West all-star...Started all nine games at RT as a junior in 2015, his third consecutive year with a postseason start...Started all 11 games at RG as a sophomore in 2014, helping the Bison clinch the Canada West title for the school's 11th Hardy Cup trophy...Started eight of 10 games played as a freshman in 2013, seeing time at both guard spots...Majored in mechanical engineering.

PERSONAL: Given name is Geoff Stuart Gray...Native of Winnipeg, Man....Sister, Emma, rows in the Canadian national program...**High School:** Attended University of Winnipeg (Man.) Collegiate...Played both offensive and defensive line...Also played basketball and rugby.


MICAH HANNEMANN

POSITION | DEFENSIVE BACK
SCHOOL | BYU
HT 6-0 | **WT** 195
BORN | 8/15/94
ACQUIRED | FA - 18
NFL EXPERIENCE | ROOKIE

35

TRANSACTIONS: Signed by the Cleveland Browns as an undrafted free agent on May 4, 2018.

COLLEGE: Played in 44 career games at BYU, starting 22 games at safety and 13 at cornerback...Accrued 123 tackles, 12 passes defended, one sack and one forced fumble...Added four interceptions, one of which was returned 46 yards for a score...Started 10 of 11 games as a senior in 2017...Posted 48 tackles, a pick-six, two passes dfensed and a forced fumble...Started all 12 games as s junior in 2016 with 28 tackles, an interception and five pass breakups...Started all 13 games as a sophomore in 2015...Added 46 tackles, one sack, two interceptions and seven passes batted down...Earned a Phil Steele Postseason All-Independent second team nod...Did not play 2013-14...Played in eight games as a freshman in 2012...Majored in sociology.

PERSONAL: Given name is Micah Joseph Hannemann...Last name pronounced HANN-uh-mann...Native of Alpine, Utah...Son of Howard and Mindy Hannemann...One of six children...Brother, Jacob, is an outfielder in the Chicago Cubs organization and is currently a member of its AAA affiliate, the Iowa Cubs...Other brother, Kyle, was a defensive back at Southern Utah...His mother is his biggest influence...Completed an LDS mission trip in Southern California from 2013-15...Would be doing social work and running group homes if he wasn't playing football...**High School:** Attended Lone Peak High School (Highland, Utah)...Helped lead his team to a state championship in 2011...Received first team all-state honors...Lettered in baseball and track and field as well...**Hobbies/Interests:** Loves the outdoors and enjoys camping and hiking...Lists The Office as his favorite television program and Cool Runnings as his favorite movie.



DESMOND HARRISON

POSITION | OFFENSIVE LINE
SCHOOL | WEST GEORGIA
HT 6-6 | **WT** 295
BORN | 10/18/93
ACQUIRED | FA - 18
NFL EXPERIENCE | ROOKIE

69

TRANSACTIONS: Signed by the Cleveland Browns as an undrafted free agent on May 4, 2018.

COLLEGE: Started nine of 10 contests at West Georgia in 2017 after transferring from Texas, where he played as a reserve offensive tackle in seven games...Transferred to Texas from Contra Costa Community College (San Pablo, Calif.), where he played out the 2011-12 seasons...Named to the All-America Community College first team in 2012...Selected to the 2012 All-California Community College Region III first team...Honored as the top offensive lineman on the All-Bay Valley Conference team...Majored in sports management.

PERSONAL: Given name is Desmond Laquawn Harrison...Native of Houston, Texas...**High School:** Attended Oak Ridge Military Academy (Oak Ridge, N.C.)...**Hobbies/Interests:** Enjoys drawing and jet skiing when he's not playing football.



DONTRELL HILLIARD

POSITION | RUNNING BACK
SCHOOL | TULANE
HT 5-11 | **WT** 202
BORN | 2/26/96
ACQUIRED | FA - 18
NFL EXPERIENCE | ROOKIE

25

TRANSACTIONS: Signed by the Cleveland Browns as an undrafted free agent on May 4, 2018.

COLLEGE: Played in 47 career games with 33 starts at Tulane...Rushed 557 times for 2,948 yards and 30

249 | 2018 MEDIA GUIDE

touchdowns...Caught 70 passes for 740 yards and four scores...Returned 18 kickoffs for 278 yards...Started all 12 games as a senior in 2017, rushing 210 times for 1,091 yards and 12 touchdowns...Caught eight passes for 115 yards and a pair of touchdowns...Earned American Athletic Conference second team honors...Started all 11 games as a junior in 2016, leading the team in both rushing yards (759) and rushing touchdowns (nine)...Added 135 rushing attempts, and nine receptions for 114 yards...Started two of 12 games as a sophomore in 2015, leading the team in rushing attempts (115), rushing yards (646) and rushing touchdowns (six)...Recorded 23 receptions for 267 yards and a score...Started two of 12 games played as a true freshman in 2014, logging 97 rushes for 452 yards and three touchdowns...Hauled in 30 catches for 244 yards and a touchdown...Also competed in outdoor track and field...His 4x100-relay team placed third in the AAC...Majored in digital design.

PERSONAL: Given name is Dontrell Donmond Hilliard...Name pronounced don-TRELL HIL-yardt...Native of Baton Rouge, La...Would be an engineer if he wasn't playing football...**High School:** Attended Scotlandville High School (Baton Rouge, La.)...Lettered all four years...Helped lead his team to a 26-13 overall record with three trips to the state playoffs...Claimed all-district honors all four years and was first team as a sophomore, junior and senior...Named first team all-metro his final two seasons and honorable mention as a sophomore...Was honorable mention all-state as a senior after running for 978 yards for 16 touchdowns...Posted 1,096 rushing yards and 19 scores as a junior...**Community Involvement:** Tutored elementary school students in college...**Hobbies/Interests:** Like playing video games, including Fortnite and Madden...Lists Prison Break as his favorite TV show.



LENNY JONES

POSITION | DEFENSIVE LINE
SCHOOL | NEVADA
HT 6-2 | **WT** 256
BORN | 8/8/91
ACQUIRED | FA - 18
NFL EXPERIENCE | 1ST YEAR

91

TRANSACTIONS: Signed by the San Francisco 49ers as an undrafted free agent on May 6, 2016...Waived by the 49ers on Aug. 4, 2016...Signed off waivers by the Oakland Raiders in Aug. 5, 2016...Waived by the Raiders

on Aug. 29, 2016...Added to the Los Angeles Rams' practice squad on Nov. 18, 2016...Added to the Dallas Cowboys' practice squad on Jan. 10, 2017...Signed by the Cowboys as a free agent on May 1, 2017...Waived by the Cowboys on Sept. 2, 2017...Signed by the Cleveland Browns as a free agent on May 6, 2018.

SEASONAL REVIEWS: **2017:** Spent the offseason and training camp with the Cowboys...**2016:** Spent part of the season on the Rams' and Cowboys' practice squads.

COLLEGE: Played in 50 games with 31 starts at Nevada, totaling 149 tackles and 19 sacks...As a senior in 2015, started 11 of 12 games with 45 tackles and six sacks...Earned second team All-Mountain West honors...In his junior season in 2014, logged 36 tackles, five sacks and two interceptions in 13 games...Started seven of 12 games as a sophomore in 2013, registering 31 stops and three sacks...As a freshman in 2012, started all 13 contests and notched 37 tackles, five sacks and three forced fumbles...Earned freshman second team All-America... Redshirted in 2011...Majored in human development and human studies.

PERSONAL: Given name is Clifton Len Jones...Native of Oakland, Calif...Son of Annette Jackson...Has a younger sister, Aniyah Hampton...Grandmother's name is Dolores Jackson...**High School:** Attended San Leandro High School (San Leandro, Calif)...Earned first team all-league honors as a tight end and defensive end...Was also a three-year letter winner in basketball...Holds the school record for most touchdowns by a tight end...**Community Involvement:** Volunteered at the Cowboys U High School Camp when he was with Dallas in 2017...**Hobbies/Interests:** Enjoys playing basketball in his spare time.



FRED LAUINA

POSITION | OFFENSIVE LINE
SCHOOL | OREGON STATE
HT 6-4 | **WT** 315
BORN | 5/17/95
ACQUIRED | FA - '18
NFL EXPERIENCE | ROOKIE

60

TRANSACTIONS: Signed by the Cleveland Browns as an undrafted free agent on May 4, 2018.

COLLEGE: Played 45 career games at Oregon State...

Has seen game action at both guard spots...Redshirted in 2013...Earned his degree in sociology.

PERSONAL: Given name is Fred Numia Lauina... Last name pronounced lau-EE-nah...Native of Nuuli, American Samoa... Son of Faleupolu and Toetu Lauina... Lists his father as his biggest influence...**High School:** Attended Manumalo Baptist High School (Pago Pago, American Samoa), but played for Tafuna High School (Tafuna, American Samoa)...Started for two seasons on the offensive line...Also played basketball and rugby and says he would still be competing in rugby if he wasn't playing football...**Community Involvement:** Has past experience volunteering with the Boys & Girls Clubs of America...**Hobbies/Interests:** Is a talented singer and enjoys performing country and reggae music...Has an interest in animation and practices it in his free time... Says Gladiator is his favorite film.



ROSS MARTIN

POSITION | KICKER
SCHOOL | DUKE
HT 5-9 | **WT** 187
BORN | 7/3/93
ACQUIRED | FA - '18
NFL EXPERIENCE | 1ST YEAR

7

TRANSACTIONS: Originally signed by the New York Jets as an undrafted free agent on May 6, 2016...Waived by the Jets on Aug. 28, 2016...Signed by the Jets on Jan. 4, 2017...Waived by the Jets on Sept. 1, 2017...Signed by the Cleveland Browns as a free agent on June 14, 2018.

SEASONAL REVIEWS: **2017:** Spent all of the offseason and training camp with the Jets for the second consecutive season...**2016:** Spent all of the offseason and training camp with the Jets, after joining the team as an undrafted free agent.

COLLEGE: Lettered all four years at Duke...Three-time honorable mention All-America choice by Sports Illustrated (2012, 2014-15)...Played in 53 career games, totaling 430 points on 78 of 93 (.893) field goals and 196 of 197 (.995) PATs...Finished career with Duke career records for field goals made (78), field goals attempted (93), field goal percentage (.893), field goals of 50-plus yards made (eight), PATs (196), consecutive PATs made (152) and total points (430)... Set Duke single-season records in 2015 for field goals made (26), field goals attempted (30), points (120) and

field goals of 50-plus yards made (four)...Established the three highest single-season point totals in Duke history, including his 120 in 2015, 107 in 2014 and 106 in 2012...In conference history, finished his career ranked second in points, third in field goals and fifth in PATs...Concluded career as one of just three players in ACC history with 400 points or more...Scored a point in all 53 career games...Set three of Duke's top five streaks for consecutive field goals made (13 in 2012 and 15 in 2013-15)...Recorded 16 games with 10-plus points...Made multiple field goals in 27 games...Earned a degree in psychology along with a certificate in markets and management.

PERSONAL: Native of Solon, Ohio...Son of Kristi and Jim Martin...Uncle, Raymond "Bucky" Dahman lettered three years (1925-27) in football at Notre Dame...**High School:** Attended Walsh Jesuit High School (Cuyahoga Falls, Ohio)...All-America pick by USA Today (first team), Under Armour (first team), Sports Illustrated (second team) and ESPN.com (third team) as a senior...Two-time first team all-state and all-district pick by the Associated Press...Named to state all-star teams by the Akron Beacon Journal (2011) and Cleveland Plain Dealer (2010-11).



MONTREL MEANDER

POSITION | DEFENSIVE BACK
SCHOOL | GRAMBLING STATE
HT 6-2 | **WT** 215
BORN | 9/20/94
ACQUIRED | FA - '18
NFL EXPERIENCE | ROOKIE

30

TRANSACTIONS: Signed by the Cleveland Browns as an undrafted free agent on May 4, 2018.

COLLEGE: Transferred to Grambling State in 2016 after a stint at Texas...Played in all 13 games as a senior in 2017, totaling 49 tackles, two interceptions and two pass breakups...Earned his degree in criminal justice.

PERSONAL: Given name is Montrel De'Shawn Meander...Last name pronounced ME-ander...Native of Amarillo, Texas...Son of Alecia Meander...Considers his uncle, Wayne, to be his mentor...His mother beat thyroid cancer...**High School:** Attended Palo Duro High School (Amarillo, Texas)...Played safety, wide receiver and running back while also returning kicks...Named District 3-4A Defensive Player of the Year and second team all-

251 | 2018 MEDIA GUIDE

district at wide receiver as a senior...Registered 109 tackles, one INT and seven passes defended...Caught 24 passes for 363 yards and three scores...Rushed for 182 yards and one touchdown on 21 carries...Selected first team All-District 3-4A at running back as a junior...Named first team All-District 3-4A as a sophomore...Participated in track and field in the 100 meter, 200 meter, 4x100 meter, 4x200 meter and long jump...Placed seventh in the 200 meter in the 2012 4A state finals...Placed third in the 200 meter in the 2011 4A state finals...**Community Involvement:** Enjoys working with and mentoring kids in his free time...Worked as a mental health specialist at the Methodist Children's Home in Ruston, La...**Hobbies/Interests:** Likes to go shopping in his free time when he's not working with kids...Talented ping pong player...Lists The Hangover as his favorite movie.



BROGAN ROBACK

POSITION | QUARTERBACK
SCHOOL | EASTERN MICHIGAN
HT 6-3 | **WT** 215
BORN | 8/29/94
ACQUIRED | FA - '18
NFL EXPERIENCE | ROOKIE

3

TRANSACTIONS: Signed by the Cleveland Browns as an undrafted free agent on May 14, 2018.

COLLEGE: Saw action in 46 games at Eastern Michigan, completing 745 passes for 1,284 yards and 57 touchdowns...Added 175 rushing attempts for 223 yards and five scores...Saw limited action as a punter, booting the ball 11 times for 487 yards and placed it inside the 20 on four occasions...Set program records with 57 touchdown passes and 8,876 yards of total offense for his career...Ranked second all-time with 745 completions and 8,653 yards passing...As a senior in 2017, played in 12 games...Ranked 27th nationally in passing yardage (2,890), 34th in passing touchdowns (19), and 36th in passing yards per game (240.8)...Selected third team All-MAC...In his junior year in 2016, started eight games and played in 10...Finished with 219 completions for 2,694 yards and 18 touchdowns...As a sophomore in 2015, played in all 12 games, making 10 starts...Rushed for 47 yards and a touchdown...Completed 211 of 346 passes for 2,304 yards and 16 touchdowns...Appeared in three games before being medically redshirted in 2014...Appeared in nine games in his freshman season in 2013, starting four of them...

Threw for 640 yards and four touchdowns...Majored in communications.

PERSONAL: Given name is Brogan William Roback... Native of Maumee, Ohio...Son of William and Ronda Roback...Sister, Paige, played volleyball at Eastern Michigan...Father played football and basketball for Western Michigan and Adrian College from 1978-81...
High School: Attended St. John's Jesuit High School (Toledo, Ohio)...Finished his high school career with 5,887 yards and 60 touchdowns...Earned an invitation to the New York City Elite 11 regional and was named the MVP.



TIGIE SANKOH

POSITION | DEFENSIVE BACK
SCHOOL | UNIVERSITY OF GREENWICH
HT 5-11 | **WT** 214
BORN | 11/4/97
ACQUIRED | FA - '18
NFL EXPERIENCE | ROOKIE

25

TRANSACTIONS: Signed by the Cleveland Browns as an international player on May 14, 2018.

COLLEGE: Attended the University of Greenwich (London, England) before competing at the American Football Academy at Filton College (Bristol, England)... Went on to represent the London Warriors in the British American Football League...Majored in accounting and finance.

PERSONAL: Name is pronounced tig-EE san-KOH... Native of London, England...Son of Nancy and Alhaje Sankoh...Lists his mother as his biggest influence... Says he would be working on Wall Street if he wasn't playing football...Lived in Maryland until he was 15 years old, when he moved to London from the United States...
High School: Attended Archbishop Tenison's Church of England High School (Croydon, Englnad)...
Hobbies/Interests: Enjoys playing pick-up basketball in his free time, as well as playing video games and reading...Lists '48 as his favorite book, an alternative history novel by British horror author James Herbert...Says Law Abiding Citizen is his favorite movie and Power is his favorite television show...His favorite recording artist is Dave East, an American rapper.



DA'MARI SCOTT

POSITION | WIDE RECEIVER
SCHOOL | FRESNO STATE
HT 6-0 | **WT** 205
BORN | 8/8/95
ACQUIRED | FA - '18
NFL EXPERIENCE | ROOKIE

10

TRANSACTIONS: Signed by the Cleveland Browns as an undrafted free agent on May 4, 2018.

COLLEGE: Played in 41 games at Fresno State, catching 60 passes for 832 yards and five touchdowns... Returned 69 kickoffs for 1,470 yards...As a senior last year, caught a career-high 57 passes for 566 yards and a touchdown...Added seven kick returns for 170 yards... Redshirted in 2016...As a junior in 2015, Started nine of 11 games and totaled 24 receptions for a career-best 364 yards...Added a career-high three receiving scores...Returned 26 kickoffs for 579 yards, both career highs...Played in a career-high 14 games (one start) in his sophomore season in 2014...Finished the year with eight catches for 214 yards and one touchdown... Returned 16 kickoffs for 329 yards...Played in 10 games as a true freshman in 2013, contributing mostly on special teams...Returned 20 kickoffs for 392 yards... Majored in African studies.

PERSONAL: Given name is Da'Mari Ladon Scott...Native of Muskegon Heights, Mich... Son of the late Donna Covington and Darreco Scott...Has three siblings, Dakiya, Dominique and Darreco...Lists his mother as his biggest influence in life...
High School: Attended Cathedral High School (Los Angeles, Calif.)... Notched 76 receptions for 913 yards and 14 touchdowns as a senior...Posted 40 tackles, two sacks and two interceptions...Averaged 25.9 yards on eight kickoff returns and 17.0 yards on four punt returns...Helped lead his team to a 10-3 overall record and the CIF Northern Division playoffs...
Hobbies/Interests: Enjoys cooking in his free time... Lists The Hunger Games as his favorite movie and Family Guy as his favorite television show.



BRADY SHELDON

POSITION | LINEBACKER
SCHOOL | FERRIS STATE
HT 6-5 | **WT** 220
BORN | 2/23/93
ACQUIRED | W. (OAK.) - '18
NFL EXPERIENCE | 1ST YEAR

49

TRANSACTIONS: Originally signed by the Oakland Raiders as an undrafted free agent on July 14, 2017...Waived by the Raiders on Sept. 2, 2017...Added to the Raiders' practice squad on Nov. 21, 2017...Promoted to the Raiders' active roster on Dec. 2, 2017...Waived by the Raiders on June 12, 2018...Claimed via waivers by the Cleveland Browns on June 13, 2018.

SEASONAL REVIEWS: 2017: Spent most of the regular season on the Raiders' practice squad, before being promoted to their active roster for the team's final two games.

COLLEGE: As a senior at Division II Ferris State in 2016, logged 54 tackles and a sack...Helped his team advance to the NCAA Division II playoffs for the second consecutive season...Played in all 12 games as a junior in 2015...Totaled 43 tackles...Intercepted a pass for a pick-six 51-yard scoring return...Broke up 12 passes on the season...Did not play in 2014...Saw action in two games during the 2013 season...Notched 13 tackles...Played in five games as a reserve and on special teams during the 2012 season...Redshirted in 2011.

PERSONAL: Native of Novi, Mich...**High School:** Attended Novi High School (Novi, Mich.)...Named All-Oakland County as a senior...Was an all-conference honoree...Also played basketball and ran track.



TRENTON THOMPSON

POSITION | DEFENSIVE LINE
SCHOOL | GEORGIA
HT 6-3 | **WT** 288
BORN | 7/27/96
ACQUIRED | FA - '18
NFL EXPERIENCE | ROOKIE

77

TRANSACTIONS: Signed by the Cleveland Browns as an undrafted free agent on May 4, 2018.

COLLEGE: As a junior last season, registered 38 tackles in 13 games played...Saw the field in 13 games with seven starts as a sophomore in 2016...Led the team's interior linemen with 56 tackles and five sacks...Named the overall MVP and Defensive MVP of the AutoZone Liberty Bowl vs. TCU...Played in 12 games with six starts as a freshman in 2015, totaling 25 tackles and a half-sack...Majored in fashion merchandising.

PERSONAL: Given name is Trenton Charles Thompson...Native of Albany, Ga...Would be working in the fashion industry if he wasn't playing football...**High School:** Attended Westover High School (Albany, Ga.)... Named the 2014 Maxwell Football Club's National High School Player of the Year...Honored in 2014 with the American Family Insurance USA Today ALL-USA first team defense, USA Today All-USA Defensive Player of the Year, Parade Magazine All-America, Atlanta-Journal Constitution Class AAAA Defensive Player of the Year and was a member of the all-state Class AAAA first team defense...Tallied 84 tackles, four sacks, one interception and one forced fumble as a senior...Recorded 148 tackles, 17 sacks, one interception and one forced fumble in his sophomore and junior seasons combined...Helped his team to the Georgia AAAA state playoffs his sophomore, junior and senior years...**Hobbies/Interests:** Likes playing video games and listening to music in his free time...Kevin Gates is his favorite recording artist...The Pursuit of Happiness is his favorite movie.



MARQUEZ WILLIAMS

POSITION | FULLBACK
SCHOOL | MIAMI (FLA.)
HT 5-10 | **WT** 260
BORN | 7/16/94
ACQUIRED | FA - 17
NFL EXPERIENCE | 1ST YEAR

42

TRANSACTIONS: Originally drafted by the Jacksonville Jaguars in the seventh round (240th overall) of the 2017 NFL Draft...Waived by the Jaguars on Oct. 9, 2017... Added to the Cleveland Browns' practice squad on Dec. 23, 2017...Elevated to the Browns' active roster on Dec. 29, 2017.

SEASONAL REVIEWS: 2017: Made NFL debut in Week 17 at Pit (12/31)...Signed to Browns' practice squad prior to Week 16...Spent training camp, offseason and preseason with Jaguars...Waived/injured by Jacksonville on Sept. 1...(12/31) at Pit: Made NFL debut, contributing at FB.

COLLEGE: Appeared in all 13 games with five starts at fullback in his senior season at Miami as a graduate transfer...Recorded the team's first touchdown of the 2016 seasons with a four-yard reception against Florida AGM...Was named a two-time All-South Atlantic Conference fullback during his three seasons at Mars Hill University (N.C.) prior to transferring to Miami... Earned his degree in social work...Began working toward his master's degree in liberal studies at Miami.

PERSONAL: Native of Athens, Ga...**High School:** Attended Clarke Central High School in Athens, Ga... Received all-region honorable mention honors as a senior...Started for three seasons...Also competed in track and field...**Community Involvement:** Spends time in the offseason working with children at the Stonehenge Youth Association in Athens, Ga...**Hobbies/Interests:** Enjoys fishing and taking target practice at shooting ranges...Spends as much time with his family as he can.



DERRICK WILLIES

POSITION | WIDE RECEIVER
SCHOOL | TEXAS TECH
HT 6-4 | **WT** 207
BORN | 10/17/94
ACQUIRED | FA - 18
NFL EXPERIENCE | ROOKIE

84

TRANSACTIONS: Signed by the Cleveland Browns as an undrafted free agent on May 4, 2018.

COLLEGE: Transferred to Texas Tech from Trinity Valley Community College (Athens, Texas) in 2016, playing in 15 games with nine starts as a Red Raider... Tallied 36 receptions for 592 yards and five scores... As a senior in 2017, appeared in seven games with five starts and caught 18 passes for 304 yards and three touchdowns...Played in eight games with four starts as a junior in 2016, recording 288 receiving yards and two touchdowns off 18 catches...At Trinity Valley as a sophomore in 2015, caught 49 passes for 1,115 yards and 14 touchdowns...Led the nation in yards per reception (23.6) and ranked among national leaders in receiving yards (No. 3, 1,115), yards receiving per game (No. 4, 115.5) and touchdown catches (No. 5, 14)...Named to the National Junior College Athletic Association All-America first team and was an All-Conference wide receiver...Transferred to Trinity Valley after playing his redshirt freshman season at Iowa in 2014...Redshirted in 2013...Earned his degree in human sciences.

PERSONAL: Given name is Derrick Christopher Willies... Native of San Bernadino, Calif...Son of Derrick and Mandie Willies...His father has served in the military for over 16 years...**High School:** Attended Rock Island High School (Rock Island, Ill.)...Was a two-time all-state selection...Also played defensive end and safety...Recorded 56 receptions for 877 yards and 10 touchdowns as a senior...Finished with 57 receptions for 934 yards and seven touchdowns as a junior at Burlington High School (Burlington, Iowa), his first season ever playing football...Also competed in track and field and basketball...Earned state track and field titles in the 110-meter hurdles, 300-meter hurdles and 300-meter dash...**Hobbies/Interests:** Is a dog trainer in his spare time and even studied professional dog training...Says he would breed dogs for a living if he wasn't playing football...Also enjoys fishing and hunting and once caught an 18-pound bass...Lists Lords of Dogtown as his favorite film.



2017
SEASON

BOSE

2017 AMERICAN FOOTBALL CONFERENCE

AFC EAST	W	L	T	PCT	PF	PA	HOME	AWAY	CONF	DIV	STRK
*-New England Patriots	13	3	0	.813	458	296	6-2-0	7-1-0	10-2-0	5-1-0	Won 3
y-Buffalo Bills	9	7	0	.563	302	359	6-2-0	3-5-0	7-5-0	3-3-0	Won 1
Miami Dolphins	6	10	0	.375	281	393	4-4-0	2-6-0	5-7-0	2-4-0	Lost 3
New York Jets	5	11	0	.313	298	382	4-4-0	1-7-0	5-7-0	2-4-0	Lost 4
AFC NORTH	W	L	T	PCT	PF	PA	HOME	AWAY	CONF	DIV	STRK
z-Pittsburgh Steelers	13	3	0	.813	406	308	6-2-0	7-1-0	10-2-0	6-0-0	Won 2
Baltimore Ravens	9	7	0	.563	395	303	5-3-0	4-4-0	7-5-0	3-3-0	Lost 1
Cincinnati Bengals	7	9	0	.438	290	349	4-4-0	3-5-0	6-6-0	3-3-0	Won 2
Cleveland Browns	0	16	0	.000	234	410	0-8-0	0-8-0	0-12-0	0-6-0	Lost 16
AFC SOUTH	W	L	T	PCT	PF	PA	HOME	AWAY	CONF	DIV	STRK
z-Jacksonville Jaguars	10	6	0	.625	417	268	6-2-0	4-4-0	9-3-0	4-2-0	Lost 2
y-Tennessee Titans	9	7	0	.563	334	356	6-2-0	3-5-0	8-4-0	5-1-0	Won 1
Indianapolis Colts	4	12	0	.250	263	404	3-5-0	1-7-0	3-9-0	2-4-0	Won 1
Houston Texans	4	12	0	.250	338	436	3-5-0	1-7-0	3-9-0	1-5-0	Lost 6
AFC WEST	W	L	T	PCT	PF	PA	HOME	AWAY	CONF	DIV	STRK
z-Kansas City Chiefs	10	6	0	.625	415	339	6-2-0	4-4-0	8-4-0	5-1-0	Won 4
Los Angeles Chargers	9	7	0	.563	355	272	5-3-0	4-4-0	6-6-0	3-3-0	Won 2
Oakland Raiders	6	10	0	.375	301	373	4-4-0	2-6-0	5-7-0	2-4-0	Lost 4
Denver Broncos	5	11	0	.313	289	372	4-4-0	1-7-0	4-8-0	2-4-0	Lost 2

2017 NATIONAL FOOTBALL CONFERENCE

NFC EAST	W	L	T	PCT	PF	PA	HOME	AWAY	CONF	DIV	STRK
*-Philadelphia Eagles	13	3	0	.813	457	295	7-1-0	6-2-0	10-2-0	5-1-0	Lost 1
Dallas Cowboys	9	7	0	.563	354	332	3-5-0	6-2-0	7-5-0	5-1-0	Won 1
Washington Redskins	7	9	0	.438	342	388	5-3-0	2-6-0	5-7-0	1-5-0	Lost 1
New York Giants	3	13	0	.188	246	388	2-6-0	1-7-0	1-11-0	1-5-0	Won 1
NFC NORTH	W	L	T	PCT	PF	PA	HOME	AWAY	CONF	DIV	STRK
z-Minnesota Vikings	13	3	0	.813	382	252	7-1-0	6-2-0	10-2-0	5-1-0	Won 3
Detroit Lions	9	7	0	.563	410	376	4-4-0	5-3-0	8-4-0	5-1-0	Won 1
Green Bay Packers	7	9	0	.438	320	384	4-4-0	3-5-0	5-7-0	2-4-0	Lost 3
Chicago Bears	5	11	0	.313	264	320	3-5-0	2-6-0	1-11-0	0-6-0	Lost 1
NFC SOUTH	W	L	T	PCT	PF	PA	HOME	AWAY	CONF	DIV	STRK
z-New Orleans Saints	11	5	0	.688	448	326	7-1-0	4-4-0	8-4-0	4-2-0	Lost 1
y-Carolina Panthers	11	5	0	.688	363	327	6-2-0	5-3-0	7-5-0	3-3-0	Lost 1
y-Atlanta Falcons	10	6	0	.625	353	315	5-3-0	5-3-0	9-3-0	4-2-0	Won 1
Tampa Bay Buccaneers	5	11	0	.313	335	382	4-4-0	1-7-0	3-9-0	1-5-0	Won 1
NFC WEST	W	L	T	PCT	PF	PA	HOME	AWAY	CONF	DIV	STRK
z-Los Angeles Rams	11	5	0	.688	478	329	4-4-0	7-1-0	7-5-0	4-2-0	Lost 1
Seattle Seahawks	9	7	0	.563	366	332	4-4-0	5-3-0	7-5-0	4-2-0	Lost 1
Arizona Cardinals	8	8	0	.500	295	361	5-3-0	3-5-0	5-7-0	3-3-0	Won 2
San Francisco 49ers	6	10	0	.375	331	383	3-5-0	3-5-0	3-9-0	1-5-0	Won 5

* Clinched division and home field advantage; y - Clinched wild card; z - Clinched division

PLAYOFF RESULTS

WILD CARD GAMES

Tennessee Titans 22, KANSAS CITY CHIEFS 21 (Jan. 6, 2018)
 Atlanta Falcons 26, LOS ANGELES RAMS 13 (Jan. 6, 2018)
 JACKSONVILLE JAGUARS 10, Buffalo Bills 3 (Jan. 7, 2018)
 NEW ORLEANS SAINTS 31, Carolina Panthers 26 (Jan. 7, 2018)

DIVISIONAL PLAYOFFS

PHILADELPHIA EAGLES 15, Atlanta Falcons 10 (Jan. 13, 2018)
 NEW ENGLAND PATRIOTS 35, Tennessee Titans 14 (Jan. 13, 2018)
 Jacksonville Jaguars 45, PITTSBURGH STEELERS 42 (Jan. 14, 2018)
 MINNESOTA VIKINGS 29, New Orleans Saints 24 (Jan. 14, 2018)

CONFERENCE CHAMPIONSHIPS

NEW ENGLAND PATRIOTS 24, Jacksonville Jaguars 20 (Jan. 21, 2018)
 PHILADELPHIA EAGLES 38, Minnesota Vikings 7 (Jan. 21, 2018)

PRO BOWL AT ORLANDO, FLORIDA

AFC 24, NFC 23 (Jan. 28, 2018)

SUPER BOWL LII AT MINNEAPOLIS, MINNESOTA

Philadelphia Eagles 41, NEW ENGLAND PATRIOTS 33 (Feb. 4, 2018)

Home Team in CAPS

STAFF
PLAYERS
2017 SEASON
HISTORY
RECORDS
GAME DAY

2017 FINAL STATISTICS

WON 0 LOST 16

DATE	W/L	SCORE	OPPONENT	ATTEND
9/10/2017	L	18-21	Pittsburgh Steelers	67,431
9/17/2017	L	10-24	at Baltimore Ravens	70,605
9/24/2017	L	28-31	at Indianapolis Colts	63,351
10/1/2017	L	7-31	Cincinnati Bengals	67,431
10/8/2017	L	14-17	New York Jets	62,032
10/15/2017	L	17-33	at Houston Texans	71,815
10/22/2017	L	9-12	Tennessee Titans	59,061
10/29/2017	L	16-33	Minnesota Vikings	74,237
11/12/2017	L	24-38	at Detroit Lions	64,646
11/19/2017	L	7-19	Jacksonville Jaguars	57,003
11/26/2017	L	16-30	at Cincinnati Bengals	51,710
12/3/2017	L	10-19	at Los Angeles Chargers	25,320
12/10/2017	L	21-27	Green Bay Packers	67,431
12/17/2017	L	10-27	Baltimore Ravens	56,434
12/24/2017	L	3-20	at Chicago Bears	58,796
12/31/2017	L	24-28	at Pittsburgh Steelers	50,704

TEAM STATISTICS		BROWNS	OPPONENTS
Total First Downs		290	315
Rushing		97	95
Passing		157	189
Penalty		36	31
3rd Down: Made/Att		73/216	91/224
3rd Down Pct.		33.8%	40.6%
4th Down: Made/Att		12/23	5/10
4th Down Pct.		52.2%	50.0%
Possession Avg.		27:49	32:11
Total Net Yards		4942	5250
Avg. Per Game		308.9	328.1
Total Plays		1008	1026
Avg. Per Play		4.9	5.1
Net Yards Rushing		1714	1566
Avg. Per Game		107.1	97.9
Total Rushes		384	467
Net Yards Passing		3228	3684
Avg. Per Game		201.8	230.3
Sacked/Yards Lost		50/309	34/197
Gross Yards		3537	3881
Attempts/Completions		574/312	525/360
Completion Pct.		54.4%	68.6%
Had Intercepted		28	7
Punts/Average		82/46.7	83/44.5
Net Punting Avg.		40.3	39.9
Penalties/Yards		110/924	101/905
Fumbles/Ball Lost		25/13	21/6
Touchdowns		27	48
Rushing		11	14
Passing		15	28
Returns		1	6

SCORE BY PERIODS		Q1	Q2	Q3	Q4	OT	PTS
Browns		36	82	53	63	0	234
Opponents		77	155	99	70	9	410

Scoring	TD	Ru	Pa	Rt	PAT	FG	2Pt....	Pts
Z.Gonzalez	0	0	0	0	25/26	15/20	0	70
D.Johnson	7	4	3	0	0/0	0/0	0	42
D.Kizer	5	5	0	0	0/0	0/0	0	30
D.Njoku	4	0	4	0	0/0	0/0	0	24
I.Crowell	2	2	0	0	0/0	0/0	1	14
K.Britt	2	0	2	0	0/0	0/0	0	12
C.Coleman	2	0	2	0	0/0	0/0	0	12
R.Higgins	2	0	2	0	0/0	0/0	0	12
S.DeValve	1	0	1	0	0/0	0/0	0	6
J.McCourty	1	0	0	1	0/0	0/0	0	6
J.Gordon	1	0	1	0	0/0	0/0	0	6
BROWNS	27	11	15	1	25/26	15/20	1	234
OPPONENTS	48	14	28	6	41/44	25/29	2	410

2PT CONVERSIONS:
BROWNS: 1/1
OPPONENTS: 2/3

SACKS:
M.Garrett 7.0, J.Burgess 4.0, E.Ogbah 4.0, C.Kirksey 3.5, J.Schobert 3.0, C.Nassib 3.0, N.Orchard 2.0, T.Coley 2.0, C.Brantley 2.0, L.Ogunjobi 1.0, J.Curie 1.0, J.Collins 1.0, J.Taylor 0.5
BROWNS: 34.0 OPPONENTS: 50.0

PASSING	ATT	CMP	YDS	CMP%	YDS/ATT	TD	TD%	INT	INT%	LONG	SACK	LOST	RATING
D.Kizer	476	255	2894	53.6%	6.1	11	2.3%	22	4.6%	56t	38/	226	60.5
K.Hogan	75	46	517	61.3%	6.9	4	5.3%	5	6.7%	49	6/	35	71.9
C.Kessler	23	11	126	47.8%	5.5	0	0.0%	1	4.3%	31	6/	48	46.7
BROWNS	574	312	3537	54.4%	6.2	15	2.6%	28	4.9%	56t	50/	309	61.5
OPPONENTS	525	360	3881	68.6%	7.4	28	5.3%	7	1.3%	61t	34/	197	102.3

RUSHING	NO	YDS	AVG	LONG	TD
I.Crowell	206	853	4.1	59	2
D.Kizer	77	419	5.4	20	5
D.Johnson	82	348	4.2	19t	4
K.Hogan	10	71	7.1	11	0
M.Dayes	5	13	2.6	4	0
B.Treggs	1	6	6.0	6	0
R.Higgins	1	4	4.0	4	0
D.Njoku	1	1	1.0	1	0
C.Kessler	1	-1	-1.0	-1	0
BROWNS	384	1714	4.5	59	11
OPPONENTS	467	1566	3.4	38	14

RECEIVING	NO	YDS	AVG	LONG	TD
D.Johnson	74	693	9.4	41t	3
S.DeValve	33	395	12.0	49	1
D.Njoku	32	386	12.1	34	4
I.Crowell	28	182	6.5	38	0
R.Louis	27	357	13.2	37	0
R.Higgins	27	312	11.6	56t	2
C.Coleman	23	305	13.3	44	2
J.Gordon	18	335	18.6	54	1
K.Britt	18	233	12.9	38	2
K.Williams	9	84	9.3	14	0
S.Coates	6	70	11.7	38	0
B.Treggs	5	79	15.8	20	0
M.Dayes	4	29	7.3	15	0
R.Telfer	3	36	12.0	20	0
D.Vitale	3	19	6.3	11	0
J.Leslie	1	26	26.0	26	0
K.Zetterl	1	-4	-4.0	-4	0
M.Williams	0	0	0	0	0
BROWNS	312	3537	11.3	56T	15
OPPONENTS	360	3881	10.8	61T	28

INTERCEPTIONS	NO	YDS	AVG	LONG	TD
J.McCourty	3	59	19.7	56t	1
D.Kindred	1	30	30.0	30	0
J.Schobert	1	8	8.0	8	0
J.Peppers	1	0	0.0	0	0
J.Collins	1	0	0.0	0	0
BROWNS	7	97	13.9	56T	1
OPPONENTS	28	354	12.6	82T	1

PUNTING	NO	YDS	AVG	NET	TB	IN	LG	BL
B.Colquitt	80	3811	47.6	46.0	2	24	67	1
Z.Gonzalez	1	16	16.0	16.0	0	0	16	0
BROWNS	82	3827	46.7	40.3	2	24	67	1
OPPONENTS	83	3695	44.5	39.9	8	28	63	0

PUNT RETURNS	RET	FC	YDS	AVG	LONG	TD
J.Peppers	30	15	180	6.0	25	0
B.Treggs	5	3	24	4.8	11	0
D.Johnson	3	1	17	5.7	12	0
Browns	38	19	221	5.8	25	0
Opponents	45	13	482	10.7	65	0

KICKOFF RETURNS	NO	YDS	AVG	LONG	TD
M.Dayes	18	437	24.3	71	0
J.Peppers	14	318	22.7	35	0
N.Orchard	2	17	8.5	9	0
D.Vitale	1	18	18.0	18	0
BROWNS	35	790	22.6	71	0
OPPONENTS	20	471	23.6	96T	1

FIELD GOALS	1-19	20-29	30-39	40-49	50+
Z.Gonzalez	0/0	5/5	4/6	4/6	2/3
BROWNS	0/0	5/5	4/6	4/6	2/3
OPPONENTS	0/0	6/6	7/8	10/11	2/4

Fumbles Lost: D.Kizer 6, D.Johnson Jr. 2, B.Treggs 1, R.Higgins 1, S.DeValve 1, J.Peppers 1, I.Crowell 1 Total: 13
Opponent Fumble Recoveries: C.Kirksey 1, I.Campbell 1, T.Coley 1, E.Ogbah 1, M.Garrett 1, C.Brantley 1 Total: 6

DEFENSIVE STATISTICS

Player	TACKLES			INTERCEPTIONS						FUMBLES			
	Total	Solo	Asst	Sk	Yds	No	Yds	Lg	TD	PD	FF	FR	Yds
Joe Schobert	142	86	56	3	18	1	8	8	0	3	3	0	0
Christian Kirksey	138	85	53	3.5	13.5	0	0	0	0	5	2	1	0
James Burgess Jr.	71	44	27	4	23	0	0	0	0	3	1	0	0
Jason McCourty	65	54	11	0	0	3	59	56	1	14	2	0	0
Jamar Taylor	62	48	14	0.5	3.5	0	0	0	0	10	1	0	0
Jabril Peppers	57	44	13	0	0	1	0	0	0	3	0	0	0
Derrick Kindred	55	42	13	0	0	1	30	30	0	6	0	0	0
Trevon Coley	41	24	17	2	13	0	0	0	0	2	0	1	7
Brian Boddy-Calhoun	36	27	9	0	0	0	0	0	0	6	0	0	0
Danny Shelton	34	20	14	0	0	0	0	0	0	1	0	0	0
Larry Ogunjobi	32	17	15	1	7	0	0	0	0	0	0	0	0
Jamie Collins Sr.	31	21	10	1	7	1	0	0	0	3	1	0	0
Carl Nassib	31	19	12	3	14	0	0	0	0	5	0	0	0
Myles Garrett	31	19	12	7	44	0	0	0	0	1	1	1	0
Emmanuel Ogbah	29	18	11	4	18	0	0	0	0	6	2	1	0
Nate Orchard	25	14	11	2	16	0	0	0	0	0	1	1	0
Caleb Brantley	18	12	6	2	13	0	0	0	0	0	0	1	0
Mike Jordan	17	13	4	0	0	0	0	0	0	3	0	0	0
Ibraheim Campbell	15	12	3	0	0	0	0	0	0	1	0	1	0
Jamie Meder	13	8	5	0	0	0	0	0	0	0	0	0	0
Kai Nacua	13	11	2	0	0	0	0	0	0	0	0	0	0
Justin Currie	6	5	1	1	7	0	0	0	0	0	0	0	0
Tyrone Holmes	2	0	2	0	0	0	0	0	0	0	0	0	0
Lavar Edwards	2	0	2	0	0	0	0	0	0	0	0	0	0
T.Y. McGill	1	1	0	0	0	0	0	0	0	0	0	0	0
C.J. Smith	1	1	0	0	0	0	0	0	0	0	0	0	0
Totals	968	645	323	34	197	7	97	56	1	72	14	7	7

SPECIAL TEAMS STATISTICS*

Player	TACKLES					
	Totals	Solo	Asst	FF	FR	Blk
Dan Vitale	9	8	1	0	0	0
Matthew Dayes	8	7	1	0	0	0
B.J. Bello	7	5	2	0	0	0
Mike Jordan	6	4	2	0	0	0
James Burgess Jr.	6	3	3	0	0	0
Josh Keyes	6	3	3	0	0	0
Derron Smith	5	5	0	0	0	0
Ricardo Louis	5	4	1	0	0	0
Brian Boddy-Calhoun	4	3	1	0	0	0
Charley Hughlett	4	3	1	0	0	0
Seth DeValve	4	3	1	0	0	0
Sammie Coates	4	4	0	0	0	0
Deon King	3	2	1	0	0	0
Ibraheim Campbell	2	1	1	0	0	0
Joe Schobert	2	2	0	0	0	0
Derrick Kindred	2	1	1	0	0	0
Kai Nacua	2	1	1	0	0	0
Dominique Alexander	1	0	1	0	0	0
Justin Currie	1	1	0	0	0	0
Tyrone Holmes	1	1	0	0	0	0
Totals	82	61	21	0	0	0

*Based on review of coaches' film

MISCELLANEOUS STATISTICS

Player	Tkl	FF	FR
Rashard Higgins	6	0	0
Joel Bitonio	5	0	0
Isaiah Crowell	4	0	1
Shone Coleman	2	0	0
Duke Johnson Jr.	2	0	2
JC Tretter	2	0	1
Kasen Williams	1	0	0
Sammie Coates	1	0	0
Kenny Britt	1	0	0
Kevin Zeitler	1	0	0
Corey Coleman	1	0	0
David Njoku	1	0	0
DeShone Kizer	0	0	2
Totals	27	0	6

DEFENSIVE SCORES

Player	TD	INT		FUM	
		Ret	Ret	Ret	Saf
Jason McCourty	1	1	0	0	0
Totals	1	1	0	0	0

Defensive scores (1):

J. McCourty 56-yd. interception return, 10/15 at Hou.

OFFENSIVE GAME-BY-GAME STARTERS

Game	Opp.	WR	LT	LG	C	RG	RT	TE	WR	QB	RB	FB
09/10	PIT-L	C.Coleman	J.Thomas	J.Bitonio	J.Tretter	K.Zeitler	S.Coleman	R.Telfer	D.Njoku(TE)	D.Kizer	I.Crowell	S.DeValve(TE)
09/17	at Bal-L	C.Coleman	J.Thomas	J.Bitonio	J.Tretter	K.Zeitler	S.Coleman	R.Telfer	R.Higgins	D.Kizer	I.Crowell	K.Britt (WR)
09/24	at Ind-L	R.Louis	J.Thomas	J.Bitonio	J.Tretter	K.Zeitler	S.Coleman	R.Telfer	K.Britt	D.Kizer	I.Crowell	D.Vitale
10/01	CIN-L	R.Higgins	J.Thomas	J.Bitonio	J.Tretter	K.Zeitler	S.Coleman	R.Telfer	K.Britt	D.Kizer	I.Crowell	R.Louis (WR)
10/08	NYJ-L	K.Williams	J.Thomas	J.Bitonio	J.Tretter	K.Zeitler	S.Coleman	R.Telfer	R.Louis	D.Kizer	I.Crowell	S.DeValve(TE)
10/15	at Hou-L	K.Williams	J.Thomas	J.Bitonio	J.Tretter	K.Zeitler	S.Coleman	R.Telfer	R.Louis	K.Hogan	I.Crowell	S.Drango (OL)
10/22	TEN-L	K.Britt	J.Thomas	J.Bitonio	J.Tretter	K.Zeitler	S.Coleman	R.Telfer	R.Louis	D.Kizer	I.Crowell	D.Vitale
10/29	MIN-L	R.Louis	S.Drango	J.Bitonio	J.Tretter	K.Zeitler	S.Coleman	R.Njoku	B.Treggs	D.Kizer	I.Crowell	R.Higgins (WR)
11/12	at Det-L	R.Louis	S.Drango	J.Bitonio	J.Tretter	K.Zeitler	S.Coleman	R.Telfer	S.Coates	D.Kizer	I.Crowell	D.Vitale
11/19	JAX-L	R.Louis	S.Drango	J.Bitonio	J.Tretter	K.Zeitler	S.Coleman	R.Telfer	C.Coleman	D.Kizer	I.Crowell	D.Vitale
11/26	at Cin-L	R.Louis	S.Drango	J.Bitonio	J.Tretter	K.Zeitler	S.Coleman	R.Telfer	C.Coleman	D.Kizer	I.Crowell	S.DeValve(TE)
12/03	at LAC-L	J.Gordon	S.Drango	J.Bitonio	J.Tretter	K.Zeitler	S.Coleman	R.Telfer	C.Coleman	D.Kizer	I.Crowell	S.DeValve(TE)
12/10	GB-L	J.Gordon	S.Drango	J.Bitonio	J.Tretter	K.Zeitler	S.Coleman	R.Telfer	C.Coleman	D.Kizer	I.Crowell	D.Vitale
12/17	BAL-L	J.Gordon	S.Drango	J.Bitonio	J.Tretter	K.Zeitler	S.Coleman	R.Telfer	D.Njoku(TE)	D.Kizer	I.Crowell	D.Vitale
12/24	at Chi-L	J.Gordon	S.Drango	J.Bitonio	J.Tretter	K.Zeitler	S.Coleman	R.Telfer	C.Coleman	D.Kizer	I.Crowell	D.Njoku (TE)
12/31	at Pit-L	J.Gordon	S.Drango	J.Bitonio	J.Tretter	K.Zeitler	S.Coleman	R.Njoku	C.Coleman	D.Kizer	I.Crowell	R.Higgins (WR)

DEFENSIVE GAME-BY-GAME STARTERS

Game	Opp.	DE	DT	DT	DE	WILL	MIKE	SAM	CB	CB	S	S	
09/10	PIT-L	C.Nassib	T.Coley	D.Shelton	E.Ogbah	C.Kirksey	J.Schobert	J.Collins	J.McCourt	J.Taylor	J.Peppers	B.Boddy	C.Calhoun
09/17	at Bal-L	C.Nassib	T.Coley	D.Shelton	E.Ogbah	C.Kirksey	J.Schobert	J.Collins	J.McCourt	J.Taylor	J.Peppers	D.Kindred	
09/24	at Ind-L	C.Nassib	T.Coley	D.Shelton	E.Ogbah	C.Kirksey	J.Schobert	J.Collins	J.McCourt	J.Taylor	J.Peppers	D.Kindred	
10/01	CIN-L	C.Nassib	T.Coley	J.Meder	E.Ogbah	C.Kirksey	J.Schobert	J.Collins	J.McCourt	J.Taylor	J.Peppers	D.Kindred	
10/08	NYJ-L	C.Nassib	T.Coley	D.Shelton	E.Ogbah	C.Kirksey	J.Schobert	J.Burgess	J.McCourt	J.Taylor	J.Peppers	D.Kindred	
10/15	at Hou-L	C.Nassib	T.Coley	D.Shelton	E.Ogbah	C.Kirksey	J.Schobert	J.Collins	J.McCourt	J.Taylor	J.Peppers	B.Boddy	C.Calhoun
10/22	TEN-L	M.Garrett	T.Coley	D.Shelton	E.Ogbah	C.Kirksey	J.Schobert	J.Collins	B.Boddy	C.Calhoun	J.Taylor	I.Campbell	D.Kindred
10/29	MIN-L	N.Orchard	C.Brantley	D.Shelton	E.Ogbah	C.Kirksey	J.Schobert	J.Collins	B.Boddy	C.Calhoun	J.Taylor	I.Campbell	D.Kindred
11/12	at Det-L	M.Garrett	T.Coley	D.Shelton	E.Ogbah	C.Kirksey	J.Schobert	J.Collins	J.McCourt	J.Taylor	J.Peppers	D.Kindred	
11/19	JAX-L	M.Garrett	T.Coley	D.Shelton	E.Ogbah	C.Kirksey	J.Schobert	J.Burgess	J.McCourt	J.Taylor	J.Peppers	D.Kindred	
11/26	at Cin-L	M.Garrett	T.Coley	D.Shelton	C.Nassib	C.Kirksey	J.Schobert	J.Burgess	J.McCourt	J.Taylor	J.Peppers	B.Boddy	C.Calhoun
12/03	at LAC-L	M.Garrett	T.Coley	D.Shelton	C.Nassib	C.Kirksey	J.Schobert	J.Burgess	J.McCourt	J.Taylor	J.Peppers	B.Boddy	C.Calhoun
12/10	GB-L	M.Garrett	T.Coley	L.Ogunjobi	C.Nassib	C.Kirksey	J.Schobert	J.Burgess	J.McCourt	J.Taylor	K.Nacua	D.Kindred	
12/17	BAL-L	M.Garrett	T.Coley	D.Shelton	C.Nassib	C.Kirksey	J.Schobert	J.Burgess	J.McCourt	M.Jordan	J.Peppers	D.Kindred	
12/24	at Chi-L	M.Garrett	T.Coley	D.Shelton	C.Nassib	C.Kirksey	J.Schobert	J.Burgess	J.McCourt	J.Taylor	J.Peppers	K.Nacua	
12/31	at Pit-L	M.Garrett	T.Coley	D.Shelton	C.Nassib	C.Kirksey	J.Schobert	J.Burgess	J.McCourt	J.Taylor	J.Peppers	K.Nacua	

GAME-BY-GAME INACTIVES

DATE	Opp	Inactives
09/10	PIT-L	Kessler, Davis, Martin, Banner, Garrett, McGill, Brantley
09/17	at Bal-L	Kessler, Davis, Martin, Banner, Williams, Garrett, McGill
09/24	at Ind-L	Kessler, Coates, Collins, Martin, Banner, Garrett, McGill
10/01	CIN-L	Kessler, Coates, Collins, Shelton, Martin, Banner, Garrett
10/08	NYJ-L	Kessler, Britt, Collins, Martin, Banner, McGill, Brantley
10/15	at Hou-L	Kessler, Britt, Porter, Burgess, Martin, Banner, McGill
10/22	TEN-L	Hogan, Peppers, McCourt, Burgess, Martin, Banner, McGill
10/29	MIN-L	Hogan, Peppers, McCourt, Ogunjobi, Banner, Coles, Garrett
11/12	at Det-L	Hogan, Hillary, Martin, Ogunjobi, Williams, Lengel, McGill
11/19	JAX-L	Hogan, Treggs, Hillary, Martin, Lengel, McGill, Brantley
11/26	at Cin-L	Hogan, Coates, Hillary, Smith, Martin, Lengel, McGill
12/03	at LAC-L	Hogan, Coates, Treggs, Hillary, Martin, Lengel, McGill
12/10	GB-L	Kessler, Treggs, Boddy-Calhoun, Peppers, Shelton, Martin, Lengel
12/17	BAL-L	Kessler, Boddy-Calhoun, Currie, Martin, Gray, Hazel, Lengel
12/24	at Chi-L	Kessler, Boddy-Calhoun, Webb, Cash, Martin, Gray, Hazel
12/31	at Pit-L	Kessler, Vitale, Cash, Martin, Gray, Hazel, Lengel

Totals Z.Banner (8), B.Boddy-Calhoun (3), C.Brantley (3), K.Britt (2), J.Burgess (2), S.Coates (4), T.Coley (1), J.Collins (3), J.Curie (1), R.Davis (2), M.Garrett (5), G.Gray (3), M.Hazel (3), D.Hillary (4), K.Hogan (6), C.Kessler (10), M.Lengel (7), M.Martin (15), J.McCourt (2), T.McGill (10), L.Ogunjobi (2), J.Peppers (3), R.Porter (1), D.Shelton (2), D.Smith (1), B.Treggs (3), D.Vitale (1), B.Webb (1), K.Williams (2)

TAKEAWAY ANALYSIS

		Browns Takeaways			Opponent Takeaways			Gm Diff	Season Diff
		Int	Fum	Tot	Int	Fum	Tot		
09/10	Pit	0	1	1	0	1	1	0	0
09/17	at Bal	1	1	2	1	4	5	-3	-3
09/24	at Ind	1	0	1	0	3	3	-2	-5
10/01	Cin	1	0	1	0	1	1	0	-5
10/08	NYJ	0	1	1	1	2	3	-2	-7
10/15	at Hou	0	1	1	0	3	3	-2	-9
10/22	Ten	1	0	1	0	3	3	-2	-11
10/29	Min	0	1	1	2	0	2	-1	-12
11/12	at Det	0	1	1	1	1	2	-1	-13
11/19	Jax	1	0	1	3	2	5	-4	-17
11/26	at Cin	0	0	0	0	0	0	0	-17
12/03	at LAC	0	0	0	1	1	2	-2	-19
12/10	GB	0	0	0	0	2	2	-2	-21
12/17	Bal	0	0	0	2	2	4	-4	-25
12/24	at Chi	0	0	0	1	2	3	-3	-28
12/31	at Pit	1	1	2	1	1	2	0	-28

GAME-BY-GAME OFFENSIVE STATISTICS

OPP	1ST DOWNS				DOWN CONV.				RUSHING				PASS				TDS	FGS	FUM	PEN	PUNTS													
	T	R	PASS	PEN	3RD	4TH	NET		NET	ATT	AVG	PASS		GROSS	A	C					TD	INT	R	P	RET	M	A	NO	LST	NO	YDS	NO	AVG	POSS
							YDS	PLAYS				YDS	SK																					
9/10 vs. Pit.	20	3	12	5	3-12	2-2	237	62	57	25	2.3	180	7-42	222	30	20	1	1	1	1	0	1	1	1	0	4	61	6	40.3	31-10				
9/17 at Bal.	20	6	12	2	2-12	1-2	386	66	93	21	4.4	293	3-7	300	42	20	1	4	0	1	2	1	1	2	1	11	65	4	52.3	26-36				
9/24 at Ind.	25	7	13	5	5-13	0-0	346	69	111	21	5.3	235	1-7	242	47	22	2	3	2	2	0	0	1	0	1	10	113	7	48.6	26-33				
10/1 vs. Cin.	16	3	9	4	5-16	1-2	215	61	45	17	2.6	170	2-13	183	42	21	0	1	1	0	0	0	1	1	0	4	28	6	49.2	24-58				
10/8 vs. NYJ	22	9	9	4	6-14	1-2	419	70	140	33	4.2	279	1-2	281	36	24	2	2	0	2	0	2	2	1	1	6	60	2	26.5	34-26				
10/15 at Hou.	16	7	7	2	3-14	0-0	247	63	134	22	6.1	113	4-27	140	37	20	1	3	0	1	1	1	1	1	0	11	72	7	51.1	30-56				
10/22 vs. Ten.	19	2	15	2	3-13	1-2	284	67	66	26	2.5	218	2-17	235	39	22	0	3	0	0	3	3	0	0	12	81	4	44.5	32-42					
10/29 vs. Min.	16	5	9	2	4-13	0-1	276	59	115	22	5.2	161	3-18	179	34	18	0	0	2	0	0	1	2	2	5	74	6	46.5	22-08					
11/12 at Det.	26	14	9	3	5-15	4-4	413	77	201	33	6.1	212	4-25	237	40	22	1	2	1	0	1	1	1	1	7	60	5	48.2	34-34					
11/19 vs. Jax.	11	2	9	0	3-13	0-1	184	55	50	18	2.8	134	5-45	179	36	24	1	2	0	1	0	0	0	5	3	0	0	8	47.0	23-05				
11/26 at Cin.	21	12	8	1	6-15	2-3	405	67	169	31	5.5	236	4-32	268	32	18	0	0	0	1	0	3	4	1	7	69	3	36.0	29-28					
12/3 at LAC	17	7	7	3	5-11	0-1	291	57	89	22	4.0	202	3-13	215	32	15	1	1	0	1	0	1	1	1	1	4	24	3	29.0	25-03				
12/10 vs. GB	17	5	12	0	7-13	0-0	345	57	136	27	5.0	209	2-5	214	28	20	3	2	0	3	0	0	0	1	0	6	45	4	52.3	28-38				
12/17 vs. Bal.	15	5	8	2	5-14	0-1	266	58	130	19	6.8	136	2-10	146	37	20	0	2	1	0	0	1	1	2	6	35	5	43.2	23-12					
12/24 at Chi.	12	4	8	0	4-13	0-1	253	57	75	20	3.8	178	1-4	182	36	18	0	2	0	0	0	1	1	2	1	8	60	7	47.7	26-46				
12/31 at Pit.	17	6	10	1	7-15	0-1	374	63	102	27	3.8	272	6-42	314	30	16	2	1	1	2	0	1	1	1	1	9	77	5	41.0	30-55				
TOTAL	290	97	157	36	73-206	12-23	4,941	1,008	1,713	384	4.5	3,228	50-309	3,537	574	312	15	28	10	16	1	15	20	24	14	110	924	82	46.7	27-49				

GAME-BY-GAME DEFENSIVE STATISTICS

OPP	1ST DOWNS				DOWN CONV.				RUSHING				PASS				TDS	FGS	FUM	PEN	PUNTS													
	T	R	PASS	PEN	3RD	4TH	NET		NET	ATT	AVG	PASS		GROSS	A	C					TD	INT	R	P	RET	M	A	NO	LST	NO	YDS	NO	AVG	POSS
							YDS	PLAYS				YDS	SK																					
9/10 vs. Pit.	16	1	13	2	5-13	0-0	290	54	35	17	2.1	255	1-8	263	36	24	3	1	0	2	1	0	0	1	0	13	144	6	45.8	28-50				
9/17 at Bal.	24	7	16	1	4-11	0-0	337	68	136	32	4.3	201	2-16	217	34	25	3	1	1	2	0	1	2	1	1	7	45	5	47	33-24				
9/24 at Ind.	16	6	7	3	8-17	0-0	335	63	92	36	2.6	243	3-16	259	24	17	1	0	4	3	0	1	1	1	11	99	7	45.7	33-27					
10/1 vs. Cin.	25	8	15	2	6-11	0-0	350	63	86	30	2.9	264	3-22	286	30	25	4	0	0	4	0	1	1	3	1	8	66	4	47.8	35-02				
10/8 vs. NYJ	14	1	12	1	4-12	0-0	212	51	34	18	1.9	178	3-16	194	30	23	2	1	0	2	0	1	1	1	0	9	80	6	51.3	25-34				
10/15 at Hou.	18	4	12	2	5-13	0-0	340	63	123	33	3.7	217	1-8	225	29	17	3	1	0	3	1	1	1	1	0	0	4	44	7	50	29-04			
10/22 vs. Ten.	16	5	8	3	5-17	0-1	269	68	80	32	2.5	189	2-14	203	34	21	0	0	0	0	4	5	1	1	5	35	4	52.0	35-23					
10/29 vs. Min.	26	5	16	5	6-16	0-0	375	78	88	34	2.6	287	1-1	288	43	27	2	1	1	2	0	4	4	1	5	58	6	36.8	37-52					
11/12 at Det.	16	7	9	0	5-11	0-0	345	49	104	19	5.5	241	4-8	249	26	17	3	1	1	3	1	1	1	0	7	81	4	44.0	25-26					
11/19 vs. Jax.	15	7	8	0	6-20	1-1	284	76	139	44	3.2	145	2-9	154	30	17	1	0	0	1	1	2	3	5	1	6	40	9	39.3	36-55				
11/26 at Cin.	23	9	12	2	4-10	0-0	361	59	152	30	5.1	209	1-5	214	28	18	3	0	1	2	0	3	3	0	4	35	2	35.5	30-32					
12/3 at LAC	23	4	19	0	8-15	1-1	429	69	94	25	3.8	335	1-9	344	43	31	1	0	0	1	0	4	5	2	0	6	2	36.5	34-57					
12/10 vs. GB	24	7	14	3	8-16	2-3	341	74	85	27	3.1	236	1-9	265	46	35	3	0	1	3	0	0	0	0	3	20	4	47.8	36-17					
12/17 vs. Bal.	23	10	12	1	7-16	0-1	376	74	97	31	3.1	279	1-9	288	42	26	1	0	1	1	2	2	0	0	7	57	5	43.0	36-48					
12/24 at Chi.	16	7	7	2	7-16	1-1	258	59	97	31	3.1	161	5-32	193	23	14	5.8	0	3	0	0	0	0	1	0	4	25	8	45.1	33-14				
12/31 at Pit.	20	7	9	4	3-10	0-2	348	58	124	28	4.4	224	3-15	239	27	23	1	1	2	1	1	0	0	4	1	3	15	4	36.0	29-05				
TOTAL	315	95	189	31	91-224	5-10	5,250	1,026	1,566	467	3.4	3,684	34-197	3,881	525	360	36.8	7	15	30	6	25	29	21	6	101	906	83	44.5	32-11				

2017 GAME SUMMARIES

STEELERS 21 BROWNS 18

Sept. 10, 2017

FirstEnergy Stadium, Cleveland, Ohio



RAVENS 24 BROWNS 10

Sept. 17, 2017

M&T Bank Stadium, Baltimore, Md.



The Cleveland Browns dropped the 2017 season opener to the Pittsburgh Steelers, 21-18. Despite limiting the Steelers to 290 yards, two touchdown receptions by Steelers TE Jesse James proved to be the difference in the contest. On the game's opening possession, Pittsburgh forced a three-and-out and on fourth down, deep in Browns' territory, its special teams unit opened the scoring. LB Tyler Matakevich blocked Britton Colquitt's punt and Steelers LB Anthony Chickillo recovered it in the end zone for a touchdown to give the Steelers an early 7-0 advantage. Later in the quarter, rookie QB DeShone Kizer led the team on an 12-play, 68-yard drive, which he capped off by sneaking into the end zone from a yard out to even the scoring. With 45 seconds left in the first half, Steelers QB Ben Roethlisberger found James in the back of the end zone for a 4-yard score to give Pittsburgh a 14-7 lead heading into the locker room. As Cleveland's defense forced a three-and-out on Pittsburgh's first possession of the second half, Kizer led the offense down the field and set up fellow rookie K Zane Gonzalez, who notched a 24-yard field goal to cut Pittsburgh's lead to 14-10. On the game's next possession, Roethlisberger marched the Steelers 75 yards down the field and connected with James again for his second touchdown reception on the afternoon to extend their lead to 21-10. Late in the fourth quarter, DB Derrick Kindred picked off Roethlisberger and returned it 30 yards to the Cleveland 31-yard line. Later in the quarter, on fourth-and-two from the 30-yard line, Kizer hit WR Corey Coleman at the goal line for a touchdown, the first touchdown pass of his career. RB Isaiah Crowell punched in a two-point conversion to cut the lead to 21-18, but Pittsburgh would not let Cleveland get the ball back as they sealed a 21-18 victory.

Team	1	2	3	4	Final
Pittsburgh	7	7	7	0	21
Cleveland	7	0	3	8	18

SCORING SUMMARY

Team	Q	Time	Play
Steelers	1	12:44	A.Chickillo blocked punt recovery in end zone (C.Boswell kick)
Browns	1	6:22	D.Kizer 1 yd. run (Z.Gonzalez kick) (12:58, 5:28)
Steelers	2	0:45	J.James 4 yd. pass from B.Roethlisberger (C.Boswell kick) (7-91, 3:08)
Browns	3	9:27	Z.Gonzalez 24 yd. Field Goal (7-53, 4:29)
Steelers	3	5:37	J.James 2 yd. pass from B.Roethlisberger (C.Boswell kick) (6-75, 3:50)
Browns	4	3:36	C.Coleman 3 yd. pass from D.Kizer (I.Crowell run) (8-73, 3:35)

TEAM STATISTICS

	PIT	CLE
FIRST DOWNS:	18	20
TIME OF POSSESSION:	28:50	31:10
TOTAL NET YARDS: (Ru/Pa):	290 (35/255)	237 (57/180)
SACKS/Yards:	7/42	1/8
PUNTS/Average:	6/45.8	5/48.4
PENALTIES/Yards:	13/144	4/61
FUMBLES/LOST:	1/0	1/0

INDIVIDUAL STATISTICS

PASSING: PIT: B.Roethlisberger 24-36-263 (2 TD, INT); CLE: D.Kizer 20-30-222 (TD, INT).
RUSHING: PIT: L.Bell 10-32; J.Conner 4-11; B.Roethlisberger 3-8; CLE: I.Crowell 17-33; D.Kizer 3-17 (TD); M.Daves 3-7.
RECEIVING: PIT: A.Brown 11-182; J.James 6-41 (2 TD); L.Bell 3-15; M.Bryant 2-14; E.Rogers 2-11; C.Coleman 5-53 (TD); S.DeValve 4-42; I.Crowell 2-33; R.Louis 2-32; D.Johnson 2-20; D.Njoku 2-20; M.Daves 2-9; K.Britt, 1-3.
INTERCEPTIONS: PIT: T.Watt 1-17; CLE: D.Kindred 1-30.
SACKS: PIT: T.Watt 2-11; A.Chickillo 2-15; J.Haden 1-3; J.Hargrave 1-9; C.Heyward 1-4; CLE: C.Nassib 1-9.
PUNTING: PIT: J.Berry 6-275 (45.8); CLE: B.Colquitt 5-292 (48.4).
PUNT RETURNS: PIT: E.Rogers 3-32; CLE: J.Peppers 3-34.
KICKOFF RETURNS: PIT: J.Smith-Schuster 1-4; CLE: J.Peppers 1-14.
MISSED FIELD GOALS: PIT: None; CLE: None.

The Cleveland Browns dropped their second game as Baltimore's defense forced five turnovers in a 24-10 Ravens victory. Early in the first quarter, a strip-sack by Ravens LB Terrell Suggs forced Baltimore's offense a short field and a 4-yard TD run by RB Terrence West for a 7-0 lead. Midway through the second quarter, Ravens QB Joe Flacco led Baltimore on a six-play, 64-yard drive capped by a 4-yard TD strike to RB Javorius Allen, extending the lead to 14-0. Replacing injured QB DeShone Kizer, QB Kevin Hogan responded with a five-play, 83-yard drive. Hogan connected with rookie TE David Njoku for a 23-yard TD, the first TD pass of Hogan's career and the first TD reception of Njoku's, to cut the deficit, 14-7. Later in the second quarter, Ravens rookie RB Tyus Bowser intercepted a Hogan pass, resulting in a 27-yard return and a 2-yard TD pass from Flacco to WR Jeremy Maclin for a 21-7 Ravens lead at halftime. Midway through the third quarter, rookie K Zane Gonzalez connected on a 38-yard field goal to shrink Baltimore's lead, but Ravens K Justin Tucker converted a 28-yard field goal in the fourth quarter to make the score 24-10. On the game's next possession, Kizer marched the Browns 70 yards down the field before Ravens DB Lardarius Webb intercepted a Kizer pass in the end zone. Cleveland's offense wasn't able to muster any more points as Baltimore's defense sealed the 24-10 victory with a late fourth quarter stand. Early in the first quarter, DL Joe Thomas received 10,000 straight snaps for his career, the longest-known streak in NFL history.

Team	1	2	3	4	Final
Cleveland	0	7	0	10	17
Baltimore	7	14	0	3	24

SCORING SUMMARY

Team	Q	Time	Play
Ravens	1	3:56	T.West 4 yd. run (J.Tucker kick) (7-33, 3:34)
Browns	2	7:17	J.Allen 9 yd. pass from J.Flacco (J.Tucker kick) (6-64, 3:26)
Ravens	3	9:21	D.Njoku 23 yd. pass from K.Hogan (Z.Gonzalez kick) (5-63, 2:21)
Browns	2	0:01	J.Maclin 1 yd. pass from J.Flacco (J.Tucker kick) (3-40, 0:18)
Browns	3	9:21	Z.Gonzalez 38 yd. Field Goal (8-62, 2:48)
Ravens	4	14:56	J.Tucker 28 yd. Field Goal (11-53, 6:19)

TEAM STATISTICS

	CLE	BAL
FIRST DOWNS:	20	24
TIME OF POSSESSION:	28:50	33:24
TOTAL NET YARDS: (Ru/Pa):	386 (93/293)	337 (136/217)
SACKS/Yards:	2/16	3/7
PUNTS/Average:	4-52.3	5-47.0
PENALTIES/Yards:	11-55	7-45
FUMBLES/LOST:	1/1	1/1

INDIVIDUAL STATISTICS

PASSING: CLE: D.Kizer 15-31-182 (3 INT), K.Hogan 5-11-118 (TD, INT); BAL: J.Flacco 25-34-217 (2 TD, INT).
RUSHING: CLE: I.Crowell 10-37; D.Kizer 5-26; D.Johnson 4-21; K.Hogan 1-5; R.Higgins 1-4; BAL: J.Allen 14-66; A.Jollins 7-42; T.West 8-22 (TD); M.Campman 1-5; M.Williams 1-2; J.Flacco 1-1.
RECEIVING: CLE: R.Higgins 7-95; D.Johnson 3-59; D.Njoku 3-27 (TD); S.DeValve 2-61; R.Louis 2-27; R.Telfer 1-20; C.Coleman 1-9; K.Britt 1-2; BAL: B.Watson 8-91; J.Allen 5-35 (TD); J.Maclin 4-51 (TD); M.Williams 4-21; T.West 2-23; N.Boyle 1-9; M.Wallace 1-7.
INTERCEPTIONS: CLE: J.McCourtney 1-0; BAL: T.Bowser 1-2; B.Carr 1-4; E.Weddie 1-2; L.Webb 1-0.
SACKS: CLE: J.Burgess 1-9; C.Kirksey 1-7; BAL: T.Suggs 1-4; T.Bowser 1-2; P.Onuosor 1-1.
PUNTING: CLE: B.Colquitt 4-209 (52.3); BAL: S.Koch 5-235 (47.0).
PUNT RETURNS: CLE: J.Peppers 3-34; BAL: M.Campman 3-19.
KICKOFF RETURNS: CLE: J.Peppers 1-18; BAL: None.
MISSED FIELD GOALS: CLE: None; BAL: J.Tucker (5BWR).

PITTSBURGH					CLEVELAND				
WR	A.Brown	LDE	C.Heyward	WR	C.Coleman	DE	C.Nassib		
LT	A.Villanueva	NT	J.Hargrave	LT	J.Thomas	DT	T.Coley		
LG	R.Foster	RDE	S.Tuitt	LG	J.Bitonio	DT	D.Shelton		
C	M.Pouncey	LOLB	A.Chickillo	C	J.Tretter	DE	E.Igbah		
RG	D.DeCastro	RILB	R.Shazier	RG	K.Zetter	WILL	C.Kirksey		
RT	M.Gilbert	RILB	V.Williams	RT	S.Coleman	MIKE	J.Schobert		
TE	J.James	ROLB	T.Watt	TE	R.Telfer	SAM	J.Collins		
WR	L.Bell	LCB	J.Haden	TE	D.Njoku	CB	J.McCourtney		
RB	E.Rogers	FS	M.Mitchell	QB	D.Kizer	CB	J.Taylor		
QB	B.Roethlisberger	SS	S.Davis	WR	I.Crowell	S	J.Peppers		
WR	J.Smith-Schuster	RCB	A.Burns	TE	S.DeValve	CB	B.Boyd	Cahoun	

CLEVELAND				BALTIMORE			
WR	C.Coleman	DE	C.Nassib	WR	J.Maclin	DT	B.Williams
LT	J.Thomas	DT	T.Coley	WR	M.Wallace	DT	B.Urban
LG	J.Bitonio	DT	D.Shelton	LT	R.Stanley	RUSH	T.Suggs
C	J.Tretter	DE	E.Igbah	LG	J.Hurst	MLB	C.Mosely
RG	K.Zetter	WILL	C.Kirksey	C	R.Jensen	WLB	K.Correa
RT	S.Coleman	MIKE	J.Schobert	RG	M.Vanda	SLB	M.Judson
TE	R.Telfer	SAM	J.Collins	RT	A.Howard	DB	L.Webb
WR	R.Higgins	CB	J.McCourtney	TE	M.Williams	LCB	B.Carr
WR	K.Britt	CB	J.Taylor	TE	B.Watson	SS	T.Jefferson
QB	D.Kizer	S	J.Peppers	QB	J.Flacco	FS	E.Weddie
WR	I.Crowell	S	D.Kindred	WR	T.West	CB	J.Smith

2017 GAME SUMMARIES

COLTS 31 BROWNS 28



Sept. 24, 2017

Lucas Oil Stadium, Indianapolis, Ind.

In a Week 3 road contest, the Cleveland Browns fell to the Indianapolis Colts, 31-28. Trailing 7-0 early in the second quarter, RB Duke Johnson Jr. avoided a couple would-be tacklers and leaped over the pylon for a 19-yard touchdown run to tie the game at 7-7. On the Colts' ensuing possession, QB Jacoby Brissett spun away from a defender and scampered into the end zone for a 7-yard touchdown to give the Colts a 14-7 advantage. After Browns P Britton Colquitt pinnned Indianapolis inside its own 5-yard line, Brissett led the Colts on a five-play, 97-yard drive capped off by a 61-yard touchdown pass to WR Ty Hilton to extend the lead to 21-7. Indy would tack on its third score of the quarter as RB Frank Gore found the end zone from four yards out to give the Colts a 28-7 lead. With 44 seconds to play in the half, QB DeShone Kizer linked up with WR Jordan Leslie, who made a one-handed grab for a 26-yard gain down to the Colts' 2-yard line. Two plays later, Kizer found TE David Njoku in the back of the end zone for his second touchdown reception in as many games to cut Indy's lead to 28-14 at the half. After a scoreless third quarter, Colts K Adam Vinatieri natched a 33-yard field goal to extend their lead to 31-14. Later in the fourth, Kizer found WR Kenny Britt for an 11-yard touchdown to make it 31-21. Cleveland got the ball back with 4:05 to play and won on an 11-play, 70-yard drive in 2:01, capped off with a FG sneak by Kizer to cut the lead to 31-28. However, a final effort would see Colts S Malik Hooker intercept a Kizer pass with no time remaining to seal the victory, 31-28.

Team	1	2	3	4	Final
Cleveland	0	14	0	14	28
Indianapolis	7	21	0	3	31

SCORING SUMMARY

Team	Q	Time	Play
Colts	1	0:24	J.Brissett 5 yd. run (A.Vinatieri kick)
Browns	2	13:22	D.Johnson 19 yd. run (Z.Gonzalez kick)
Colts	2	10:05	J.Brissett 7 yd. run (A.Vinatieri kick)
Colts	2	5:14	T.Hilton 61 yd. pass from J.Brissett (A.Vinatieri kick)
Colts	2	2:41	F.Gore 4 yd. run (A.Vinatieri kick)
Browns	2	0:27	D.Njoku 1 yd. pass from D.Kizer (Z.Gonzalez kick)
Colts	4	10:18	A.Vinatieri 33 yd. Field Goal
Browns	4	6:56	K.Britt 11 yd. pass from D.Kizer (Z.Gonzalez kick)
Browns	4	2:04	D.Kizer 1 yd. run (Z.Gonzalez kick)

TEAM STATISTICS

	CLE	IND
FIRST DOWNS:	25	16
TIME OF POSSESSION:	26:33	33:27
TOTAL NET YARDS: (Ru/Pa):	346 (111/235)	335 (92/243)
SACKS/Yards	3/15	1/7
PUNTS/Average:	7-48.6	7-45.7
PENALTIES/Yards:	10-113	11-99
FUMBLES/LOST:	1/0	1/1

INDIVIDUAL STATISTICS

PASSING: CLE: D.Kizer 22-47-242 (2 TD, 3 INT); IND: J.Brissett 17-24-259 (TD).
RUSHING: CLE: I.Crowell 12-44, D.Kizer 7-44 (TD), D.Johnson 2-23 (TD); IND: F.Gore 57 (TD), R.Turbin 5-18, J.Brissett 5-14 (2 TD), M.Jones 1-3.
RECEIVING: CLE: D.Johnson 8-81, K.Britt 3-54 (TD), S.DeValve 2-29, D.Njoku 2-12 (TD), R.Higgins 2-10, I.Crowell 2-10, J.Leslie 1-26, R.Louis 1-0, K.Williams 1-10, R.Telfer, 1-4, K.Zeiter 1-4; IND: T.Hilton 1-53 (TD), D.Moncrief 2-44, J.Doye 2-16, Q.Bray 1-22, K.Aiken 1-9, B.Williams 1-7, D.Daniels 1-6, R.Turbin 1-2, F.Gore 1-0.
INTERCEPTIONS: CLE: None; IND: R.Melvin 2-28, M.Hooker 1-12.
SACKS: CLE: J.Schobert 0.5-4.5, E.Ogbah 1.0, C.Kirksey 0.5-4.5, N.Orchard 1-7; IND: J.Simon 1-7.
PUNTING: CLE: B.Colquitt 7-347 (49.6); IND: R.Sanchez 7-320 (45.7).
PUNT RETURNS: CLE: J.Peppers 1-0; IND: Q.Bray 3-16.
KICKOFF RETURNS: CLE: None; IND: None.
MISSED FIELD GOALS: CLE: None; IND: None.

CLEVELAND				INDIANAPOLIS			
WR	R.Louis	DE	C.Nassib	WR	T.Hilton	DE	H.Anderson
LT	J.Thomas	DT	T.Coley	LT	A.Castonzo	NT	A.Woods
LG	J.Bitonio	DT	D.Shelton	LG	J.Ujavonich	DT	J.Hankins
C	J.Tretter	DE	E.Ogbah	C	D.Bond	SLB	J.Simon
RC	K.Zeiter	WILL	C.Kirksey	RG	J.Mewhort	MIKE	A.Morrison
RT	S.Coleman	MIKE	J.Schobert	RT	J.Hagg	WILL	J.Bettis
TE	R.Telfer	DB	B.Boddy-Calhoun	TE	J.Doye	RUSH	J.Sheard
CB	K.Britt	CB	J.McCourty	WR	K.Aiken	LCB	R.Melvin
QB	D.Kizer	CB	J.Taylor	QB	J.Brissett	SS	M.Farley
RB	I.Crowell	S	J.Peppers	RB	R.Turbin	FS	M.Hooker
FB	D.Vitale	S	D.Kindred	RB	F.Gore	RCB	P.Desir



BENGALS 31 BROWNS 7



Oct. 1, 2017

FirstEnergy Stadium, Cleveland, Ohio

The Cleveland Browns dropped their fourth straight game as they fell to the Cincinnati Bengals, 31-7, in Week 4. On the Bengals second play of the game, DL Emmanuel Ogbah's strip-sack of Bengals QB Andy Dalton gave the Browns the ball at the Cincinnati 30-yard line, but a missed 48-yard field goal by rookie K Zane Gonzalez kept the game scoreless. In the second quarter, Dalton connected with WR A.J. Green, TE Tyler Krout and RB Giovani Bernard for a trio of touchdowns, giving the Bengals a 21-0 halftime lead. Cincinnati opened up the second half with a 41-yard field goal from K Randy Bullock to extend the lead to 24-0. Later in the quarter, Dalton led the Bengals on a 10-play drive, ending in a second touchdown strike to Krout. Late in the fourth quarter, QB Kevin Hogan entered the game in relief of rookie QB DeShone Kizer and led the Browns on a 12-play, 63-yard drive capped by a RB Duke Johnson 1-yard touchdown rush. Ogbah finished the game with one sack, two forced fumbles and a fumble recovery, while DL Caleb Brantley and DL Trevon Coley recorded their first career sacks.

Team	1	2	3	4	Final
Cincinnati	0	21	0	0	31
Cleveland	0	0	0	7	7

SCORING SUMMARY

Team	Q	Time	Play
Bengals	2	10:58	A.Green 7 yd. pass from A.Dalton (R.Bullock kick) (9:35, 5:21)
Bengals	2	0:33	T.Krout 3 yd. pass from A.Dalton (R.Bullock kick) (13:58, 7:28)
Bengals	2	0:45	R.Bullock 61 yd. pass from A.Dalton (R.Bullock kick) (3:33, 0:53)
Bengals	3	9:27	R.Bullock 41 yd. Field Goal (10:52, 3:32)
Bengals	3	5:37	T.Krout 16 yd. pass from A.Dalton (R.Bullock kick) (10:53, 6:20)
Browns	4	3:38	D.Johnson 1 yd. run (Z.Gonzalez kick) (12:53, 4:38)

TEAM STATISTICS

	CIN	CLE
FIRST DOWNS:	25	16
TIME OF POSSESSION:	35:02	24:58
TOTAL NET YARDS: (Ru/Pa):	350 (86/264)	215 (45/170)
SACKS/Yards	2/13	3/22
PUNTS/Average:	4-47.8	6-48.2
PENALTIES/Yards:	8-66	4-28
FUMBLES/LOST:	3/1	1/0

INDIVIDUAL STATISTICS

PASSING: CIN: A.Dalton 25-30-286 (4 TD); CLE: D.Kizer 16-34-118 (INT), K.Hogan 5-8-65.
RUSHING: CIN: J.Mixon 17-29, A.Dalton 4-29, J.Hill 5-16, G.Bernard 3-12; CLE: I.Crowell 7-20, D.Johnson 4-13 (TD), D.Kizer 5-10, M.Daves 1-2.
RECEIVING: CIN: T.Croft 6-69 (2TD), A.Green 5-63 (TD), J.Mixon 4-19, G.Bernard 3-67 (TD), B.LaFell 2-17, T.Boyd 2-16, R.Hewitt 1-16, C.Uzomah 1-11, J.Hill 1-10; CLE: D.Johnson 9-47, R.Louis 6-94, K.Britt 3-52, D.Njoku 2-11, I.Crowell 1-7, S.DeValve 1-2.
INTERCEPTIONS: CIN: C.Fajedejmalon 1-5; CLE: None.
SACKS: CIN: N.Vigil 1-7, D.Dennard 1-6; CLE: E.Ogbah 1-11, C.Brantley 1-7, T.Coley.
PUNTING: CIN: K.Huber 4-191 (46.8); CLE: B.Colquitt 6-295 (49.2).
PUNT RETURNS: CIN: A.Erickson 5-33, A.Jones 1-40; CLE: J.Peppers 3-4.
KICKOFF RETURNS: CIN: G.Bernard 1-7; CLE: J.Peppers 5-116.
MISSED FIELD GOALS: CIN: None; CLE: Z.Gonzalez (48 WL).

CINCINNATI

WR	A.Green	DE	C.Dunlap
LT	A.Smith	DT	G.Atkins
LG	C.Boling	DT	M.Johnson
C	R.Bodine	ROE	C.Lawson
RG	T.Johnson	LB	N.Vigil
RT	J.Fisher	LB	V.Burcitt
TE	T.Croft	DB	D.Dennard
H-B	R.Hewitt	CB	D.Kirkpatrick
WR	B.LaFell	RCB	A.Jones
QB	A.Dalton	SS	S.Williams
HB	J.Hill	FS	G.Iloka

CLEVELAND

WR	R.Higgins	DE	C.Nassib
DT	T.Coley	DT	T.Coley
DT	J.Meder	DE	J.Meder
DE	E.Ogbah	DT	E.Ogbah
CB	J.Tretter	DE	J.Tretter
WILL	C.Kirksey	WILL	C.Kirksey
MIKE	J.Schobert	MIKE	J.Schobert
S	J.Burgess	S	J.Burgess
CB	J.McCourty	CB	J.McCourty
CB	J.Taylor	CB	J.Taylor
CB	J.Peppers	CB	J.Peppers
CB	D.Kindred	CB	D.Kindred

STAFF

PLAYERS

2017 SEASON

HISTORY

RECORDS

GAME DAY

2017 GAME SUMMARIES

JETS 17 BROWNS 14

Oct. 8, 2017

FirstEnergy Stadium, Cleveland, Ohio



Despite outgaining the Jets 419-212, the Browns fell to New York, 17-14. On the game's opening possession, Browns rookie DL Myles Garrett, who was making his NFL debut, reached Jets QB Josh McCown to record the first sack of his career on his first NFL snap. Garrett would register another sack in the second quarter to become the first No. 1 overall pick to record multiple sacks in his NFL debut. Scoring opportunities plagued the Browns throughout the contest as the team had two red zone turnovers (one fumble and one interception) and two missed field goals. With time winding down in the first half, Jets K Chandler Catanzaro notched a 57-yard field goal to give New York a 3-0 lead at the half. To start the second half, Browns QB Kevin Hogan relieved rookie DeShone Kizer and led the team on a 10-play, 75-yard drive capped by a one-handed touchdown reception by rookie TE David Njoku to give the Browns a 7-3 advantage. Njoku's third touchdown reception of the year tied for the most by a Browns rookie tight end in a single season. Later in the quarter, McCown connected with TE Austin Seafarian-Jenkins for a 2-yard score to regain the lead, 11-7. In the final frame, the Jets took over on downs and marched 97 yards down the field as McCown found WR Jermaine Kearse for a 24-yard touchdown to extend their lead to 17-7. Cleveland would tack on another late score as Hogan dumped off a short pass to RB Duke Johnson Jr., who scampered 41 yards to the end zone, to cut New York's lead to 17-14. However, after recovering an onside kick, New York would kneel out the clock to secure the victory.

Team	1	2	3	4	Final
New York	0	3	7	7	17
Cleveland	0	0	7	7	14

SCORING SUMMARY

Team	Q	Time	Play
Jets	2	0:00	C.Catanzaro 57 yd. Field Goal (5-32, 0:31)
Browns	3	9:23	D.Njoku 21 yd. pass from K.Hogan (Z.Gonzalez kick) (10-75, 5:37)
Jets	3	4:17	A.Seafarian-Jenkins 2 yd. pass from J.McCown (C.Catanzaro kick) (2-13, 0:41)
Jets	4	8:30	J.Kearse 24 yd. pass from J.McCown (C.Catanzaro kick) (8-97, 4:26)
Browns	4	1:49	D.Johnson 41 yd. pass from K.Hogan (Z.Gonzalez kick) (5-66, 1:34)

TEAM STATISTICS

	NJY	CLE
FIRST DOWNS:	18	22
TIME OF POSSESSION:	25:34	34:26
TOTAL NET YARDS: (Ru/Pa):	212 (34/178)	419 (140/279)
SACKS/Yards:	1/2	3/16
PUNTS/Average:	6-51.3	2-56.5
PENALTIES/Yards:	3-60	6-60
FUMBLES/LOST:	1/0	2/1

INDIVIDUAL STATISTICS

PASSING: NJY: J.McCown 23-30-194 (2 TD, INT); CLE: D.Kizer B-17-87 (INT), K.Hogan 16-19-194 (2 TD, INT).
RUSHING: NJY: E.McGuire 11-20, A.Stewart 2-12, B.Powell 2-5, J.McCown 3-3; CLE: I.Crowell 16-60, K.Hogan 4-30, D.Kizer 6-28, D.Johnson 6-20, D.Njoku 1-1.
RECEIVING: NJY: A.Seafarian-Jenkins 2-9 (TD), J.Kerley 4-39, J.Kearse 4-38 (TD), B.Powell 4-28, R.Anderson 2-16, E.McGuire 2-10, E.Tomlinson 1-34; CLE: R.Louis 4-33, K.Williams 4-33, D.Johnson 3-63 (TD), D.Njoku 3-48 (TD), S.DeValve 3-24, B.Tregge 2-28, R.Higgins 2-7, J.Crowell 2-7.
INTERCEPTIONS: NJY: M.Claiborne 1-28, M.Maye 1-12; CLE: J.McCourtney 1-3.
SACKS: NJY: D.Davis 1-2; CLE: M.Garrett 2-12, J.Burgess 1-4.
PUNTING: NJY: L.Edwards 6-30B (51.3); CLE: B.Colquitt 2-113 (56.5).
PUNT RETURNS: NJY: J.Kerley 2-16; CLE: J.Peppers 3-28.
KICKOFF RETURNS: NJY: A.Stewart 1-14, D.Bass 1-10; CLE: None.
MISSED FIELD GOALS: NJY: None; CLE: Z.Gonzalez (52 W, 39 W).

NEW YORK				CLEVELAND			
WR	R.Anderson	DL	L.Williams	WR	K.Williams	DE	C.Nassib
LT	K.Beachum	DL	S.McLendon	LT	J.Thomas	DT	T.Coley
LG	J.Carpenter	DL	M.Wilkinson	LG	J.Bitonio	DT	D.Shelton
C	W.Johnson	OLB	D.Bass	C	J.Iretter	DE	E.Ogbah
RG	B.Winters	ILB	D.Lewis	RG	K.Zeitler	WILL	C.Kirksey
RT	B.Shell	ILB	O.Davis	RT	S.Coleman	MIKE	J.Schobert
TE	A.Seafarian-Jenkins	DLB	J.Jenkins	TE	R.Telfer	SAM	J.Burgess
WR	J.Kearse	CB	B.Skrine	TE	S.DeValve	CB	J.McCourtney
QB	J.McCown	CB	M.Claiborne	QB	D.Kizer	CB	J.Taylor
TE	E.Tomlinson	SS	Ja.Adams	RB	I.Crowell	S	J.Peppers
RB	B.Powell	FS	M.Maye	WR	R.Louis	CB	D. kindred

TEXANS 33 BROWNS 17

Oct. 15, 2017

NRG Stadium, Houston, Texas



Houston rookie QB Deshaun Watson tossed three touchdown passes as the Texans topped the Browns, 33-17. Texans K Ka'imi Fairbairn connected from 40 yards out to give the Texans an early 3-0 lead, but Browns K Zane Gonzalez responded with a 41-yard field goal of his own to even the score. Later in the first quarter, Watson hit WR Will Fuller V for a 33-yard touchdown, giving the Texans a 10-3 advantage. On the ensuing drive, Texans CB Jonathan Joseph intercepted QB Kevin Hogan and returned it 82 yards for a touchdown and a 16-3 Texans lead. Watson later connected with WR Braxton Miller for a 1-yard score and a 24-3 Texans lead at the half following a two-point conversion. Early in the second half, Hogan was flagged for intentional grounding in the end zone, resulting in a safety and extending Houston's lead to 26-3. Watson threw a 3-yard touchdown pass to WR DeAndre Hopkins later in the third quarter, adding to the Texans' lead. Browns DB Jason McCourty responded by stepping in front of a Watson pass and returning the interception 55 yards for a touchdown, the first of McCourty's nine-year career, shrinking Houston's lead 33-10. Late in the fourth quarter, Hogan hit TE Seth DeValve for a 3-yard touchdown to make the final score 33-17.

Team	1	2	3	4	Final
Cleveland	3	0	9	4	17
Houston	10	14	9	10	33

SCORING SUMMARY

Team	Q	Time	Play
Texans	1	10:57	K.Fairbairn 40 yd. Field Goal (10-52, 4:03)
Browns	1	3:15	Z.Gonzalez 41 yd. Field Goal (4-1, 1:34)
Texans	1	0:41	W.Fuller V33 yd. pass from D.Watson (K.Fairbairn kick) (5-67, 2:34)
Texans	2	11:08	J.Joseph 82 yd. interception return (kick failed, w/)
Texans	2	3:04	B.Miller 1 yd. pass from D.Watson (D.Watson-R.Griffin pass) (6-71, 2:49)
Texans	3	10:10	Penalty on K.Hogan enforced in end zone for a Safety
Texans	3	4:05	D.Hopkins 3 yd. pass from D.Watson (K.Fairbairn kick) (19-55, 6:05)
Browns	4	13:27	J.McCourtney 56 yd. interception return (Z.Gonzalez kick)

Browns 4 1:03 S.DeValve 3 yd. pass from K.Hogan (Z.Gonzalez kick) (4-50, 0:46)

TEAM STATISTICS

	CLE	HOU
FIRST DOWNS:	16	18
TIME OF POSSESSION:	30:58	29:04
TOTAL NET YARDS: (Ru/Pa):	247 (134/113)	340 (123/217)
SACKS/Yards:	1/8	4/27
PUNTS/Average:	7-51.1	7-50.0
PENALTIES/Yards:	11-72	4-44
FUMBLES/LOST:	1/0	0/0

INDIVIDUAL STATISTICS

PASSING: CLE: K.Hogan 20-37-240 (3 INT); HOU: D.Watson 17-29-225 (3 TD, INT).
RUSHING: CLE: I.Crowell 12-58, D.Johnson 5-40, K.Hogan 5-36; HOU: D.Foreman 12-59, L.Miller 15-41, D.Watson 6-23.
RECEIVING: CLE: K.Williams 4-41, R.Louis 3-25, D.Johnson 3-1, I.Crowell 2-15, S.DeValve 2-9 (TD), D.Njoku 2-0, B.Tregge 1-20, R.Higgins 1-13, S.Coates 1-11, D.Vitale 1-7; HOU: R.Griffin 3-52, L.Miller 3-40, W.Fuller V 2-62 (TD), B.Ellington 2-22, D.Hopkins 2-19 (TD), S.Anderson 2-17, B.Miller 2-5 (TD), J.Proch 1-18.
INTERCEPTIONS: CLE: J.McCourtney 1-56 (TD); HOU: J.Joseph 2-85 (TD), D.Cole 1-3.
SACKS: CLE: M.Garrett 1-8; HOU: L.Houston 1-9, K.Drummond 1-9, U.Kamalu 1-7, D.Reader 1-2.
PUNTING: CLE: B.Colquitt 7-35B (51.1); HOU: S.Leachler 7-350 (50.0).
PUNT RETURNS: CLE: J.Peppers 6-43; HOU: W.Fuller V 2-39, C.Thompson 2-18.
KICKOFF RETURNS: CLE: None; HOU: C.Thompson 2-38.
MISSED FIELD GOALS: CLE: None; HOU: None.

CLEVELAND				HOUSTON			
WR	K.Williams	DE	C.Nassib	WR	D.Hopkins	RDE	J.Heath
LT	J.Thomas	DT	T.Coley	LT	C.Clark	NT	D.Reader
LG	J.Bitonio	DT	D.Shelton	LG	X.Su'a-Filo	LDE	C.Covington
C	J.Iretter	DE	E.Ogbah	C	N.Martin	SAM	B.Scarlett
RG	K.Zeitler	WILL	C.Kirksey	RG	J.Allien	MIKE	B.McKinney
RT	S.Coleman	MIKE	J.Schobert	RT	B.Giacomini	WILL	Z.Cunningham
TE	R.Telfer	SAM	J.Collins	TE	R.Griffin	JACK	J.Clowney
WR	R.Louis	CB	J.McCourtney	WR	W.Fuller V	LCB	J.Joseph
QB	K.Hogan	CB	J.Taylor	QB	D.Watson	RCB	K.Jackson
RB	I.Crowell	S	J.Peppers	RB	S.Anderson	FS	A.Hal
Ja	S.Drango	DB	B.Boddy-Calhoun	TE	M.Lewis	SS	M.Gilchrist

2017 GAME SUMMARIES

TITANS 12 BROWNS 9 (OT)

Oct. 22, 2017
FirstEnergy Stadium, Cleveland, Ohio

Despite a game-tying 54-yard field goal with under a minute to play from rookie K Zane Gonzalez, the Cleveland Browns fell to the Tennessee Titans, 12-9, in overtime. In a game that featured seven field goals, Titans K Ryan Succop opened the scoring with a 43-yarder to give Tennessee a 3-0 lead after the first quarter. Following a fumble recovery by QB Braheim Campbell midway through the second quarter, Gonzalez notched a 31-yarder to tie the game, 3-3. Later in the quarter, Succop answered back with a 23-yard field goal to give the Titans a 6-3 halftime advantage. QB Cody Kessler relieved QB DeShone Kizer in the third quarter and led the team on a 10-play, 70-yard scoring drive, capped by a Gonzalez 47-yard field goal to even the scoring, 6-6. In the fourth quarter, Succop tacked on his third field goal of the contest, this time from 48 yards out to give Tennessee a 9-6 lead. After the Browns defense forced a three-and-out with 4:26 remaining, Kessler drove the offense down the field and set up Gonzalez, who nailed a 54-yard field goal with 47 seconds remaining to send the game to overtime. In overtime, following three punts, Succop hit his fourth and final field goal of the game to give Tennessee a 12-9 victory.

Team	1	2	3	4	OT	Final
Tennessee	3	3	0	3	3	12
Cleveland	0	3	3	3	0	9

SCORING SUMMARY

Team	Q	Time	Play
Titans	1	8:38	R.Succop 43 yd. Field Goal (11-45, 6:22)
Browns	2	8:31	Z.Gonzalez 31 yd. Field Goal (7-27, 3:40)
Titans	2	1:37	R.Succop 23 yd. Field Goal (14-7, 5:54)
Browns	3	4:25	Z.Gonzalez 47 yd. Field Goal (10-70, 5:07)
Titans	4	14:50	R.Succop 48 yd. Field Goal (9-47, 4:35)
Browns	4	0:47	Z.Gonzalez 54 yd. Field Goal (10-31, 3:30)
Titans	OT	1:55	R.Succop 47 yd. Field Goal (7-20, 4:02)

TEAM STATISTICS

	TEN	CLE
FIRST DOWNS:	15	13
TIME OF POSSESSION:	35:23	32:42
TOTAL NET YARDS: (Ru/Pa):	269 (80/189)	284 (66/218)
SACKS/Yards:	2/17	2/14
PUNTS/Average:	4-52.0	4-44.5
PENALTIES/Yards:	5-35	12-81
FUMBLES/LOST:	1/1	0/0

INDIVIDUAL STATISTICS

PASSING: TEN: M.Mariota 21-34-203; CLE: D.Kizer 12-20-114 (2 INT), C.Kessler 10-19-121 (INT).
RUSHING: TEN: D.Murray 18-59, D.Henry 13-13, M.Mariota 1-6; CLE: I.Crowell 17-35, D.Johnson 7-25, B.Treggs 1-6, C.Kessler 1-1.
RECEIVING: TEN: D.Walker 7-63, T.Taylor 3-45, R.Matthews 3-40, D.Murray 3-17, J.Smith 2-22, D.Henry 2-11, E.Weems 1-5; CLE: D.Johnson 6-45, I.Crowell 4-36, R.Louis 3-21, D.Njoku 2-55, S.DeValve 2-27, K.Britt 2-7, B.Treggs 1-19, R.Higgins 1-11, D.Vitale 1-1.
INTERCEPTIONS: TEN: K.Byard 3-60; CLE: None.
SACKS: TEN: B.Brakpo 0.5-5.8, D.Morgan 1.5-11; CLE: M.Garrett 1-7, J.Collins 1-7.
PUNTING: TEN: B.Kern 4-208 (52.0); CLE: B.Colquitt 4-178 (44.5).
PUNT RETURNS: TEN: A.Jackson 3-20; CLE: B.Treggs 3-13.
KICKOFF RETURNS: TEN: None; CLE: M.Daves 1-30.
MISSED FIELD GOALS: TEN: R.Succop (53 YL); CLE: None.

TENNESSEE			CLEVELAND				
WR	R.Matthews	DE	D.Jones	WR	K.Britt	DE	M.Garrett
TE	D.Walker	NT	S.Williams	LT	J.Thomas	DT	T.Coley
LT	L.Lewan	DT	J.Casey	LG	J.Bitonio	DT	D.Shelton
LG	Q.Spain	OLB	D.Morgan	CT	J.Tretter	DE	E.Ogbah
C	B.Jones	ILB	W.Woodyard	RB	K.Zaiter	WILL	C.Kirkey
RB	J.King	ILB	A.Williams	RT	S.Coleman	MIKE	J.Schobert
RG	J.Conklin	OLB	B.Drapko	TE	R.Telfer	SAM	J.Collins
WR	E.Decker	CB	A.Jackson	WR	R.Louis	CB	B.Boddy/Calhoun
QB	M.Mariota	SS	D.Searcy	QB	R.Kizer	CB	J.Taylor
TE	J.Smith	FS	K.Byard	RB	I.Crowell	S	I.Campbell
RB	D.Murray	CB	L.Ryan	FB	D.Vitale	CB	D.Kindred

VIKINGS 33 BROWNS 16

Oct. 29, 2017
Twickenham Stadium, London, England

The Cleveland Browns dropped its first-ever regular season game 33-16 to the Vikings in London. Following LB Joe Schobert's first career interception on the game's opening drive, RB Isaiah Crowell scampered 26 yards into the end zone two plays later. The Browns extra point attempts went off the upright. Later in the first, Vikings K Kai Forbath connected from 35 yards out to shrink the Browns' lead, 6-3. Vikings QB Case Keenum found WR Adam Thielen for an 18-yard touchdown in the second quarter, for a 9-6 Vikings' advantage. Rookie QB DeShone Kizer responded with an eight-play, 82-yard drive that he capped off with his third touchdown run of the season for a 13-9 Browns' lead. Forbath answered for the Vikings with a 34-yard field goal to shrink the Browns' lead to 13-12 at half. Forbath added a 43-yard field goal in the third quarter to put the Vikings up 15-13. Rookie K Zane Gonzalez responded with a 23-yard field goal of his own, giving the Browns a 16-15 lead. Late in the third quarter, Vikings RB Jerick McKinnon found the end zone to put the Vikings back in front, 23-16. In the fourth quarter, Vikings TE Kyle Rudolph hauled in a Keenum pass for a 4-yard score, extending the Vikings' lead to 30-16. Forbath would connect once again on a 51-yard field goal late in the fourth to give the Vikings the 33-16 victory.

Team	1	2	3	4	OT	Final
Minnesota	3	9	11	10	0	33
Cleveland	6	7	3	4	0	16

SCORING SUMMARY

Team	Q	Time	Play
Browns	1	11:20	I.Crowell 26 yd. run (kick failed, hru) (2-37, 0:29)
Vikings	1	5:27	K.Forbath 35 yd. Field Goal (7-16, 3:26)
Vikings	2	2:48	A.Thielen 18 yd. pass from C.Keenum (kick blocked) (7-60, 3:12)
Browns	2	0:40	D.Kizer 1 yd. run (Z.Gonzalez kick) (8-82, 2:08)
Vikings	2	0:00	K.Forbath 34 yd. Field Goal (8-62, 0:40)
Vikings	3	13:32	K.Forbath 43 yd. Field Goal (4-5, 1:18)
Browns	3	5:34	Z.Gonzalez 23 yd. Field Goal (12-55, 4:57)
Vikings	3	1:16	K.McKinnon 1 yd. run (J.McKinnon run) (8-76, 4:18)
Vikings	4	10:06	K.Rudolph 4 yd. pass from C.Keenum (K.Forbath kick) (9-64, 4:47)
Vikings	4	1:09	K.Forbath 51 yd. Field Goal (4-1, 1:42)

TEAM STATISTICS

	MIN	CLE
FIRST DOWNS:	26	16
TIME OF POSSESSION:	37:52	22:08
TOTAL NET YARDS: (Ru/Pa):	375 (83/297)	276 (115/161)
SACKS/Yards:	3/18	1/1
PUNTS/Average:	6-36.8	6-46.5
PENALTIES/Yards:	5-58	5-74
FUMBLES/LOST:	1/0	2/2

INDIVIDUAL STATISTICS

PASSING: MIN: C.Keenum 27-49-289 (2 TD, INT); CLE: D.Kizer 18-34-179.
RUSHING: MIN: J.McKinnon 14-50 (TD), L.Murray 19-39, S.Diggs 1-1; CLE: I.Crowell 11-64 (TD), D.Johnson 6-33, D.Kizer 5-18.
RECEIVING: MIN: J.McKinnon 6-72, K.Rudolph 6-27 (TD), A.Thielen 5-98 (TD), S.Diggs 4-27, D.Morgan 3-28, L.Treadwell 1-21, L.Murray 1-8, M.Floyd 1-7; CLE: I.Crowell 4-54, D.Johnson 4-10, R.Louis 2-42, D.Njoku 2-19, S.Coates 2-13, M.Daves 1-15, R.Higgins 1-4, B.Treggs 1-12, S.DeValve 1-0.
INTERCEPTIONS: MIN: None; CLE: Schobert 1-8.
SACKS: MIN: E.Griffin 1-1, L.Joseph 1-7, T.Johnson 1-1; CLE: C.Nassib 1-1.
PUNTING: MIN: R.Ouigley 6-221 (36.8); CLE: B.Colquitt 6-279 (46.5).
PUNT RETURNS: MIN: M.Sherets 2-15; CLE: B.Treggs 2-11.
KICKOFF RETURNS: MIN: M.Sherets 1-24; CLE: M.Daves 3-105.
MISSED FIELD GOALS: MIN: None; CLE: Z.Gonzalez (35 YL).

MINNESOTA			CLEVELAND				
WR	A.Thielen	LE	D.Hunter	WR	R.Louis	DE	N.Orchard
TE	D.Morgan	DT	T.Johnson	LT	S.Drango	DT	C.Brantley
LT	R.Reiff	NT	L.Joseph	LG	J.Bitonio	DT	D.Shelton
LG	D.Isidora	RE	E.Griffin	CT	J.Tretter	DE	E.Ogbah
C	P.Elieh	MLB	E.Kendricks	RB	K.Zaiter	WILL	C.Kirkey
RG	J.Berger	LB	A.Barr	RT	S.Coleman	MIKE	J.Schobert
RT	M.Remmers	LCB	X.Rhodes	TE	D.Njoku	SAM	J.Collins
TE	K.Rudolph	RCB	T.Wayne	WR	B.Treggs	CB	J.Taylor
WR	S.Diggs	CB	T.Newman	WR	R.Higgins	S	I.Campbell
QB	C.Keenum	SS	A.Harris	QB	D.Kizer	S	D.Kindred
RB	L.Murray	FS	H.Smith	RB	I.Crowell	CB	B.Boddy/Calhoun

STAFF

PLAYERS

2017 SEASON

HISTORY

RECORDS

GAME DAY

2017 GAME SUMMARIES



LIONS 38 BROWNS 24



Nov. 12, 2017
Ford Field, Detroit, Mich.

Despite tallying more than 400 yards of total offense, the Browns dropped their Week 10 matchup to the Detroit Lions, 38-24. Rookie K Zane Gonzalez opened the scoring early in the first quarter, connecting on a 23-yard field goal to give the Browns a 3-0 lead. Following an interception by LB Jamie Collins Sr., rookie QB DeShone Kizer hit WR Kenny Britt for a 19-yard touchdown, extending the Browns' lead to 10-0. Later in the first quarter, Lions K Matt Prater nailed a 46-yard field goal to put Detroit on the board. Early in the second quarter, Lions RB Amey Abdullah scampered into the end zone from eight yards out to tie the game, 10-10. Later in the first half, Lions CB Nevin Lawson stripped TE Seth DeValve of the ball and took it 44 yards into the end zone for a Lions' 17-10 halftime lead. The Browns opened the second half with an eight-play, 85-yard drive capped off by a six-yard touchdown run by RB Isaiah Crowell to tie the game at 17. In the third quarter, Kizer snuck into the end zone from one yard out to give the Browns back the lead, 24-17. But on the ensuing possession, Lions RB Theo Riddick caught an eight-yard touchdown pass from Lions QB Matthew Stafford to once again even the score, 24-24. The Lions added 14 more points in the second half on two touchdowns passes. Stafford connected with TE Eric Ebron and WR Golden Tate to account for the 38-24 final score.

Team	1	2	3	4	Final
Cleveland	0	0	14	0	24
Detroit	10	14	7	14	38

SCORING SUMMARY

Team	Q	Time	Play
Browns	1	11:30	Z.Gonzalez 23 yd. Field Goal (5-42, 1:32)
Browns	1	8:39	K.Britt 19 yd. pass from D.Kizer (Z.Gonzalez kick) (3-31, 1:23)
Lions	1	6:00	M.Prater 46 yd. Field Goal (7-47, 2:39)
Lions	2	10:25	A.Abdullah 8 yd. run (M.Prater kick) (8-90, 4:28)
Lions	2	3:55	N.Lawson 44 yd. fumble return (M.Prater kick)
Browns	3	11:01	I.Crowell 6 yd. run (Z.Gonzalez kick) (8-95, 3:59)
Browns	3	2:23	D.Kizer 1 yd. run (Z.Gonzalez kick) (10-80, 6:01)
Lions	3	0:52	T.Riddick 8 yd. pass from M.Stafford (M.Prater kick) (4-75, 1:31)
Lions	4	10:48	E.Ebron 29 yd. pass from M.Stafford (M.Prater kick) (3-51, 4:03)
Lions	4	4:28	G.Tate 40 yd. pass from M.Stafford (M.Prater kick) (3-44, 0:49)

TEAM STATISTICS

	CLE	DET
FIRST DOWNS:	26	16
TIME OF POSSESSION:	34:34	25:26
TOTAL NET YARDS: (Ru/Pa):	413 (201/212)	345 (104/241)
SACKS/Yards:	4/9	4/25
PUNTS/Average:	5-48.2	4-44.0
PENALTIES/Yards:	7-60	7-81
FUMBLES/LOST:	1/1	0/0

INDIVIDUAL STATISTICS

PASSING: CLE: D.Kizer 21-37-232 (TD, INT), C.Kessler 1-3-5; DET: M.Stafford 17-26-249 (3 TDs, INT).
RUSHING: CLE: I.Crowell 16-90 (TD), D.Kizer 7-57 (TD), D.Johnson 10-54; DET: A.Abdullah 11-52 (TD), T.Riddick 4-25, M.Stafford 4-17.
RECEIVING: CLE: D.Johnson 6-34, S.DeValve 4-70, R.Higgins 4-34, K.Britt 2-38 (TD), S.Coates 2-38, R.Louis 2-15, I.Crowell 1-5, D.Njoku 1-3; DET: G.Tate 6-97 (TD), T.Riddick 3-12 (TD), K.Golladay 2-64, E.Ebron 2-39 (TD), M.Jones 1-22, D.Washington 1-10, A.Abdullah 1-3, T.Jones 1-2.
INTERCEPTIONS: CLE: J.Collins 1-0; DET: D.Slay 1-0.
SACKS: CLE: E.Ogback 2-7, J.Schobert 1-1, C.Kirksey 1-0; DET: C.Washington 2-11, T.Wilson 1-11, A.Zettel 1-3.
PUNTING: CLE: B.Colquitt 5-241 (48.2); DET: S.Martin 4-176 (44.0).
PUNT RETURNS: CLE: J.Peppers 2-12; DET: J.Agnew 4-56.
KICKOFF RETURNS: CLE: M.Daeyes 2-22, J.Peppers 1-13; DET: None.
MISSED FIELD GOALS: CLE: None; DET: None.

CLEVELAND				DETROIT			
WR	R.Louis	DE	M.Garrett	WR	G.Tate	DE	A.Zettel
LT	S.Drango	DT	T.Coley	LT	E.Decker	DT	A.Robinson
LG	J.Bitonio	DT	D.Sheiton	LG	G.Glasgow	DT	A.Spence
C	J.Tretter	DE	E.Ogback	C	T.Swanson	DE	C.Washington
RG	K.Zettler	WILL	C.Kirksey	RG	C.Robinson	OLB	T.Whitehead
RT	S.Coleman	MIKE	J.Schobert	RT	R.Wagner	MLB	J.Davis
TE	R.Telfer	SAM	J.Collins	TE	E.Ebron	OLB	P.Worrilow
WR	S.Coates	CB	J.McCourty	WR	M.Jones	CB	D.Slay
QB	D.Kizer	CB	J.Taylor	QB	M.Stafford	CB	N.Lawson
WR	I.Crowell	S	J.Peppers	WR	A.Abdullah	SB	T.Wilson
FB	D.Vitale	S	D.Keindred	WR	T.Jones	FS	G.Quin



JAGUARS 19 BROWNS 7



Nov. 19, 2017
FirstEnergy Stadium, Cleveland, Ohio.

The Jaguars defense forced five turnovers, as the Browns fell 19-7. Following an interception by Jaguars LB Telvin Smith, QB Blake Bratton connected with TE Mercedes Lewis for a 10-yard touchdown to give Jacksonville an early 7-0 lead. In the second quarter, Jaguars K Josh Lambo drilled a 38-yard field goal to extend their lead to 10-0. Rookie QB DeShone Kizer responded with a 27-yard touchdown strike to RB Duke Johnson Jr. to bring the Browns within three points at the half. In the fourth quarter, Lambo connected again from 39 yards out to give the Jaguars a 13-7 edge. In the final minutes of the game, Jaguars DL Yannick Ngakoue stripped Kizer of the ball, while LB Telvin Smith recovered the fumble in the end zone to secure the Jaguars' 19-7 victory.

Team	1	2	3	4	Final
Jacksonville	7	3	0	0	19
Cleveland	9	7	0	0	16

SCORING SUMMARY

Team	Q	Time	Play
Jaguars	1	6:54	M.Lewis 10 yd. pass from B.Bortles (J.Lambo kick) (4-33, 1:42)
Jaguars	2	14:14	J.Lambo 38 yd. Field Goal (8-47, 3:33)
Browns	2	11:28	D.Johnson 27 yd. pass from D.Kizer (Z.Gonzalez kick) (5-66, 2:48)
Jaguars	4	3:31	J.Lambo 39 yd. Field Goal (8-31, 4:52)
Jaguars	4	1:14	T.Smith fumble recovery in end zone (run failed)

TEAM STATISTICS

	JAX	CLE
FIRST DOWNS:	15	11
TIME OF POSSESSION:	36:55	23:05
TOTAL NET YARDS: (Ru/Pa):	284 (103/145)	184 (50/134)
SACKS/Yards:	5/45	2/9
PUNTS/Average:	9-39.3	8-47.0
PENALTIES/Yards:	6-40	0-0
FUMBLES/LOST:	5/1	5/3

INDIVIDUAL STATISTICS

PASSING: JAX: B.Bortles 17-30-154 (TD); CLE: D.Kizer 16-32-179 (TD, 2 INT).
RUSHING: JAX: L.Fournette 29-111, T.Yeldon 5-15, C.Lovry 6-6, B.Bortles 4-4, T.Bohanon 1-3; CLE: D.Kizer 5-22, I.Crowell 11-18, D.Johnson 2-10.
RECEIVING: JAX: M. Lee 5-45, D.Westbrook 3-35, K.Cole 3-24, M.Lewis 2-26, L.Fournette 2-7, J.D'Shaughnessy 1-12, T.Yeldon 1-5; CLE: C.Coleman 6-80, D.Johnson 4-55 (TD), K.Britt 2-5, R.Louis 1-15, D.Njoku 1-13, S.DeValve 1-5, M.Daeyes 1-5.
INTERCEPTIONS: JAX: T.Smith 1-26, A.Bouye 1-1; CLE: None.
SACKS: JAX: Y.Ngakoue 2-32, D.Fowler 1-8, M.Jackson 1-3, C.Campbell 0-5-2; CLE: B.Burgess
PUNTING: JAX: B.Nortman 9-354 (39.3); CLE: B.Colquitt 6-376 (47.0).
PUNT RETURNS: JAX: J.Mckens 4-39; CLE: J.Peppers 4-9.
KICKOFF RETURNS: JAX: None; CLE: M.Daeyes 2-62, D.Vitale 1-18, N.Orchard 1-9.
MISSED FIELD GOALS: JAX: J.Lambo (41 YR); CLE: None.

JACKSONVILLE				CLEVELAND			
WR	M.Lee	DE	Y.Ngakoue	WR	R.Louis	DE	M.Garrett
LT	C.Robinson	NT	A.Jones	LT	S.Drango	DT	T.Coley
LG	C.Reed	DT	M.Jackson	LG	J.Bitonio	DT	D.Sheiton
C	B.Linder	DE	C.Campbell	C	J.Tretter	DE	E.Ogback
RG	A.Cann	MLB	T.Smith	RG	K.Zettler	WILL	C.Kirksey
RT	J.Wells	WLB	J.P.Poslusny	RT	S.Coleman	MIKE	J.Schobert
TE	M.Lewis	SLB	M.Jack	TE	R.Telfer	SB	J.Burgess
QB	B.Bortles	LB	J.Ramsay	WR	C.Coleman	CB	J.McCourty
QB	B.Bortles	FS	T.Spison	QB	D.Kizer	CB	J.Taylor
RB	L.Fournette	SS	B.Church	RB	I.Crowell	S	J.Peppers
FB	T.Bohanon	RCB	A.Bouye	FB	D.Vitale	S	D.Keindred

2017 GAME SUMMARIES

BENGALS 30 BROWNS 16

Nov. 26, 2017

Paul Brown Stadium, Cincinnati, Ohio

Despite a late comeback attempt, Cleveland dropped its Week 12 matchup against the Cincinnati Bengals, 30-16. The Browns opened the game with an 11-play, 66-yard drive capped by a 27-yard field goal by rookie K Zane Gonzalez for an early 3-0 advantage. On the ensuing possession, the Bengals answered with an 8-play touchdown pass from QB Andy Dalton to WR Tyler Boyd to put Cincinnati in front, 7-3. In the second quarter, Bengals K Randy Bullock added a trio of field goals (31, 49 and 21) to extend Cincinnati's lead, 16-3. Gonzalez connected once again with a 21-yard field goal to bring the Browns within 10 at half. Dalton opened the second half with a 10-play, 78-yard drive, ending with a 1-yard touchdown pass to TE Tyler Kroft for a 23-6 Bengals lead. Later in the third quarter, Gonzalez matched a career high with his third field goal made (39) to bring the Browns within two scores. In the fourth quarter, rookie QB DeShone Kizer found the end zone from three yards out to shrink Cincinnati's lead to 29-16. But a late 11-yard touchdown run by Bengals rookie RB Joe Mixon sealed Cincinnati's victory, 30-16.

Team	1	2	3	4	Final
Cleveland	3	9	9	7	16
Cincinnati	7	9	7	7	30

SCORING SUMMARY

Team	Q	Time	Play
Browns	1	9:17	Z.Gonzalez 27 yd. Field Goal (11-66, 5:43)
Bengals	1	5:08	T.Boyd 8 yd. pass from A.Dalton (R.Bullock kick) (9-75, 4:09)
Bengals	2	9:14	R.Bullock 31 yd. Field Goal (5-54, 6:53)
Bengals	2	6:12	R.Bullock 49 yd. Field Goal (5-18, 1:19)
Bengals	2	2:06	R.Bullock 21 yd. Field Goal (6-42, 3:09)
Browns	2	0:00	Z.Gonzalez 21 yd. Field Goal (11-75, 8:36)
Bengals	3	10:21	T.Kroft 1 yd. pass from A.Dalton (R.Bullock kick) (10-78, 4:39)
Browns	3	4:33	Z.Gonzalez 39 yd. Field Goal (10-59, 5:48)
Browns	4	6:57	D.Kizer 3 yd. run (Z.Gonzalez kick) (15-89, 5:29)
Bengals	4	2:57	J.Mixon 11 yd. run (R.Bullock kick) (7-75, 4:00)

TEAM STATISTICS

	CLE	CIN
FIRST DOWNS:	21	23
TIME OF POSSESSION:	29:28	30:32
TOTAL NET YARDS: (Ru/Pa):	405 (169/236)	361 (152/209)
SACKS/Yards	1/5	4/32
PUNTS/Average:	3-36.0	2-35.5
PENALTIES/Yards:	7-69	4-35
FUMBLES/LOST:	1/0	0/0

INDIVIDUAL STATISTICS

PASSING: CLE: D.Kizer 19-31-265, C.Kessler 0-1-0; CIN: A.Dalton 19-29-214 (2 TDs).
RUSHING: CLE: I.Crowell 16-85, D.Kizer 8-99 (TD), D.Johnson 6-35; CIN: J.Mixon 29-114 (TD), A.Dalton 4-26, G.Bernard 3-12.
RECEIVING: CLE: D.Njoku 4-47, D.Johnson 4-32, C.Coleman 3-64, K.Britt 2-52, S.DeValve 2-33, R.Higgins 2-30, I.Crowell 1-10; CIN: A.Green 5-66, J.Mixon 3-51, B.LaFell 3-33, T.Kroft 3-14 (TD), T.Boyd 2-17 (TD), A.Erickson 1-18, G.Bernard 1-15.
INTERCEPTIONS: CLE: None; CIN: None.
SACKS: CLE: M.Garrett 1-5; CIN: C.Lawton 1-5, D.Sims 1-9, C.Smith 0.5-4.5, G.Atkins 0.5-4, C.Dunlap 0.5-4.
PUNTING: CLE: B.Coullitt 2-92 (46.0), Z.Gonzalez 1-16; CIN: K.Huber 2-71 (35.5).
PUNT RETURNS: CLE: J.Peppers 1-13; CIN: A.Jones 1-16, A.Erickson 1-14.
KICKOFF RETURNS: CLE: M.Daves 5-103; CIN: A.Erickson 1-25.
MISSED FIELD GOALS: CLE: Z.Gonzalez (43W); CIN: None.

CLEVELAND

WR	R.Louis	DE	M.Garrett	WR	A.Green	LDE	C.Dunlap
LT	S.Drango	DT	T.Coley	LOT	C.Ogbuehi	NT	A.Billings
LG	J.Bitonio	DT	D.Shelton	LG	C.Boling	DT	G.Atkins
C	J.Tretter	DE	C.Nassib	C	R.Bodine	RDE	M.Johnson
RG	K.Zettler	WILL	C.Kirksey	RG	T.Hopkins	SLB	N.Vigil
RT	S.Coleman	MIKE	J.Schobert	ROT	T.Smith	MLB	K.Minter
TE	R.Telfer	SAM	J.Burgess Jr.	TE	T.Kroft	WLB	V.Burfict
WR	C.Coleman	CB	J.McCourty	WR	J.Malone	LCB	D.Kirkpatrick
QB	D.Kizer	CB	J.Taylor	WR	B.LaFell	RCB	A.Jones
RB	I.Crowell	S	J.Peppers	QB	A.Dalton	SS	C.Fajaletem
TE	S.DeValve	DB	B.Boddy-Calhoun	HB	J.Mixon	FS	G.Ioaka

CHARGERS 19 BROWNS 10

Dec. 3, 2017

Stubhub Center, Carson, Calif.

Despite a late push, Cleveland dropped its Week 13 matchup against the Los Angeles Chargers, 19-10. Chargers K Travis Coons opened the scoring with a pair of field goals (21 and 40 yards) in the second quarter, while rookie QB DeShone Kizer found rookie TE David Njoku for a 29-yard touchdown pass to give the Browns a 7-6 advantage. On the ensuing possession, Coons connected from 22 yards for a 9-7 Los Angeles halftime lead. The Chargers opened the second half with a 10-play, 78-yard drive capped by a 7-yard strike from QB Philip Rivers to WR Keenan Allen to extend Los Angeles' lead to 16-7. Later in the third quarter, Coons nailed his fourth field goal of the day to give the Chargers a 19-7 edge. In the fourth quarter, rookie K Zane Gonzalez connected on a 35-yard field goal to bring the Browns within nine, but a pair of late turnovers inside the Chargers 30-yard line sealed the 19-10 victory for Los Angeles.

Team	1	2	3	4	Final
Cleveland	0	7	0	3	10
Los Angeles	0	9	10	0	19

SCORING SUMMARY

Team	Q	Time	Play
Chargers	2	9:03	T.Coons 21 yd. Field Goal (10-60, 4:25)
Chargers	2	3:45	T.Coons 40 yd. Field Goal (7-39, 3:29)
Browns	2	1:55	D.Njoku 28 yd. pass from D.Kizer (Z.Gonzalez kick) (5-65, 1:50)
Chargers	2	0:00	T.Coons 22 yd. Field Goal (11-75, 1:55)
Chargers	3	10:35	K.Allen 7 yd. pass from P.Rivers (T.Coons kick) (10-78, 4:25)
Chargers	3	10:21	T.Coons 21 yd. Field Goal (12-66, 7:03)
Browns	4	12:03	Z.Gonzalez 35 yd. Field Goal (11-58, 3:59)

TEAM STATISTICS

	CLE	LAC
FIRST DOWNS:	17	23
TIME OF POSSESSION:	25:03	34:57
TOTAL NET YARDS: (Ru/Pa):	291 (89/202)	429 (94/335)
SACKS/Yards	1/9	3/13
PUNTS/Average:	3-39.0	2-35.5
PENALTIES/Yards:	4-24	5-62
FUMBLES/LOST:	1/1	2/0

INDIVIDUAL STATISTICS

PASSING: CLE: D.Kizer 15-32-215 (TD, INT); LAC: P.Rivers 31-43-344 (TD), A.Ekeler 4-19, P.Rivers 2-2.
RUSHING: CLE: D.Kizer 5-46, I.Crowell 10-41, D.Johnson 7-2; LAC: M.Gordon 19-77, A.Ekeler 4-19, P.Rivers 2-2.
RECEIVING: CLE: J.Gordon 4-85, D.Njoku 4-74, S.DeValve 2-33, D.Johnson 2-10, K.Britt 2-10, I.Crowell 1-3; LAC: K.Allen 10-105 (TD), H.Henry 7-61, T.Benjamin 4-66, M.Gordon 4-29, A.Gates 3-32, A.Ekeler 2-21, Ty.Williams 1-8.
INTERCEPTIONS: CLE: None; LAC: A.Phillips 1-1.
PUNTING: CLE: B.Coullitt 3-17 (39.0), D.Kizer 1-1; LAC: D.Kaser 2-73 (36.5).
PUNT RETURNS: CLE: D.Johnson 1-12; LAC: T.Benjamin 1-9.
KICKOFF RETURNS: CLE: M.Daves 2-51; LAC: D.King 3-82.
MISSED FIELD GOALS: CLE: None; LAC: T.Coons (38R).

CLEVELAND

WR	J.Gordon	DE	M.Garrett	WR	K.Allen	DE	J.Bosa
LT	S.Drango	DT	T.Coley	LT	R.Okung	NT	B.Mebane
LG	J.Bitonio	DT	D.Shelton	LG	D.Feeney	DT	D.Philon
C	J.Tretter	DE	C.Nassib	C	S.Pulley	DE	M.Ingram
RG	K.Zettler	WILL	C.Kirksey	RG	K.Wiggins	OLB	K.Emanuel
RT	S.Coleman	MIKE	J.Schobert	RT	J.Barksdale	ILB	H.Pullard
TE	R.Telfer	SAM	J.Burgess Jr.	TE	H.Henry	OLB	D.Perryman
WR	C.Coleman	CB	J.McCourty	WR	Ty.Williams	LCB	C.Hayward
QB	D.Kizer	CB	J.Taylor	WR	T.Benjamin	SS	J.Addae
RB	I.Crowell	S	J.Peppers	QB	P.Rivers	FS	T.Boston
TE	S.DeValve	DB	B.Boddy-Calhoun	HB	M.Gordon	RCB	Tr.Williams

STAFF PLAYERS 2017 SEASON HISTORY RECORDS GAME DAY

2017 GAME SUMMARIES



PACKERS 27 BROWNS 21 (OT)



Dec. 10, 2017

FirstEnergy Stadium, Cleveland, Ohio

Despite having a 14-point lead entering the fourth quarter, the Browns fell to the Green Bay Packers in overtime, 27-21. Green Bay opened the game with an 11-play, 74-yard drive, capped by a 30-yard touchdown pass from Packers QB Brett Hundley to RB Jamaal Williams for an early 7-0 Packers lead. On the ensuing possession, rookie QB DeShone Kizer connected with WR Josh Gordon for a 13-yard touchdown, Gordon's first since 2013, to even the score at 7-7. In the second quarter, RB Duke Johnson Jr. caught a shovel pass from Kizer and scampered into the end zone for a Browns' 14-7 halftime lead. Late in the third quarter, Kizer hit WR Corey Coleman from two yards out to extend the Browns' lead to 21-7. However, Hundley led Green Bay's offense on a 13-play, 75-yard drive, ending with a 1-yard touchdown run by Williams to cut Cleveland's lead to 21-14 in the fourth quarter. With less than a minute remaining in the game, Hundley found Packers WR Davante Adams from one yard out to even the score at 21-21 and send the game to overtime. On the opening drive, Packers S Josh Jones intercepted Kizer, and six plays later, Hundley connected with Adams on a 25-yard touchdown pass for a 27-21 final score.

Team	1	2	3	4	OT	Final
Green Bay	7	0	0	14	6	27
Cleveland	7	7	7	0	0	21

SCORING SUMMARY

Team	Q	Time	Play
Packers	1	8:50	J.Williams 30 yd. pass from B.Hundley (M.Crosby kick) (11-74, 6:10)
Browns	1	4:45	J.Gordon 13 yd. pass from D.Kizer (Z.Gonzalez kick) (7-94, 4:05)
Browns	2	5:32	D.Johnson Jr. 7 yd. pass from D.Kizer (Z.Gonzalez kick) (12-70, 6:58)
Browns	3	2:49	C.Coleman 2 yd. pass from D.Kizer (Z.Gonzalez kick) (9-88, 4:31)
Packers	4	12:50	J.Williams 1 yd. run (M.Crosby kick) (7-25, 4:59)
Packers	4	0:17	D.Adams 1 yd. pass from B.Hundley (M.Crosby kick) (7-25, 2:20)
Packers	5	5:05	D.Adams 25 yd. pass from B.Hundley (6-42, 3:23) (6-42, 3:23)

TEAM STATISTICS

	GB	CLE
FIRST DOWNS:	24	17
TIME OF POSSESSION:	36:17	28:38
TOTAL NET YARDS: (Ru/Pa):	341 (85/256)	345 (136/209)
SACKS/Yards:	2/5	1/9
PUNTS/Average:	4-47.8	4-52.3
PENALTIES/Yards:	3-20	6-45
FUMBLES/LOST:	0/0	1/0

INDIVIDUAL STATISTICS

PASSING: GB: B.Hundley 35-46-265 (3 TDs); CLE: D.Kizer 20-28-214 (3 TDs, 2 INTs).
RUSHING: GB: J.Williams 15-49 (TD); B.Hundley 7-31; J.Whitehead 1-7; A.Jones 4-2; CLE: J.Crowell 15-121; D.Johnson 6-6; D.Kizer 2-7.
RECEIVING: GB: D.Adams 10-84 (2 TDs); R.Cobb 8-39; J.Williams 7-69 (TD); J.Nelson 4-33; G.Allison 4-29; L.Kendricks 2-11; CLE: C.Coleman 5-62 (TD); D.Johnson 4-41 (TD); J.Gordon 3-69 (TD); J.Crowell 3-10; S.DeValve 2-16; R.Telfer 1-12; D.Njoku 1-3; D.Vitale 1-1.
INTERCEPTIONS: GB: H.Clinton-Dix 1-2; J.Jones 1-0; CLE: None.
SACKS: GB: C.Matthews 1-5; K.Frankrell 1-0; CLE: N.Drochard 1-3.
PUNTING: GB: J.Vogel 4-191 (47.8); CLE: B.Colquitt 4-209 (52.3).
PUNT RETURNS: GB: T.Davis 2-63; CLE: D.Johnson 2-5.
KICKOFF RETURNS: GB: T.Davis 3-75; CLE: M.Daves 2-24.
MISSED FIELD GOALS: GB: None; CLE: None.

GREEN BAY

WR	J.Nelson	DE	D.Lowry	WR	J.Gordon	DE	M.Garrett
LT	D.Bakhtiari	DT	K.Clark	LT	S.Orango	DT	T.Coley
LG	L.Taylor	DT	M.Daniels	LG	J.Bitonio	DT	L.Ogunjobi
C	C.Linsley	LOLB	A.Brooks	C	J.Tretter	DE	C.Nassib
RG	E.Evans	ILB	J.Ryan	RG	K.Zeitler	WILL	C.Kirksey
RT	J.Spriggs	ILB	B.Martinez	RT	S.Coleman	MIKE	J.Schobert
TE	L.Kendricks	ROLB	C.Matthews	TE	R.Telfer	SAM	J.Burgess
WR	R.Cobb	LCB	D.Randall	WR	C.Coleman	CB	J.McCourty
WR	D.Adams	RCB	D.House	QB	D.Kizer	CB	J.Taylor
QB	B.Hundley	SS	M.Burnett	RB	J.Crowell	S	K.Nacua
RB	J.Williams	FS	H.Clinton-Dix	FB	D.Vitale	S	D.Kindred



RAVENS 27 BROWNS 10



Dec. 17, 2017

FirstEnergy Stadium, Cleveland, Ohio

The Baltimore Ravens defense forced four turnovers as the Browns dropped their final home game of the 2017 season, 27-10. Ravens QB Joe Flacco led Baltimore on a 13-play, 62-yard drive, capped by a 31-yard field goal from K Justin Tucker to open the game. Following a goal-line stand by Cleveland's defense, the Browns offense put together a 96-yard drive, including a 59-yard rush from RB Isaiah Crowell, which ended in a 12-yard touchdown run by RB Duke Johnson Jr. for a 7-3 Browns lead. On the ensuing possession, Flacco scampered into the end zone from two yards out to put the Ravens back in front, 10-7. Later in the second quarter, Flacco connected with TE Benjamin Watson for a 33-yard touchdown to extend Baltimore's lead to 17-7, but a 45-yard field goal from K Zane Gonzalez shrunk the Ravens' halftime lead to 17-10. Baltimore would extend its lead in the second half as Ravens DL Z'Darius Smith stripped QB DeShone Kizer of the ball, while DT Brandon Williams recovered the fumble in the end zone for a 24-10 Ravens edge. Tucker later tacked on three more points for a 27-10 final score.

Team	1	2	3	4	Final
Baltimore	3	14	10	0	27
Cleveland	0	10	0	0	10

SCORING SUMMARY

Team	Q	Time	Play
Ravens	1	8:45	J.Tucker 31 yd. Field Goal (13-62, 8:14)
Browns	2	8:12	D.Johnson Jr. 12 yd. run (Z.Gonzalez kick) (5-96, 2:59)
Ravens	2	3:01	J.Flacco 2 yd. run (J.Tucker kick) (11-75, 5:11)
Ravens	2	0:58	B.Watson 53 yd. pass from J.Flacco (J.Tucker kick) (3-45, 0:37)
Browns	2	0:00	Z.Gonzalez 45 yd. Field Goal (7-47, 0:58)
Ravens	3	7:06	B.Williams 1 yd. fumble return (J.Tucker kick)
Ravens	3	0:04	J.Tucker 43 yd. Field Goal (8-36, 3:13)

TEAM STATISTICS

	BAL	CLE
FIRST DOWNS:	23	15
TIME OF POSSESSION:	36:48	23:12
TOTAL NET YARDS: (Ru/Pa):	376 (97/279)	266 (130/136)
SACKS/Yards:	2/10	1/9
PUNTS/Average:	5-43.2	6-43.2
PENALTIES/Yards:	7-57	6-25
FUMBLES/LOST:	0/0	2/2

INDIVIDUAL STATISTICS

PASSING: BAL: J.Flacco 26-46-288 (TD); CLE: D.Kizer 20-37-146 (2 INTs).
RUSHING: BAL: J.Allen 13-70; A.Collins 12-19; M.Williams 1-4; J.Flacco 4-3 (TD); D.Woodhead 1-1; CLE: J.Crowell 5-72; D.Kizer 7-35; D.Johnson 7-29 (TD).
RECEIVING: BAL: M.Wallace 6-89; D.Woodhead 6-31; A.Collins 5-33; B.Watson 4-74 (TD); J.MacIn 1-22; M.Campanaro 1-17; N.Boyle 1-3; B.Perriman 1-3; J.Allen 1-4; CLE: J.Gordon 5-47; D.Johnson 5-40; J.Crowell 4-7; S.DeValve 2-32; R.Higgins 2-10; C.Coleman 1-16; S.Coates 1-8.
INTERCEPTIONS: BAL: E.Weddie 1-26; B.Carr 1-0; CLE: None.
SACKS: BAL: M.Judson 1-7; S.Smith 1-3; CLE: T.Coley 1-9.
PUNTING: BAL: S.Koch 5-215 (43.0); CLE: B.Colquitt 5-215 (43.2).
PUNT RETURNS: BAL: M.Campanaro 1-0; CLE: J.Peppers 1-11.
KICKOFF RETURNS: BAL: None; CLE: J.Peppers 3-77.
MISSED FIELD GOALS: BAL: None; CLE: None.

BALTIMORE

WR	M.Wallace	DT	B.Williams	WR	J.Gordon	DE	M.Garrett
TE <td>M.Williams</td> <td>DE <td>M.Pierce</td> <td>TE <td>D.Njoku</td> <td>DT</td> <td>T.Coley</td> </td></td>	M.Williams	DE <td>M.Pierce</td> <td>TE <td>D.Njoku</td> <td>DT</td> <td>T.Coley</td> </td>	M.Pierce	TE <td>D.Njoku</td> <td>DT</td> <td>T.Coley</td>	D.Njoku	DT	T.Coley
LT <td>R.Stanley</td> <td>DE <td>C.Davis</td> <td>LT <td>S.Orango</td> <td>DT</td> <td>L.Ogunjobi</td> </td></td>	R.Stanley	DE <td>C.Davis</td> <td>LT <td>S.Orango</td> <td>DT</td> <td>L.Ogunjobi</td> </td>	C.Davis	LT <td>S.Orango</td> <td>DT</td> <td>L.Ogunjobi</td>	S.Orango	DT	L.Ogunjobi
LG <td>J.Hurst</td> <td>RUSH</td> <td>T.Suggs</td> <td>LG <td>J.Bitonio</td> <td>DE <td>C.Nassib</td> </td></td>	J.Hurst	RUSH	T.Suggs	LG <td>J.Bitonio</td> <td>DE <td>C.Nassib</td> </td>	J.Bitonio	DE <td>C.Nassib</td>	C.Nassib
C	R.Jensen	MLB	C.Mosley	C	J.Tretter	WILL	C.Kirksey
RG <td>M.Skura</td> <td>WLB</td> <td>P.Dunwasser</td> <td>RG <td>K.Zeitler</td> <td>MIKE</td> <td>J.Schobert</td> </td>	M.Skura	WLB	P.Dunwasser	RG <td>K.Zeitler</td> <td>MIKE</td> <td>J.Schobert</td>	K.Zeitler	MIKE	J.Schobert
RT	A.Howard	SLB	M.Judson	RT	S.Coleman	SAM	J.Burgess
WR <td>N.Boyle</td> <td>LCB</td> <td>B.Carr</td> <td>TE</td> <td>R.Telfer</td> <td>CB</td> <td>J.McCourty</td>	N.Boyle	LCB	B.Carr	TE	R.Telfer	CB	J.McCourty
WR <td>J.Maclain</td> <td>SS</td> <td>T.Jefferson</td> <td>QB</td> <td>D.Kizer</td> <td>CB</td> <td>M.Jordan</td>	J.Maclain	SS	T.Jefferson	QB	D.Kizer	CB	M.Jordan
QB	J.Flacco	FS	E.Weddie	RB	J.Crowell	S	J.Peppers
RB	A.Collins	RCB	M.Humphrey	FB	D.Vitale	S	D.Kindred

2017 GAME SUMMARIES



BEARS 20

BROWNS 3



Dec. 24, 2017
Soldier Field, Chicago, Ill.

Turnovers proved to be costly as the Browns dropped their Week 16 matchup with the Chicago Bears, 20-3. Bears RB Jordan Howard opened the scoring with a two-yard touchdown run late in the first quarter, but DL Carl Nassib blocked Bears K Mike Nugent's PAT to keep Chicago's lead at 6-0. As time expired in the first half, rookie K Zane Gonzalez made a 48-yard field goal to cut the Bears' lead in half, 6-3. On the opening drive of the second half, Howard scampered in from 18 yards out for his second score of the day, extending Chicago's advantage to 13-3. Later in the third quarter, Bears rookie QB Mitchell Trubisky scored on a 4-yard touchdown run to put Chicago ahead 20-3. The Bears defense would force two second-half turnovers to keep the Browns out of the end zone and seal the 20-3 victory.

Team	1	2	3	4	Final
Cleveland	0	0	0	0	0
Chicago	6	3	14	0	3

SCORING SUMMARY

Team	Q	Time	Play
Bears	1	1:20	Jo.Howard 2 yd. run (kick blocked) (9-57, 5:11)
Browns	2	0:01	Z.Gonzalez 48 yd. Field Goal (4-48, 0:30)
Bears	3	12:23	Jo.Howard 16 yd. run (M.Nugent kick) (4-60, 8:37)
Bears	3	3:27	M.Trubisky 4 yd. run (M.Nugent kick) (12-66, 7:30)

TEAM STATISTICS

	CLE	CHI
FIRST DOWNS:	12	16
TIME OF POSSESSION:	28:46	33:14
TOTAL NET YARDS: (Ru/Pa):	253 (75/178)	258 (97/161)
SACKS/Yards	5/32	1/4
PUNTS/Average:	7-47.7	8-45.1
PENALTIES/Yards:	8-60	4-25
FUMBLES/LOST:	2/1	1/0

INDIVIDUAL STATISTICS

PASSING: CLE: D.Kizer 18-36 (32 (2 INT)); CHI: M.Trubisky 14-23-193.
RUSHING: CLE: I.Crowell 12-44, D.Johnson 4-20, D.Kizer 3-8, M.Dayes 1-3; CHI: Jo.Howard 22-44 (2TDs), M.Trubisky 7-44 (TD), T.Cohen 2-9.
RECEIVING: CLE: D.Johnson 7-81, S.DeValve 3-12, R.Higgins 2-20, J.Gordon 2-19, R.Louis 1-35, D.Njoku 1-3, C.Coleman 1-3, I.Crowell 1-1; CHI: K.Wright 4-27, J.Bellamy 3-49, B.Cunningham 2-62, D.Inman 2-19, T.Cohen 2-12, D.Sims 1-24.
INTERCEPTIONS: CLE: None; CHI: B.Callahán 1-1, K.Fuller 1-0.
SACKS: CLE: M.Garrett 1-8, L.Ogunjobi 1.7, J.Curie 1.7, J.Burgess 1.3, J.Schobert 0.5-3.5, J.Taylor 0.5-3.5; CHI: S.Acho 0.5-2, A.Hicks 0.5-2.
PUNTING: CLE: B.Colaquitt 7-344 (47.7); CHI: P.O'Donnell 8-361 (45.1).
PUNT RETURNS: CLE: J.Peppers 4-27; CHI: L.Cohen 3-27.
KICKOFF RETURNS: CLE: M.Dayes 1-18, N.Orchard 1-8; CHI: B.Cunningham 1-28, R.Robertson-Harris 1-7.
MISSSED FIELD GOALS: CLE: None; CHI: None.

CLEVELAND

WR	J.Gordon	DE	M.Garrett	TE	D.Brown	DE	A.Hicks
LT	D.Njoku	DT	T.Coley	TE	D.Sims	NT	E.Goldman
LE	S.Drango	DT	D.Shelton	RT	M.Messie	DE	J.Bullard
LG	J.Bitton	DE	C.Nassib	RG	C.Whitehair	OLB	C.Jones
C	J.Tretter	WILL	C.Kirksey	C	H.Grasu	ILB	N.Kwiatkowski
RG	K.Zeitler	MIKE	J.Schobert	LT	B.Sowell	ILB	D.Trevathan
RT	S.Coleman	SAM	J.Burgess Jr.	LG	C.Leno Jr.	OLB	S.Acho
TE	R.Telfer	CB	J.McCourtney	QB	M.Trubisky	CB	P.Amukamara
QB	D.Kizer	CB	J.Taylor	RB	Jo.Howard	S	A.Amos
RB	I.Crowell	S	J.Peppers	WR	J.Bellamy	S	E.Jackson
WR	C.Coleman	S	K.Nacua	WR	D.Inman	CB	K.Fuller

CHICAGO

WR	J.Gordon	DE	M.Garrett	TE	D.Brown	DE	A.Hicks
FB	R.Higgins	DT	T.Coley	TE	D.Sims	NT	E.Goldman
LT	S.Drango	DT	D.Shelton	RT	M.Messie	DE	J.Bullard
LG	J.Bitton	DE	C.Nassib	RG	C.Whitehair	OLB	C.Jones
C	J.Tretter	WILL	C.Kirksey	C	H.Grasu	ILB	N.Kwiatkowski
RG	K.Zeitler	MIKE	J.Schobert	LT	B.Sowell	ILB	D.Trevathan
RT	S.Coleman	SAM	J.Burgess Jr.	LG	C.Leno Jr.	OLB	S.Acho
TE	R.Telfer	CB	J.McCourtney	QB	M.Trubisky	CB	P.Amukamara
QB	D.Kizer	CB	J.Taylor	RB	Jo.Howard	S	A.Amos
RB	I.Crowell	S	J.Peppers	WR	J.Bellamy	S	E.Jackson
WR	C.Coleman	S	K.Nacua	WR	D.Inman	CB	K.Fuller

STEELERS 28

BROWNS 24



Dec. 31, 2017
Heinz Field, Pittsburgh, Pa.

The Browns dropped their 2017 season finale to the Pittsburgh Steelers, 28-24. On the game's opening possession, Steelers QB Landry Jones led an eight-play, 72-yard drive that ended in a 29-yard touchdown run by WR Darrius Heyward-Bye for a Steelers 7-0 advantage. In the second quarter, Jones connected with WR JuJu Smith-Schuster for a 23-yard touchdown strike to extend Pittsburgh's lead, 14-0. Rookie QB DeShone Kizer responded by orchestrating a five-play, 75-yard drive capped by a 2-yard touchdown run from RB Duke Johnson Jr. to cut the lead, 14-7. Later in the first half, Steelers RB Steven Ridley found the end zone from two yards out to put the Steelers up, 21-7. However, a 55-yard touchdown strike from Kizer to WR Rashard Higgins would shrink Pittsburgh's halftime lead to 21-14. On the first drive of the second half, Kizer once again connected with Higgins for a 5-yard touchdown, evening the score at 21-21. On the ensuing kickoff, Smith-Schuster broke free for a 95-yard return for a touchdown, putting the Steelers back in front, 28-21. Rookie K Zane Gonzalez would later connect from 51 yards out to bring the Browns within four points, but a late stand by Pittsburgh's defense would seal the 28-24 victory.

Team	1	2	3	4	Final
Cleveland	0	14	10	0	24
Pittsburgh	7	14	7	0	28

SCORING SUMMARY

Team	Q	Time	Play
Steelers	1	10:43	D.Heyward-Bye 29 yd. run (C.Boswell kick) (8-72, 4:17)
Steelers	2	13:26	J.Smith-Schuster 20 yd. pass from L.Jones (C.Boswell kick) (3-28, 1:21)
Browns	2	11:46	D.Johnson Jr. 2 yd. run (Z.Gonzalez kick) (5-74, 1:40)
Steelers	2	7:59	S.Ridley 4 yd. run (C.Boswell kick) (8-75, 3:47)
Browns	2	7:13	R.Higgins 58 yd. pass from D.Kizer (Z.Gonzalez kick) (2-60, 4:46)
Browns	3	10:54	R.Higgins 5 yd. pass from D.Kizer (Z.Gonzalez kick) (7-65, 4:06)
Steelers	3	10:42	J.Smith-Schuster 36 yd. kickoff return (C.Boswell kick) (0-0, 5:12)
Browns	3	2:04	Z.Gonzalez 51 yd. Field Goal (16-55, 8:38)

TEAM STATISTICS

	CLE	PIT
FIRST DOWNS:	17	20
TIME OF POSSESSION:	30:55	29:05
TOTAL NET YARDS: (Ru/Pa):	374 (102/272)	348 (124/224)
SACKS/Yards	3/15	6/42
PUNTS/Average:	5-41.0	4-36.0
PENALTIES/Yards:	9-77	3-15
FUMBLES/LOST:	1/1	4/1

INDIVIDUAL STATISTICS

PASSING: CLE: D.Kizer 16-30-314 (2 INT); PIT: J.LJones 23-27-239 (1 TD, 1 INT).
RUSHING: CLE: D.Kizer 6-61, I.Crowell 15-21, D.Johnson 6-20 (TD); PIT: S.Ridley 17-80 (TD), D.Heyward-Bye 1-29 (TD), F.Toussaint 5-22, R.Nix 2-1, L.Jones 3-6.
RECEIVING: CLE: D.Johnson 6-75, J.Gordon 4-115, R.Higgins 3-88 (2 TDs), D.Njoku 2-38, C.Coleman 1-18; PIT: J.Smith-Schuster 9-143 (TD), M.Bryant 6-65, F.Toussaint 2-9, J.James 2-9, V.McDonald 1-5, R.Nix 1-5, K.Mirabile 1-2, E.Rogers 1-1.
INTERCEPTIONS: CLE: J.Peppers 1-0; PIT: S.Davis 1-0.
SACKS: CLE: C.Brantley 1-6, C.Nassib 1-5, M.Garrett 1-4; PIT: T.Aluau 2-15, S.Davis 1-12, W.Williams 1-7, L.Fort 1-7, T.Watt 1-1.
PUNTING: CLE: B.Colaquitt 5-205 (41.0); PIT: J.Barry 4-144 (36.0).
PUNT RETURNS: CLE: J.Peppers 1-2; PIT: E.Rogers 2-11.
KICKOFF RETURNS: CLE: J.Peppers 3-80, M.Dayes 1-22; PIT: J.Smith-Schuster 2-122 (TD), F.Toussaint 2-35.
MISSSED FIELD GOALS: CLE: None; PIT: None.

CLEVELAND

WR	J.Gordon	DE	M.Garrett	WR	J.Smith-Schuster	DE	T.Aluau
FB	R.Higgins	DT	T.Coley	LG	A.Villanueva	NT	J.Hargrave
LT	S.Drango	DT	D.Shelton	LT	R.Foster	ROE	S.Tuitt
LG	J.Bitton	DE	C.Nassib	C	B.Finney	LLB	B.Dupree
C	J.Tretter	WILL	C.Kirksey	RG	M.Feiler	LLB	S.Spence
RG	K.Zeitler	MIKE	J.Schobert	RT	M.Gilbert	RLB	W.Williams
RT	S.Coleman	SAM	J.Burgess Jr.	TE	J.James	ROLB	T.Watt
TE	D.Njoku	CB	J.McCourtney	RB	S.Ridley	LCB	J.Haden
QB	D.Kizer	CB	J.Taylor	WR	E.Rogers	FS	M.Mitchell
RB	I.Crowell	S	J.Peppers	QB	L.Jones	SS	S.Davis
WR	C.Coleman	S	K.Nacua	WR	M.Bryant	RCB	A.Burns



HISTORY

The Cleveland Browns have one of the richest traditions in professional football, boasting eight league titles, including four NFL championships. In addition, 16 former Browns have been inducted into the Pro Football Hall of Fame in Canton, the sixth-most of any NFL franchise.

The Browns were founded in 1945 as a charter member of the All-America Football Conference (AAFC), under businessman Arthur B. "Mickey" McBride, who would name Paul Brown the team's general manager and head coach. The franchise conducted a team naming contest, and the No. 1 choice was "Browns," highlighting Paul Brown's popularity in the area. In addition to Brown, that first team consisted of future Hall of Famers in center Frank Gatski, quarterback Otto Graham, offensive tackle/kicker Lou Groza, receiver Dante Lavelli, fullback Marion Motley and lineman Bill Willis.

In their first season in the AAFC (1946), the Browns posted a 12-2 record and went on to defeat the New York Yankees in the league's inaugural championship game, 14-9. They were equally successful off the field, averaging more than 57,000 fans to their home games at Municipal Stadium. The Browns would go on to claim the AAFC title in all four years of the league's existence, including a 15-0 record in 1948.

In 1950, the Browns were one of only three AAFC teams to merge with the National Football League, along with the San Francisco 49ers and Baltimore Colts. Despite joining a more established league, Cleveland continued its success as they marched through the 1950 regular season with a 10-2 record before defeating the New York Giants in the playoffs and the Los Angeles Rams in the championship game. In fact, the Browns appeared in the NFL Championship game in each of their first seven years in the league (1950-56), coming away with three titles during that time (1950, 1954-55).

Quarterback Otto Graham guided the Browns to the championship game in all 10 of his professional seasons, helping the team capture seven titles (four AAFC and three NFL). Graham led the AAFC in passing all four years and led the NFL in passing twice (1953 and 1955), while totaling 23,584 passing yards combined in both leagues.

In 1957, the Browns selected Syracuse running back Jim Brown with the sixth overall pick of the NFL Draft. Brown would go on to lead the league in rushing that year with 942 yards in just 12 games as he was named NFL Rookie of the Year. He helped the Browns back to the NFL title game that season, although they dropped

a 59-14 decision to the Detroit Lions. The following year, Brown again led the league in rushing, with 1,527 yards and 27 touchdowns. It marked one of seven times over the next eight years in which he rushed for more than 1,100 yards.

After going consecutive seasons without making the playoffs for the first time in franchise history (1961-62), Blanton Collier took over for Paul Brown as head coach in 1963, and guided the team to a regular season record of 10-4 as they returned to the postseason, led by Jim Brown's career-high 1,863 rushing yards. The following year saw the Browns put together a record of 10-3-1, capped by a 27-0 victory over Baltimore in the NFL Championship game. The 1964 season marked the first of three NFL title game appearances for the Browns over the next five years.

Following the 1965 season, Brown unexpectedly announced his retirement to pursue an acting career. In his final year, Brown rushed for 1,544 yards, the third straight year and eighth time in his nine NFL seasons that he topped the league's rushing chart.

Following Brown's retirement, Cleveland could not be derailed as the team qualified for the postseason in three of the next four years, including two NFL Championship game appearances (1968-69). Running back Leroy Kelly, an eighth-round draft choice of the team in 1964, rushed for more than 1,000 yards in three of those seasons (1966-68).

On Sept. 21, 1970, the Browns became part of history as they had the distinction of hosting the New York Jets in the first-ever Monday Night Football game, emerging with a 31-21 victory.

Collier wrapped up his coaching career following the 1970 season. He registered a 76-34-2 (.688) regular season record and guided the Browns to four NFL Championship games.

The decade of the 1970s started with the Browns making two trips to the playoffs in the first three years. Then came a stretch in which the Browns missed the postseason seven straight seasons (1973-79). In the final year of that span, however, the Browns, under the guidance of second-year Head Coach Sam Rutigliano put together a record of 9-7 and affectionately earned the nickname of the "Kardiac Kids." Of the team's nine victories that year, seven came by seven points or less. Two of those wins occurred in overtime while three others were decided within the final two minutes of regulation.

This excitement continued into the following season of 1980. After starting the year 2-3, the Browns reeled off five straight wins and victories in eight of their next nine. Of those eight triumphs, six came by six points or

less. On the final week of the season, Don Cockroft's 22-yard field goal with less than two minutes to play lifted the Browns to a 27-24 victory over the Bengals at Cincinnati's Riverfront Stadium, as Cleveland captured its first AFC Central crown since 1971 and its first playoff berth since 1972.

In 1985, the franchise underwent a makeover as Marty Schottenheimer was named the team's sixth full-time head coach and the club selected University of Miami quarterback Bernie Kosar – a Youngstown native who grew up in Boardman, Ohio – in the NFL Supplemental Draft. By midseason of his rookie year, Kosar had cracked the starting lineup, leading the Browns to wins in four of his first six starts. Cleveland went on to post an 8-8 record that year, which was good for first place in the AFC Central division. That season, running backs Earnest Byner and Kevin Mack both topped the 1,000-yard rushing mark, a feat that would not be accomplished again by a pair of running backs on the same team in the same season until 2008.

The Browns seemed poised for their first playoff win since 1969 as they held a 21-3 third-quarter lead over the Dolphins at the Orange Bowl before Miami reeled off 21 unanswered points to come away with a 24-21 victory. With Kosar at the helm, the Browns would win three AFC Central division titles over the next four years (1986-87, 1989) and qualify for the playoffs on each occasion. Three of those four appearances resulted in a spot in the AFC Championship game, only to be stopped short of their ultimate destination by the Denver Broncos each time.

In Aug. of 1991, the Browns moved into a new administrative complex in Berea and began holding training camp there in July of the following year.

On Nov. 6, 1995, it was announced that the Browns had signed a deal to relocate to Baltimore for the following season. In Feb. 1996, the NFL announced that the Browns would be “deactivated” for three years and that a new stadium would be built for a new Browns team – either as an expansion team or one that would move from another city – that would begin play in 1999. Cleveland NFL Football (Cleveland Browns Trust) was formed by the NFL with Bill Futterer as President and NFL Commissioner Paul Tagliabue as Trustee. The Trust represented the NFL in the stadium design and construction, managed the sale of suites and club seats, and sold Permanent Seat Licenses and season tickets. In March 1998, at the owners meeting in Orlando, Tagliabue announced that the Browns would be an expansion team rather than a relocated team. On Sept. 8, 1998, the NFL awarded the new Cleveland

Browns franchise to a group led by Alfred Lerner and the NFL formally transferred ownership on Oct. 23, 1998.

The new Cleveland Browns franchise played their first game on Aug. 9, 1999 when they edged the Dallas Cowboys, 20-17 in overtime, in the annual Hall of Fame Game at Fawcett Stadium in Canton to open the pre-season. They played their first regular season game on Sept. 12 against their long-time rival Pittsburgh Steelers at FirstEnergy Stadium. Their initial regular season victory occurred in dramatic fashion as a 56-yard Hail Mary from quarterback Tim Couch to wide receiver Kevin Johnson as time expired lifted the Browns to a 21-16 decision over the Saints at the Superdome, in what would be the first of two wins in that first season back for Cleveland.

On Oct. 23, 2002, owner Alfred Lerner passed away and his son, Randy, took over control of the team. Later that year, the Browns won their final two regular season games to finish with a record of 9-7, earning them their first playoff berth since returning to the league just four years earlier.

With the third overall pick in the 2007 NFL Draft, the Browns selected left tackle Joe Thomas. He played every offensive snap for the Browns from his rookie season through Week 7 in 2017, when his streak ended at 10,363, the longest streak in NFL history. He also became the fifth player and the only lineman in NFL history to be selected to the Pro Bowl each of his first 10 seasons.

The team unveiled a Ring of Honor at FirstEnergy Stadium at halftime of the home opener against the Kansas City Chiefs on Sept. 19, 2010. The inaugural class consisted of the franchise's 16 Hall of Famers, as the name of each man was permanently displayed on the stadium's upper deck facade. In 2012, the years of the team's eight league championships were added to the southeast end of facade.

On Aug. 2, 2012, Dee and Jimmy Haslam agreed to purchase controlling interest of the Cleveland Browns from Randy Lerner. The NFL approved the Haslams as the owners on Oct. 16.


The Browns and FirstEnergy Corp. announced that the team's venue will be called FirstEnergy Stadium, Home of the Cleveland Browns on Jan. 15, 2013.

Hue Jackson was named the 16th full-time head coach in Browns history on Jan. 13, 2016.

On Oct. 29, 2017, the Browns played their first regular season game outside of the United States when they faced the Minnesota Vikings at Twickenham Stadium in London, England.

John Dorsey was named General Manager on Dec. 7, 2017.

RETIRED UNIFORM NUMBERS



#14 OTTO GRAHAM

From 1946-1955, Otto Graham guided the Browns to 10 league crowns and NFL Championships in 1950, 1954 and 1955. He led the NFL in passing for two seasons and recorded 23,584 career passing yards. In 1953, Graham finished the season with a 64.73 completion percentage, the highest in club history. He was an All-League selection from 1951-55. Graham was inducted in the Pro Football Hall of Fame in 1965.



#32 JIM BROWN

Brown was the NFL's leading rusher in eight seasons and holds the Browns franchise record for career rushing yards, attempts and touchdowns. An All-America selection from Syracuse in 1956, Brown was named NFL Rookie of the Year in 1957. He participated in nine consecutive Pro Bowls from 1958-66 and was voted NFL most valuable player in 1957, 1958 and 1965. Brown was inducted into the Pro Football Hall of Fame in 1971.



#45 ERNIE DAVIS

After being selected first in the 1961 NFL draft, the Browns acquired Ernie Davis in a trade with the Washington Redskins. Tragically, Davis passed away two years later from leukemia and never played a professional game. A star running back from Syracuse, Davis was the first African-American to win the Heisman Trophy in 1961 and guided the Orangemen to their only national championship the same year.



#46 DON FLEMING


Don Fleming was selected by the Chicago Cardinals in the 28th round of the 1959 NFL draft. He was traded to the Browns in 1960 and was a mainstay at the safety position. From 1960-63, Fleming intercepted 10 passes and was named to The Sporting News All-AFC team in 1962. During the 1963 offseason, Fleming and a co-worker were sadly electrocuted working a construction job. His passing came a few weeks after Ernie Davis' death.



#76 LOU GROZA

Lou Groza is Cleveland's all-time top scorer with 1,349 points on 234 FGs, 641 PATs and one TD. He scored at least one point in 107 consecutive games and his last-second field goal sealed the 1950 NFL Championship for the Browns. Originally an offensive left tackle, Groza suffered a back injury which converted him into a kicking specialist from 1961-67. He was an All-NFL tackle on six occasions and was the NFL Player of the Year in 1954. Groza was inducted in the Pro Football Hall of Fame in 1974.

CLEVELAND BROWNS RING OF HONOR



To pay homage to their great history - one of the richest in the NFL - the Browns unveiled the Cleveland Browns Ring of Honor during a special ceremony at halftime of the 2010 regular season home opener, against Kansas City on Sept. 19. The initial group of inductees consisted of the 16 former Browns enshrined in the Pro Football Hall of Fame. The names of these 16 greats are prominently displayed on the facade of the upper deck of the stadium. In 2012, the years of the team's eight league championships were added to the facade at the southeast end of FirstEnergy Stadium. In 2018, Joe Thomas' streak of 10,363 will be enshrined. Thomas played 10,363 consecutive offensive snaps over 167 games from his rookie season in 2007 until 2017.

CLEVELAND BROWNS LEGENDS



The Cleveland Browns organization honors the team's all-time greats through the Cleveland Browns Legends Program. This program honors the men who have contributed to the success of the Browns organization. The Legends Program started in 2001 with the automatic induction of the Browns' then Hall of Famers into the Cleveland Browns Legends. The following is a current list of Browns Legends:

CLASS OF 2001

Ray Renfro, Gene Hickerson, Greg Pruitt, Bernie Kosar, Michael Dean Perry

CLASS OF 2002

Mac Speedie, Brian Sipe, Clay Matthews

CLASS OF 2003

Bob Gain, Dick Schafrath, Hanford Dixon

CLASS OF 2004

Tommy James, Dub Jones, Gary Collins, Mike Pruitt

CLASS OF 2005

Jim Ray Smith, Frank Ryan, Jerry Sherk, Frank Minnifield

CLASS OF 2006

Walt Michaels, Jim Houston, Doug Dieken, Earnest Byner

CLASS OF 2007

Horace Gillom, Bill Glass, Don Cockroft, Kevin Mack

CLASS OF 2008

Warren Lahr, Paul Wiggin, Walter Johnson, Eric Metcalf

CLASS OF 2010

Cody Risien and John Wooten

CLASS OF 2011

Vince Costello and Tom DeLeone

CLASS OF 2012

Ernie Green and Clarence Scott

CLASS OF 2013

Galen Fiss and Abe Gibron

CLASS OF 2014

Robert Jackson and Milt Morin

CLASS OF 2015

Don Colo and Bob Golic

CLASS OF 2016

Dick Ambrose and Thom Darden

CLASS OF 2017

Tony Adamle and Bernie Parrish

JIM BROWN



NUMBER: 32 • **POSITION:** Running Back
HEIGHT: 6-2 • **WEIGHT:** 232
COLLEGE: Syracuse • **BIRTHDATE:** February 17, 1936
YEARS WITH BROWNS: 9 • **YEARS IN NFL:** 9

Pro Bowl Selections: 9 (1957, 1958, 1959, 1960, 1961, 1962, 1963, 1964, 1965)

Career Highlights: Rushed for 12,312 yards on 2,359 career carries in 118 games... Totaled 126 career touchdowns with 106 rushing and 20 receiving... Led the NFL in rushing in eight of his nine seasons... Led the league in touchdowns five seasons... Recorded 58 career 100-yard rushing performances... Earned NFL Most Valuable Player award in 1957, 1958 and 1964... Named NFL Rookie of the Year in 1957... Selected to nine consecutive Pro Bowls... Holds the Browns' record for the most combined net yards, most career yards rushing, most points in one season, career touchdowns, most consecutive games scoring a touchdown and most 1,000-yard seasons... Named to the NFL All-Decade team for the 1960s... Uniform number 32 retired by the Browns... Inducted into the Cleveland Browns Ring of Honor... Enshrined in the Hall of Fame in 1971.

PAUL BROWN



POSITION: Head Coach • **COLLEGE:** Miami (Ohio)
LIFE: September 7, 1908 - August 5, 1991
YEARS IN NFL: 21
YEARS WITH BROWNS: 17 • **YEARS IN AAFC:** 4

Career Highlights: Browns' first ever head coach and general manager... Led the Browns to four consecutive AAFC championships from 1946-49 and to NFL titles in 1950, 1954 and 1955... Posted a 111-44-5 NFL record with the Browns in the regular season and a 4-5 mark in the playoffs... Recorded a 47-4-3 career AAFC record in the regular season and a 5-0 mark in the playoffs... Registered a career combined record of 167-53-8 (.750) with the Browns and only one losing season in 17 years... An innovator who became the first NFL coach to use intelligence tests as a hint to a player's learning potential, use notebooks and classroom techniques extensively, set up complete film clip statistical studies and grade his own players based on film study... Also coached the Cincinnati Bengals from 1968-75... Inducted into the Cleveland Browns Ring of Honor... Enshrined in the Hall of Fame in 1967.

JOE DeLAMIELLEURE



NUMBER: 64 • **POSITION:** Offensive Guard
HEIGHT: 6-3 • **WEIGHT:** 250
COLLEGE: Michigan State • **BIRTHDATE:** March 16, 1951
YEARS WITH BROWNS: 5 • **YEARS IN NFL:** 13

Pro Bowl Selections: 6 (1975, 1976, 1977, 1978, 1979, 1980)

Career Highlights: Helped pave the way for three Browns 1,000-yard rushing performers... Protected quarterback Brian Sipe who threw for an NFL-leading 4,132 yards in 1980... Selected to the 1981 Pro Bowl with the Browns... Did not miss a game during his NFL career, appearing in 185 consecutive, including 73 contests with the Browns... Was named the AFC Lineman of the year in 1975... Also played for the Buffalo Bills from 1973-79 and 1985... Named to the NFL All-Decade team for the 1970s... Inducted into the Cleveland Browns Ring of Honor... Enshrined in the Hall of Fame in 2003.

LEN FORD



NUMBER: 53/80 • **POSITION:** Defensive End
HEIGHT: 6-4 • **WEIGHT:** 245 • **COLLEGE:** Michigan
LIFE: February 18, 1926 - March 13, 1972
YEARS WITH BROWNS: 8 • **YEARS IN NFL:** 9
YEARS IN AAFC: 2

Pro Bowl Selections: 4 (1952, 1953, 1954, 1955)

Career Highlights: Selected to four consecutive Pro Bowls from 1952-55... Helped the Browns to NFL titles in 1950, 1954 and 1955... Gained All-NFL honors five times from 1951-1955... His stellar play at the defensive end position helped the Browns lead the league in fewest points allowed six times, including five seasons in a row from 1953-57... Also played for the Los Angeles Dons of the AAFC from 1948-49 and the Green Bay Packers in 1958... Named to the NFL All-Decade team for the 1970s... Inducted into the Cleveland Browns Ring of Honor... Enshrined in the Hall of Fame in 1976.

FRANK GATSKI



NUMBER: 22/52 • **POSITION:** Center
HEIGHT: 6-3 • **WEIGHT:** 233 • **COLLEGE:** Marshall
LIFE: March 18, 1922 - November 22, 2005
YEARS WITH BROWNS: 11 • **YEARS IN NFL:** 12
YEARS IN AAFC: 4

Pro Bowl Selections: 1 (1956)

Career Highlights: Helped pave the way to four consecutive AAFC championships from 1946-49 and NFL titles in 1950, 1954 and 1955... Helped the Browns appear in 10 consecutive championship games from 1946-55... Selected to the 1957 Pro Bowl... Played in 11 championship games during his 12 seasons, helping his team win eight times... Named to the All-NFL team four times... Also played for the Detroit Lions in 1957... Inducted into the Cleveland Browns Ring of Honor... Enshrined in the Hall of Fame in 1985.

OTTO GRAHAM



NUMBER: 14/60 • **POSITION:** Quarterback
HEIGHT: 6-1 • **WEIGHT:** 196 • **COLLEGE:** Northwestern
LIFE: December 6, 1921 - December 17, 2003
YEARS WITH BROWNS: 10 • **YEARS IN NFL:** 6
YEARS IN AAFC: 4

Pro Bowl Selections: 5 (1951, 1952, 1953, 1954, 1955)

Career Highlights: Led the Browns to the championship game in each of his 10 seasons, winning four AAFC titles and three NFL championships... Led the AAFC in passing yards all four years and led the NFL in passing yards in 1953 and 1955... Totaled a combined 23,584 career passing yards and 174 touchdowns in the AAFC and NFL... Also rushed for 46 career touchdowns scoring 276 points... Owns the highest single-season completion percentage in team history at 64.73 from the 1953 season... Registered a 57-13-1 (.810) record as a starter in the NFL... Uniform number 14 retired by the Browns... Named to the NFL All-Decade team for the 1950s... Inducted into the Cleveland Browns Ring of Honor... Enshrined in the Hall of Fame in 1965.

LOU GROZA



NUMBER: 46/76 • **POSITION:** Offensive Tackle/Kicker
HEIGHT: 6-3 • **WEIGHT:** 240 • **COLLEGE:** Ohio State
LIFE: January 25, 1924 - November 29, 2000
YEARS WITH BROWNS: 21 • **YEARS IN NFL:** 17
YEARS IN AAFC: 4

Pro Bowl Selections: 9 (1951, 1952, 1953, 1954, 1955, 1956, 1958, 1959, 1960)

Career Highlights: Browns career record holder with 641 extra points made and 1,349 career points... Second in team annals with 234 made field goals... An All-NFL selection as a tackle six times and named NFL player of the year in 1954... Set a team record by scoring a point in 107 consecutive games... Selected to nine Pro Bowls (1951-56, 58-60)... Helped the Browns to four consecutive AAFC championships, from 1946-49, and to NFL titles, in 1950, 1954 and 1955... Nicknamed "The Toe"... Uniform number 76 retired by Browns... Named to the NFL All-Decade team for the 1950s... Inducted into the Cleveland Browns Ring of Honor... Enshrined in the Hall of Fame in 1974.

GENE HICKERSON



NUMBER: 66 • **POSITION:** Offensive Guard
HEIGHT: 6-3 • **WEIGHT:** 248 • **COLLEGE:** Mississippi
LIFE: February 15, 1935 - October 20, 2008
YEARS WITH BROWNS: 15 • **YEARS IN NFL:** 15

Pro Bowl Selections: 6 (1966, 1967, 1968, 1969, 1970, 1971)

Career Highlights: Served as a lead blocker for three Hall of Fame running backs in Jim Brown, Bobby Mitchell and Leroy Kelly... Voted an All-League selection and to six straight Pro Bowls (1966-71)... Was named the NFL's most outstanding blocker in 1969... Browns posted a 1,000-yard rusher in nine of his first 10 seasons and featured the league's leading rusher seven times... In his 15 seasons, Cleveland never suffered a losing record... Named to the NFL All-Decade team for the 1960s... Inducted into the Cleveland Browns Ring of Honor... Enshrined in the Hall of Fame in 2007.

LEROY KELLY



NUMBER: 44 • **POSITION:** Running Back
HEIGHT: 6-0 • **WEIGHT:** 202
COLLEGE: Morgan State • **BIRTHDATE:** May 20, 1942
YEARS WITH BROWNS: 10 • **YEARS IN NFL:** 10

Pro Bowl Selections: 6 (1967, 1968, 1969, 1970, 1971, 1972)

Career Highlights: Gained 7,274 rushing yards, 12,329 combined yards and 90 touchdowns... Won NFL rushing titles in 1967 and 1968... Also led the NFL in punt return yards in 1965... Recorded three consecutive 1,000-yard seasons (1966-68)... Named All-NFL five times (1966-1969 and 1971)... Selected to six consecutive Pro Bowls (1967-72)... Posted 27 career 100-yard performances... Named to the NFL All-Decade team for the 1960s... Inducted into the Cleveland Browns Ring of Honor... Enshrined in the Hall of Fame in 1994.

DANTE LAVELLI



NUMBER: 55/86 • **POSITION:** Offensive End
HEIGHT: 6-0 • **WEIGHT:** 191 • **COLLEGE:** Ohio State
LIFE: February 23, 1923 - January 20, 2009
YEARS WITH BROWNS: 11 • **YEARS IN NFL:** 7
YEARS IN AAFC: 4

Pro Bowl Selections: 3 (1952, 1954, 1955)

Career Highlights: Helped the Browns to four consecutive AAFC championships, from 1946-49, and to NFL titles in 1950, 1954 and 1955... Recorded 142 receptions for 2,580 yards with 29 touchdowns in the AAFC and 244 receptions for 3,908 yards with 33 touchdowns for a combined total of 386 receptions for 6,488 yards with 62 touchdowns during his 11-year professional career... Named All-AAFC in 1946 & 1947 and named All-NFL in 1951 & 1953... Selected to the Pro Bowl in 1952, 1954 and 1955... Nicknamed "Gluefingers"... Inducted into the Cleveland Browns Ring of Honor... Enshrined in the Hall of Fame in 1975.

MIKE McCORMACK



NUMBER: 74 • **POSITION:** Offensive Tackle
HEIGHT: 6-4 • **WEIGHT:** 246 • **COLLEGE:** Kansas
LIFE: June 21, 1930 - November 15, 2013
YEARS WITH BROWNS: 9 • **YEARS IN NFL:** 10

Pro Bowl Selections: 5 (1957, 1958, 1961, 1962, 1963)

Career Highlights: Helped the Browns to three NFL championship games, winning titles in 1954 and 1955... Helped pave the way for the Browns to lead the league in rushing yards in 1958 and 1959... Was widely considered to be equally adept as a run blocker and pass protector... Selected to five Pro Bowls (1957-58, 1961-63), all with the Browns... Was originally traded to the Browns while serving a two year stint in the U.S. Army from 1952-1953... Also played for the New York Yanks in 1951... Inducted into the Cleveland Browns Ring of Honor... Enshrined in the Hall of Fame in 1984.

BOBBY MITCHELL



NUMBER: 49 • **POSITION:** Wide Receiver/Halfback
HEIGHT: 6-0 • **WEIGHT:** 192
COLLEGE: Illinois • **BIRTHDATE:** June 6, 1935
YEARS WITH BROWNS: 4 • **YEARS IN NFL:** 11

Pro Bowl Selections: 1 (1961)

Career Highlights: Registered 2,297 rushing yards on 423 attempts with 38 rushing scores while playing in the same backfield as fellow Hall of Famer Jim Brown... Also amassed 1,462 receiving yards on 128 receptions, 607 yards on 54 punts returns and 1,150 yards on 62 kickoff returns while with the Browns... Selected to the 1961 Pro Bowl with the Browns... Led the NFL with 72 receptions in 1962... Also played for the Washington Redskins from 1962-68... Totaled 14,078 combined net yards, 91 touchdowns and caught 521 passes for his career... Inducted into the Cleveland Browns Ring of Honor... Enshrined in the Hall of Fame in 1983.

MARION MOTLEY




NUMBER: 76/36 • **POSITION:** Fullback • **HEIGHT:** 6-1
WEIGHT: 232 • **COLLEGE:** South Carolina State, Nevada
LIFE: June 5, 1920 - June 27, 1999
YEARS WITH BROWNS: 8 • **YEARS IN NFL:** 5
YEARS IN AAFC: 4

Pro Bowl Selections: 1 (1951)

Career Highlights: Helped the Browns to four consecutive AAFC championships from 1946-49 and to an NFL title in 1950... Career AAFC stats include 489 attempts for an AAFC all-time leading 3,024 yards with 31 touchdowns... Career NFL stats with the Browns include 337 attempts for 1,688 yards and eight touchdowns... Holds a Browns' single-game record with an 18.4-yard per carry average coming off 221 yards on 12 carries against the Pittsburgh Steelers on October 29, 1950... Led the NFL in rushing in 1950... Was selected All-NFL in 1950... Selected to the 1951 Pro Bowl... Also played for the Pittsburgh Steelers in 1955... Inducted into the Cleveland Browns Ring of Honor... Enshrined in the Hall of Fame in 1968.

OZZIE NEWSOME



NUMBER: 82 • **POSITION:** Tight End
HEIGHT: 6-2 • **WEIGHT:** 232
COLLEGE: Alabama • **BIRTHDATE:** March 16, 1956
YEARS WITH BROWNS: 13 • **YEARS IN NFL:** 13

Pro Bowl Selections: 3 (1982, 1985, 1986)

Career Highlights: First-round draft pick by the Browns in 1978... Recorded 662 career receptions for 7,980 yards and 47 touchdowns... Led the Browns in receptions and receiving yards from 1981-85... Caught a pass in 150 consecutive games... Did not miss a game, playing in 198 consecutive contests... Named All-Pro in 1979 and 1984... Selected to the Pro Bowl in 1982, 1985 and 1986... Was the NFL's all-time leader in receptions by a tight end and fourth among all receivers when he retired in 1990... Nicknamed "The Wizard of Oz"... Inducted into the Cleveland Browns Ring of Honor... Enshrined in the Hall of Fame in 1999.

PAUL WARFIELD



NUMBER: 42 • **POSITION:** Wide Receiver
HEIGHT: 6-0 • **WEIGHT:** 188
COLLEGE: Ohio State • **BIRTHDATE:** November 28, 1942
YEARS WITH BROWNS: 8 • **YEARS IN NFL:** 13

Pro Bowl Selections: 8 (1964, 1968, 1969, 1970, 1971, 1972, 1973, 1974)

Career Highlights: Recorded 271 receptions for 5,210 yards and 52 touchdowns as a Brown... As a rookie, led the team in receiving yards and helped the club capture the 1964 NFL championship... Was named All-Pro six times (1964, 1968, 1969, 1971, 1972 and 1973)... Named to three Pro Bowls with Cleveland (1965, 1969 and 1970)... Also played for the Miami Dolphins from 1971-74, including the undefeated 1972 team... Caught 427 passes for 8,565 yards and 85 touchdowns in his career... Inducted into the Cleveland Browns Ring of Honor... Enshrined in the Hall of Fame in 1983.

BILL WILLIS



NUMBER: 30/45/60 • **POSITION:** Middle Guard
HEIGHT: 6-2 • **WEIGHT:** 213 • **COLLEGE:** Ohio State
LIFE: October 5, 1921 - November 27, 2007
YEARS WITH BROWNS: 8 • **YEARS IN NFL:** 4
YEARS IN AAFC: 4

Pro Bowl Selections: 3 (1950, 1951, 1952)

Career Highlights: All-American tackle at Ohio State before joining the Browns in 1946... Helped the Browns to four consecutive AAFC championships from 1946-49 and to an NFL title in 1950... Played both ways for the Browns but excelled as the middle guard (over the center) on defense... All-Pro selection all eight seasons he played (1946-1953)... Selected to three consecutive Pro Bowls from 1950-52... Broke pro football's color barrier a full year in advance of Jackie Robinson doing the same in Major League Baseball... Inducted into the Cleveland Browns Ring of Honor... Enshrined in the Hall of Fame in 1977.

NFL YEARLY AWARD WINNERS

NFL Most Valuable Player Award

Player	Year	Pos.	Highlights
Jim Brown	1957*	RB	Led the league with 942 rushing yards and added nine touchdowns as a rookie.
Jim Brown	1958*	RB	Rushed for an NFL-record 1,527 yards and added 17 touchdowns, while leading the Browns to a 9-3 record.
Jim Brown	1965	RB	Led the NFL with 1,544 rushing yards and added 21 total touchdowns.
Brian Sipe	1980	QB	Registered an NFL-best 91.4 passer rating and set Browns records with 30 touchdown passes and 4,132 yards.

*The award was called the NFL Most Outstanding Player Award from 1957-60

Associated Press Offensive Rookie of the Year (established in 1957)

Player	Year	Pos.	Highlights
Jim Brown	1957	RB	Led the league with 942 rushing yards and added nine touchdowns.

Associated Press Defensive Rookie of the Year (established in 1967)

Player	Year	Pos.	Highlights
Chip Banks	1982	LB	Led the Browns with 5.5 sacks, while adding one interception.

Associated Press Coach of the Year (established in 1967)

Player	Year	Highlights
Forrest Gregg	1976	Led the Browns to a 9-5 record following a 3-11 season the previous year.

ALL-TIME NFL RECORDS

Individual Records:

Most Touchdowns in a Single-Game

Player	Pos.	Total	Opp.	Date
Dub Jones	WR	6 (4 rush, 2 rec.)*	vs. Chicago	11/25/1951

* Tied with two other players

Most Seasons Leading the NFL in Field Goals

Player	Pos.	Total	Year(s)
Lou Groza	K	5	1950, 1952-54, 1957

Most Consecutive Seasons Leading the NFL in Field Goals

Player	Pos.	Total	Year(s)
Lou Groza	K	3	1952-54

Most Seasons Leading the NFL in Rushing Yards

Player	Pos.	Total	Year(s)
Jim Brown	RB	8	1957-61, 1963-65

Most Seasons Leading the NFL in Touchdowns

Player	Pos.	Total	Year(s)
Jim Brown	RB	5	1957-59, 1963, 1965

Team Records:

Most Consecutive Games Scoring a Touchdown

Team	Total	Year(s)
Cleveland Browns	166	1957-69

CHAMPIONSHIP PEDIGREE

The Browns began to make history early in their existence as they appeared in a league championship game in each of their first 10 years. This included their first four seasons in the All-America Football Conference (1946-49) and their first six in the NFL (1950-55). This streak of 10 straight appearances is tied for the most among the major professional sports leagues (NFL, NBA, MLB, NHL).

Team	League	Seasons	Years
Cleveland Browns	AAFC/NFL	10	1946-55
Boston Celtics	NBA	10	1956-65
Montreal Canadiens	NHL	10	1950-59

NFL WEEKLY AND MONTHLY AWARD WINNERS

1984

TE Ozzie Newsome – AFC Offensive Player of the Week (Week 7)
LB Clay Matthews – AFC Defensive Player of the Week (Week 12)

1985

RB Kevin Mack – AFC Offensive Player of the Week (Week 5)
QB Bernie Kosar – AFC Offensive Player of the Week (Week 15)

1986

CB Stanford Dixon – AFC Defensive Player of the Week (Week 2)
QB Bernie Kosar – AFC Offensive Player of the Week (Week 10)
QB Bernie Kosar – AFC Offensive Player of the Week (Week 12)

1987

DB Felix Wright – AFC Defensive Player of the Week (Week 7)
RB Earnest Byner – AFC Offensive Player of the Week (Week 9)
CB Frank Minnifield – AFC Defensive Player of the Week (Week 11)
QB Bernie Kosar – AFC Offensive Player of the Week (Week 14)

1988

LB Mike Johnson – AFC Defensive Player of the Week (Week 8)
S Felix Wright – AFC Defensive Player of the Month (December)

1989

LB David Grayson – AFC Defensive Player of the Week (Week 1)
LB Mike Johnson – AFC Defensive Player of the Month (September)
WR Webster Slaughter – AFC Offensive Player of the Week (Week 8)
WR Webster Slaughter – AFC Offensive Player of the Month (October)

1991

LB Clay Matthews – AFC Defensive Player of the Week (Week 9)

1992

RB Eric Metcalf – AFC Offensive Player of the Week (Week 3)
LB Mike Johnson – AFC Defensive Player of the Month (October)
QB Bernie Kosar – AFC Offensive Player of the Week (Week 14)

1993

PR Eric Metcalf – AFC Special Teams Player of the Week (Week 8)
PR Eric Metcalf AFC Special Teams Player of the Month (October)
QB Vinny Testaverde – AFC Offensive Player of the Week (Week 17)

1994

PR Eric Metcalf – AFC Special Teams Player of the Week (Week 1)
P Tom Tupa – AFC Special Teams Player of the Week (Week 5)
P Tom Tupa – AFC Special Teams Player of the Week (Week 7)
LB Pepper Johnson – AFC Defensive Player of the Week (Week 8)
PR Eric Metcalf – AFC Special Teams Player of the Week (Week 8)
ST Bennie Thompson – AFC Special Teams Player of the Month (November)
S Eric Turner – AFC Defensive Player of the Week (Week 15)
S Eric Turner – AFC Defensive Player of the Week (Week 17)
S Eric Turner – AFC Defensive Player of the Month (December)

1995

QB Vinny Testaverde – AFC Offensive Player of the Month (September)
K Matt Stover – AFC Special Teams Player of the Week (Week 8)
WR Andre Rison – AFC Offensive Player of the Week (Week 17)

1999

QB Tim Couch – NFL Rookie of the Month (October)

2000

DE Keith McKenzie – AFC Defensive Player of the Week (Week 2)
DE Courtney Brown – AFC Defensive Player of the Week (Week 3)

2001

K Phil Dawson – AFC Special Teams Player of the Week (Week 3)
DB Anthony Henry – AFC Defensive Player of the Week (Week 10)

2002

QB Tim Couch – AFC Offensive Player of the Week (Week 3)
WR Andre Davis – AFC Special Teams Player of the Week (Week 7)
WR Andre Davis – Pepsi NFL Rookie of the Week (Week 8)
RB William Green – Pepsi NFL Rookie of the Week (Week 12)
RB William Green – Pepsi NFL Rookie of the Week (Week 14)
RB William Green – Pepsi NFL Rookie of the Week (Week 17)
LB Earl Holmes – AFC Defensive Player of the Week (Week 17)

2003

DE Courtney Brown – AFC Defensive Player of the Week (Week 5)

2004

DE Kenard Lang – AFC Defensive Player of the Week (Week 1)

2005

QB Trent Dilfer – AFC Offensive Player of the Week (Week 2)
P Kyle Richardson – AFC Special Teams Player of the Week (Week 9)
LB Andre Davis – AFC Defensive Player of the Week (Week 11)
RB Reuben Droughns – FedEx Ground NFL Player of the Week (Week 12)
QB Charlie Frye – Diet Pepsi NFL Rookie of the Week (Week 13)
K Phil Dawson – AFC Special Teams Player of the Week (Week 15)
QB Charlie Frye – Diet Pepsi NFL Rookie of the Week (Week 15)
QB Charlie Frye – Diet Pepsi NFL Rookie of the Week (Week 17)

2006

KR Joshua Cribbs – AFC Special Teams Player of the Week (Week 4)
S Sean Jones – AFC Defensive Player of the Week (Week 8)

2007

QB Derek Anderson – AFC Offensive Player of the Week (Week 2)
RB Jamal Lewis – FedEx Ground Player of the Week (Week 2)
QB Derek Anderson – FedEx Air Player of the Week (Week 2)
KR Joshua Cribbs – AFC Special Teams Player of the Month (September)
Head Coach Romeo Crennel – Motorola NFL Coach of the Week (Week 4)
Head Coach Romeo Crennel – Motorola NFL Coach of the Week (Week 9)
KR Joshua Cribbs – AFC Special Teams Player of the Month (November)
LT Joe Thomas – NFL Offensive Rookie of the Month (November)

2008

DB Eric Wright – AFC Defensive Player of the Week (Week 6)
Head Coach Romeo Crennel – Motorola NFL Coach of the Week (Week 6)
DL Shaun Rogers – GMC Sierra Defensive Player of the Week (Week 8)

2009

P Dave Zastudil – AFC Special Teams Player of the Week (Week 5)
WR Joshua Cribbs – AFC Special Teams Player of the Week (Week 10)
WR Joshua Cribbs – AFC Special Teams Player of the Week (Week 15)
RB Jerome Harrison – FedEx Ground Player of the Week (Week 15)
WR Joshua Cribbs – AFC Special Teams Player of the Month (December/January)

2010

LB David Bowens – AFC Defensive Player of the Week (Week 7)
RB Peyton Hillis – AFC Offensive Player of the Week (Week 9)
RB Peyton Hillis – FedEx Ground Player of the Week (Week 9)
RB Peyton Hillis – FedEx Ground Player of the Week (Week 12)
P Reggie Hodges – AFC Special Teams Player of the Week (Week 13)
DB Joe Haden – NFL Defensive Rookie of the Month (November)

2011

LB D'Qwell Jackson – AFC Defensive Player of the Month (September)
WR Joshua Cribbs – AFC Special Teams Player of the Week (Week 2)

2012

RB Trent Richardson – Pepsi Max NFL Rookie of the Week (Week 2)
LB D'Qwell Jackson – AFC Defensive Player of the Week (Week 12)
WR Travis Benjamin – AFC Special Teams Player of the Week (Week 14)

2013

P Spencer Lanning – AFC Special Teams Player of the Week (Week 3)
WR Travis Benjamin – AFC Special Teams Player of the Week (Week 5)
QB Jason Campbell – AFC Offensive Player of the Week (Week 9)

2014

LB Tank Carder – AFC Special Teams Player of the Week (Week 5)

2015

WR Travis Benjamin – AFC Special Teams Player of the Week (Week 2)
QB Josh McCown – AFC Offensive Player of the Week (Week 5)

2016

WR Corey Coleman – Pepsi NFL Rookie of the Week (Week 2)
DL Jarrie Meder – AFC Special Teams Player of the Week (Week 16)
RB Isaiah Crowell – FedEx Ground NFL Player of the Week (Week 17)

ALL-LEAGUE SELECTIONS

1950 — Marion Motley (UP, AP), Mac Speedie (UP), Bill Willis (UP). 1951 — Tony Adamle (UP), Frank Gatski (UP, AP), Otto Graham (UP, AP), Lou Groza (UP), Dub Jones (UP, AP), Dante Lavelli (UP). 1952 — Len Ford (UP, AP), Frank Gatski (AP), Otto Graham (UP), Lou Groza (UP, AP), Mac Speedie (UP), Bill Willis (UP, AP). 1953 — Len Ford (UP, AP), Frank Gatski (UP, AP), Ken Gorgal (UP), Otto Graham (UP, AP), Lou Groza (UP, AP), Dante Lavelli (UP), Tommy Thompson (UP), Bill Willis (AP). 1954 — Len Ford (UP, AP, NEA), Abe Gibron (NEA), Otto Graham (UP, AP), Lou Groza (UP, AP, NEA), John Kissell (NEA). 1955 — Don Colo (UP, NEA), Len Ford (UP, NEA), Frank Gatski (UP, AP, NEA), Abe Gibron (UP, NEA), Otto Graham (UP, AP), Lou Groza (UP, AP, NEA), Don Paul (UP). 1956 — None. 1957 — Jim Brown (UP, AP, NEA), Don Colo (NEA), Lou Groza (UP) Mike McCormack (NEA). 1958 — Jim Brown (UPI, AP, NEA), Bob Gain (NEA). 1959 — Jim Brown (UPI, AP, NEA), Jim Ray Smith (UPI, AP, NEA).

1960 — Jim Brown (UPI, AP, NEA), Jim Ray Smith (UPI, AP, NEA). 1961 — Jim Brown (UPI, AP, NEA), Jim Ray Smith (UPI, AP, NEA). 1962 — Jim Ray Smith (NEA). 1963 — Jim Brown (UPI, AP, NEA), Dick Schafraht (AP). 1964 — Jim Brown (UPI, AP, NEA), Jim Houston (NEA), Dick Schafraht (AP, UPI), Paul Warfield (NEA). 1965 — Jim Brown (UPI, AP, NEA), Gary Collins (UPI), Jim Houston (UPI), Dick Schafraht (UPI, AP). 1966 — Gene Hickerson (NEA), Leroy Kelly (UPI, AP, NEA). 1967 — Gene Hickerson (AP, NEA, UPI), Leroy Kelly (AP, NEA, UPI). 1968 — Gene Hickerson (AP, NEA, UPI), Leroy Kelly (AP, NEA, UPI), Paul Warfield (NEA, UPI). 1969 — Gary Collins (AP, UPI), Gene Hickerson (AP, UPI), Leroy Kelly (NEA), Paul Warfield (NEA).

1970 — Gene Hickerson (UPI, PFWA). 1971 — Leroy Kelly (NEA). 1972 — Don Cockroft (NEA). 1973 — Clarence Scott (UPI). 1974 — None. 1975 — None. 1976 — Jerry Sherk (AP, NEA, PFWA). 1977 — None. 1978 — Thom Darden (NEA, PFWA). 1979 — Ozzie Newsome (PFWA).

1980 — Lyle Alzado (AP, UPI), Joe DeLamielleure (NEA, PFWA, UPI), Brian Sipe (AP, PFWA, NEA, UPI). 1981 — None. 1982 — None. 1983 — Chip Banks (AP, PFWA). 1984 — Clay Matthews (NEA), Ozzie Newsome (AP, NEA, PFWA). 1985 — None. 1986 — Chip Banks (UPI, AP), Hanford Dixon (AP, PFWA, NEA, UPI), Dan Fike (NEA), Bob Golic (AP, NEA), Frank Minnifield (UPI). 1987 — Hanford Dixon (AP, NEA, PFWA, UPI), Frank Minnifield (AP, NEA, PFWA, UPI), Bernie Kosar (AP), Earnest Byner (UPI), Dan Franks (UPI), Carl Hairston (UPI), Cody Risien (UPI). 1988 — Hanford Dixon (AP), Frank Minnifield (AP, NEA, PFWA, UPI), Clay Matthews (UPI). 1989 — Mike Johnson (UPI), Frank Minnifield (AP, UPI), Clay Matthews (UPI), Michael Dean Perry (AP, UPI, PFWA), Webster Slaughter (AP, UPI).

1990 — Michael Dean Perry (AP, UPI, PFWA, NEA). 1991 — Michael Dean Perry (AP, USA, NEA). 1992 — None. 1993 — Eric Metcalf (AP, PFWA, UPI). 1994 — Rob Burnett (UPI) Pepper Johnson (UPI, USA), Tony Jones (AP), Michael Dean Perry (AP, UPI), Matt Stover (UPI), Eric Turner (AP, PFWA, UPI). 1995 — None. 1999 — None.

2000 — Chris Gardocki (AP Second Team). 2001 — Jamir Miller (AP, College and Pro Football Weekly, Football Digest, Pro Football Weekly, Sports Illustrated, Sporting News). 2002 — None. 2003 — None. 2004 — None. 2005 — None. 2006 — None. 2007 — Phil Dawson (AP Second Team), Joshua Cribbs (PFWA, Sporting News, AP Second Team), Braylon Edwards (Sporting News, AP Second Team), Joe Thomas (PFWA All-Rookie). 2008 — Joshua Cribbs (Sports Illustrated), Joe Thomas (AP 2nd Team). 2009 — Blake Costanzo (Sports Illustrated), Joshua Cribbs (AP 1st Team, PFWA, Sports Illustrated), Alex Mack (PFWA All-Rookie), Joe Thomas (AP 1st Team, PFWA, Sports Illustrated).

2010 — Joe Haden (PFWA All-Rookie), Alex Mack (Sports Illustrated), Joe Thomas (AP 1st Team, PFWA, Sporting News), T.J. Ward (PFWA All-Rookie, PFWA Rookie Special Teamer). 2011 — Jabaal Sheard (PFWA All-Rookie), Phil Taylor (PFWA All-Rookie), Joe Thomas (AP 1st Team, PFWA, Sports Illustrated). 2012 — John Bademosi (PFWA Rookie Special Teamer), Phil Dawson (AP 2nd Team), Mitchell Schwartz (PFWA All-Rookie), Joe Thomas (AP 2nd Team), T.J. Ward (Sports Illustrated). 2013 — Jordan Cameron (PFWA All-AFC Team), Josh Gordon (AP 1st Team, PFWA All-NFL Team), Joe Haden (AP 2nd Team, PFWA All-AFC Team), Alex Mack (AP 2nd Team, PFWA All-AFC Team), Joe Thomas (AP 1st Team, PFWA All-NFL Team), T.J. Ward (AP 2nd team). 2014 — Joe Bitonio (PFWA All-AFC Team, PFWA All-Rookie Team), Joe Thomas (AP 1st Team, PFWA All-NFL Team). 2015 — Alex Mack (PFWA All-AFC Team), Joe Thomas (AP 1st Team, PFWA All-NFL Team). 2016 — Joe Thomas (PFWA All-NFL Team).

PRO BOWL SELECTIONS BY YEAR

1951 — FB Tony Adamle, QB Otto Graham, T Lou Groza, G Weldon Humble, FB Marion Motley, E (WR) Mac Speedie, G Bill Willis. 1952 — FB Tony Adamle, HB Ken Carpenter, DE Len Ford, T Lou Groza, QB Otto Graham, HB Dub Jones, E (WR) Dante Lavelli, G Bill Willis. 1953 — DE Len Ford, G Abe Gibron, E (WR) Horace Gillom, QB Otto Graham, T Lou Groza, HB Dub Jones, E (WR) Mac Speedie, G Bill Willis. 1954 — DE Len Ford, G Abe Gibron, QB Otto Graham, T Lou Groza, FB Harry Jagade, HB Tommy James, E (WR) Dante Lavelli, HB Ray Renfro. 1955 — T Don Colo, DE Len Ford, G Abe Gibron, QB Otto Graham, T Lou Groza, FB Harry Jagade, E (WR) Dante Lavelli. 1956 — E (WR) Darrel Brewster, T Don Colo, G Abe Gibron, T Lou Groza, HB Ken Konz, FB Fred Morrison. 1957 — E (WR) Darrel Brewster, C Frank Gatski, T Mike McCormack, LB Walt Michaels, S Don Paul. 1958 — FB Jim Brown*, DT Bob Gain, T Lou Groza, T Mike McCormack, LB Walt Michaels, S Don Paul, HB Ray Renfro. 1959 — FB Jim Brown, T Don Colo, DT Bob Gain, T Lou Groza, LB Walt Michaels, S Don Paul, G Jim Ray Smith.

1960 — FB Jim Brown, DE Bob Gain, T Lou Groza, C Art Hunter, LB Walt Michaels, G Jim Ray Smith. 1961 — FB Jim Brown, T Mike McCormack, HB Bobby Mitchell, DB Bernie Parrish, QB Mitt Lutz, HB Ray Renfro, G Jim Ray Smith. 1962 — FB Jim Brown, DT Bob Gain, T Mike McCormack, C John Morrow, QB Mitt Lutz, G Jim Ray Smith. 1963 — FB Jim Brown, LB Galen Fiss, DT Bob Gain, DE Bill Glass, T Mike McCormack, G Jim Ray Smith. 1964 — FB Jim Brown, LB Galen Fiss, DE Bill Glass, C John Morrow, DB Bernie Parrish, T Dick Schafraht. 1965 — FB Jim Brown, DE Bill Glass, LB Jim Houston, DT Dick Modzelewski, QB Frank Ryan, T Dick Schafraht, WR Paul Warfield*. 1966 — FB Jim Brown, FL (WR) Gary Collins, G Gene Hickerson, LB Jim Houston, QB Frank Ryan, T Dick Schafraht, DE Paul Wiggins, G John Wooten. 1967 — LB Johnny Brewer, FL (WR) Gary Collins, FB Ernie Green, G Gene Hickerson, HB Leroy Kelly, QB Frank Ryan, T Dick Schafraht, G John Wooten. 1968 — DE Bill Glass, FB Ernie Green, G Gene Hickerson, DT Walter Johnson, HB Leroy Kelly, T Dick Schafraht, DE Paul Wiggins. 1969 — DB Erich Barnes, G Gene Hickerson, DT Walter Johnson, DB Ernie Kellermann, HB Leroy Kelly, TE Mit Morin, T Dick Schafraht, WR Paul Warfield.

1970 — DE Jack Gregory, G Gene Hickerson, C Fred Hoaglin, LB Jim Houston, DT Walter Johnson, HB Leroy Kelly, QB Bill Nelsen, WR Paul Warfield. 1971 — G Gene Hickerson, LB Jim Houston, HB Leroy Kelly. 1972 — HB Leroy Kelly, TE Mit Morin. 1973 — CB Ben Davis. 1974 — KR Greg Pruitt*, CB Clarence Scott, DT Jerry Sherk. 1975 — RB Greg Pruitt, DT Jerry Sherk. 1976 — DT Jerry Sherk. 1977 — RB Greg Pruitt, DT Jerry Sherk. 1978 — RB Greg Pruitt. 1979 — S Thom Darden.

1980 — C Tom DeLeone, RB Mike Pruitt. 1981 — G Joe DeLamielleure, C Tom DeLeone, T Doug Dieken, RB Mike Pruitt, QB Brian Sipe. 1982 — TE Ozzie Newsome. 1983 — LB Chip Banks*. 1984 — LB Chip Banks. 1985 — TE Ozzie Newsome. 1986 — LB Chip Banks, NT Bob Golic, RB Kevin Mack, LB Clay Matthews. 1987 — LB Chip Banks, CB Hanford Dixon, NT Bob Golic, CB Frank Minnifield, T Cody Risien. 1988 — CB Hanford Dixon, NT Bob Golic, QB Bernie Kosar, RB Kevin Mack, LB Clay Matthews, KR Gerald McNeil, CB Frank Minnifield, T Cody Risien. 1989 — CB Hanford Dixon, LB Clay Matthews, CB Frank Minnifield.

1990 — LB Mike Johnson, LB Clay Matthews, CB Frank Minnifield, NT Michael Dean Perry, WR Webster Slaughter. 1991 — LB Mike Johnson, NT Michael Dean Perry. 1992 — NT Michael Dean Perry. 1993 — None. 1994 — KR Eric Metcalf, NT Michael Dean Perry. 1995 — DE Rob Burnett, FB Leroy Hoard, LB Pepper Johnson, KR Eric Metcalf, NT Michael Dean Perry, S Eric Turner. 1996 — None.

2000 — None. 2001 — None. 2002 — LB Jamir Miller. 2003 — None. 2004 — None. 2005 — None. 2006 — None. 2007 — None. 2008 — QB Derek Anderson, KR Joshua Cribbs, WR Braylon Edwards, LS Ryan Pontbriand, T Joe Thomas*, TE Kellen Winslow. 2009 — LS Ryan Pontbriand, DT Shaun Rogers, T Joe Thomas.

2010 — KR Joshua Cribbs, T Joe Thomas. 2011 — C Alex Mack, T Joe Thomas. 2012 — T Joe Thomas. 2013 — KR Joshua Cribbs, K Phil Dawson, T Joe Thomas. 2014 — TE Jordan Cameron, WR Josh Gordon, C Alex Mack, T Joe Thomas, S T.J. Ward. 2015 — S Tashaun Gipson, CB Joe Haden, T Joe Thomas, S Dontle Whitner. 2016 — TE Gary Barnidge, C Alex Mack, T Joe Thomas. 2017 — T Joe Thomas. 2018 — LB Joe Schobert.

(Year indicates the year in which Pro Bowl game was played.) * denotes rookie

STAFF

PLAYERS

2017 SEASON

HISTORY

RECORDS

GAME DAY

PRO BOWL SELECTIONS BY PLAYER

Player (Pos.).....	Total (Years)
Adamle, Tony (FB).....	2 (1951, 1952)
Anderson, Derek (QB).....	1 (2008)
Banks, Chip (LB).....	4 (1983, 1984, 1986, 1987)
Barnes, Erich (DB).....	1 (1969)
Barnidge, Gary (TE).....	1 (2016)
Brewer, Johnny (LB).....	1 (1967)
Brewster, Darrel (E/WR).....	2 (1956, 1957)
Brown, Jim (FB).....	9 (1958-66)
Burnett, Rob (DE).....	1 (1995)
Cameron, Jordan (TE).....	1 (2014)
Carpenter, Ken (HB).....	1 (1952)
Collins, Gary (FL/WR).....	2 (1966, 1967)
Colo, Don (T).....	3 (1955, 1956, 1959)
Cribbs, Joshua (KR).....	3 (2008, 2010, 2013)
Darden, Thom (S).....	1 (1979)
Davis, Ben (CB).....	1 (1973)
Dawson, Phil (K).....	1 (2013)
DeLamielleure, Joe (G).....	1 (1981)
DeLeon, Tom (C).....	2 (1980, 1981)
Dieken, Doug (T).....	1 (1981)
Dixon, Hanford (CB).....	3 (1987, 1988, 1989)
Edwards, Braylon (WR).....	1 (2008)
Fiss, Galen (LB).....	2 (1963, 1964)
Ford, Len (DE).....	4 (1952, 1953, 1954, 1955)
Gain, Bob (DT/DE).....	5 (1958, 1959, 1960, 1962, 1963)
Gatski, Frank (C).....	1 (1957)
Gibron, Abe (G).....	4 (1953, 1954, 1955, 1956)
Gillom, Horace (E/WR).....	1 (1953)
Gipson, Tashaun (S).....	1 (2015)
Glass, Bill (DE).....	4 (1963, 1964, 1965, 1968)
Golic, Bob (NT).....	3 (1986, 1987, 1988)
Gordon, Josh (WR).....	1 (2014)
Graham, Otto (QB).....	5 (1951, 1952, 1953, 1954, 1955)
Green, Ernie (FB).....	2 (1967, 1968)
Gregory, Jack (DE).....	1 (1970)
Groza, Lou (T).....	9 (1951-56, 1958-60)
Haden, Joe (CB).....	2 (2014, 2015)
Hickerson, Gene (G).....	6 (1966, 1967, 1968, 1969, 1970, 1971)
Hoaglin, Fred (C).....	1 (1970)
Hoard, Leroy (FB).....	1 (1995)
Houston, Jim (LB).....	4 (1965, 1966, 1970, 1971)
Humble, Weldon (G).....	1 (1951)
Hunter, Art (C).....	1 (1960)
Jagade, Harry (FB).....	2 (1954, 1955)
James, Tommy (HB).....	1 (1954)
Johnson, Mike (LB).....	2 (1990, 1991)
Johnson, Pepper (LB).....	1 (1995)
Johnson, Walter (DT).....	3 (1968, 1969, 1970)
Jones, Dub (HB).....	2 (1952, 1953)
Kellermann, Ernie (DB).....	1 (1969)
Kelly, Leroy (HB).....	6 (1967, 1968, 1969, 1970, 1971, 1972)
Konz, Ken (HB).....	1 (1956)
Kosar, Bernie (QB).....	1 (1988)
Lavelli, Dante (E/WR).....	3 (1952, 1954, 1955)
Mack, Alex (C).....	3 (2011, 2014, 2016)
Mack, Kevin (RB).....	2 (1986, 1988)
Matthews, Clay (LB).....	4 (1986, 1988, 1989, 1990)
McCormack, Mike (T).....	5 (1957, 1958, 1961, 1962, 1963)
McNeil, Gerald (KR).....	1 (1988)
Metcalf, Eric (KR).....	2 (1994, 1995)
Michaels, Walt (LB).....	4 (1957, 1958, 1959, 1960)
Miller, Jamir (LB).....	1 (2002)
Minnifield, Frank (CB).....	4 (1987, 1988, 1989, 1990)
Mitchell, Bobby (HB).....	1 (1961)
Modzelewski, Dick (DT).....	1 (1965)
Morin, Milt (TE).....	2 (1969, 1972)
Morrison, Fred (FB).....	2 (.....) (1956)
Morrow, John (C).....	2 (1962, 1964)
Motley, Marion (FB).....	1 (1951)
Nelsen, Bill (QB).....	1 (1970)
Newsome, Ozzie (TE).....	3 (1982, 1985, 1986)
Parrish, Bernie (DB).....	2 (1961, 1964)
Paul, Don (S).....	3 (1957, 1958, 1959)
Perry, Michael Dean (NT).....	5 (1990, 1991, 1992, 1994, 1995)
Plum, Milt (QB).....	2 (1961, 1962)
Pontbriand, Ryan (LS).....	2 (2008, 2009)
Pruitt, Greg (KR-RB).....	4 (1974, 1975, 1977, 1978)
Pruitt, Mike (RB).....	2 (1980, 1981)
Renfro, Ray (HB).....	3 (1954, 1958, 1961)
Risien, Cody (T).....	2 (1987, 1988)
Rogers, Shaun (DT).....	1 (2009)
Ryan, Frank (QB).....	3 (1965, 1966, 1967)
Schafraht, Dick (T).....	6 (1964, 1965, 1966, 1967, 1968, 1969)
Schobert, Joe (LB).....	1 (2018)
Scott, Clarence (CB).....	1 (1974)
Sherk, Jerry (DT).....	4 (1974, 1975, 1976, 1977)
Sipe, Brian (QB).....	1 (1981)
Slaughter, Webster (WR).....	1 (1990)
Smith, Jim Ray (G).....	5 (1959, 1960, 1961, 1962, 1963)
Speedie, Mac (E/WR).....	2 (1951, 1953)
Thomas, Joe (T).....	10 (2008-17)
Turner, Eric (S).....	1 (1995)
Ward, T.J. (S).....	1 (2014)
Warfield, Paul (WR).....	3 (1965, 1969, 1970)
Whitner, Donte (S).....	1 (2015)
Wiggin, Paul (DE).....	2 (1966, 1968)
Willis, Bill (G).....	3 (1951, 1952, 1953)
Winslow, Kellen (TE).....	1 (2008)
Wooten, John (G).....	2 (1966, 1967)

(Year indicates the year in which Pro Bowl game was played.)

MOST PRO BOWL SELECTIONS

The Browns have had 99 individuals selected to the Pro Bowl with 56 players earning the honor multiple times. Joe Thomas has the most Pro Bowl selections among Browns players with 10 followed by Pro Football Hall of Famers Jim Brown (nine) and Lou Groza (nine).

BROWNS MOST PRO BOWL SELECTIONS

1.	<i>Player</i>	<i>Pos.</i>	<i>Years*</i>	<i>Total</i>
	<i>Joe Thomas</i>	<i>T</i>	<i>2008-17</i>	<i>10</i>
	<i>Jim Brown*</i>	<i>RB</i>	<i>1958-66</i>	<i>9</i>
	<i>Lou Groza*</i>	<i>T</i>	<i>1951-56, 1958-60</i>	<i>9</i>
	<i>Leroy Kelly*</i>	<i>RB</i>	<i>1967-72</i>	<i>6</i>
	<i>Gene Hickerson*</i>	<i>G</i>	<i>1966-71</i>	<i>6</i>
	<i>Dick Schafraht</i>	<i>T</i>	<i>1964-69</i>	<i>6</i>

*Denotes member of the Pro Football Hall of Fame

#Year indicates the year in which Pro Bowl game was played

TEAM AWARD WINNERS

ED BLOCK COURAGE AWARD

An annual recognition to the athlete who exemplifies the qualities of courage, compassion, commitment and community service, named after Ed Block, the former head athletic trainer of the Baltimore Colts.

1984	WR Willis Adams
1985	DE Carl Hairston
1986	TE Ozzie Newsome
1987	RB Earnest Byner
1988	LB Eddie Johnson
1989	T Cody Risien
1990	RB Kevin Mack
1991	CB Mark Harper
1992	WR Lawyer Tillman
1993	WR Patrick Rowe
1994	LB Carl Banks
1995	DB Bennie Thompson
1999	DE Derrick Alexander
2000	LB Jamir Miller
2001	OG Jeremy McKinney
2002	TE Mark Campbell
2003	DL Courtney Brown
2004	RB Lee Suggs
2005	LB Kenard Lang
2006	K Phil Dawson
2007	DB Gary Baxter
2008	WR Joe Jurevicius
2009	WR Mike Furrey
2010	LB Eric Barton
2011	LB D'Qwell Jackson
2012	P Reggie Hodges
2013	DB T.J. Ward
2014	DL Desmond Bryant
2015	OL Alex Mack
2016	DB Joe Haden
2017	OL Kevin Zeitler

MAURICE BASSETT AWARD

Named in 1985 in honor of RB Maurice Bassett, who played for the Browns from 1954-56, and given to the Browns' most outstanding rookie in training camp as voted by the media.

1985	DT David Morrill
1986	DE Ralph Malone
1987	FB Tim Manoa
1988	DB Brian Washington
1989	DE Andrew Stewart
1990	DE Rob Burnett
1991	WR Michael Jackson
1992	RB Tommy Vardell
1993	C Steve Everitt
1994	DB Antonio Langham
1995	QB Eric Zeier
2001	DB Anthony Henry
2002	LB Kevin Bentley
2003	WR C.J. Jones
2004	QB Luke McCown
2005	QB Charlie Frye
2006	RB Jerome Harrison
2007	DB Eric Wright
2008	LB Alex Hall
2009	RB James Davis
2010	DB T.J. Ward
2011	WR Greg Little
2012	QB Brandon Weeden
2013	LB Barkevious Mingo
2014	LB Christian Kirksey
2015	DL Danny Shelton
2016	DL Carl Nassib
2017	DL Myles Garrett

ART ROONEY SPORTSMANSHIP AWARD

An annual honor started in 2014 for players who exemplify outstanding sportsmanship on the field. The award was created in honor of the late Art Rooney, Sr.

2014	DB Joe Haden
2015	QB Josh McCown
2016	OL Joe Thomas
2017	OL Joe Thomas*

*Denotes NFL Finalist

WALTER PAYTON MAN OF THE YEAR AWARD

Named in 1999 after Walter Payton, this honor recognizes a player's off-the-field community service as well as his playing excellence.

1999	OG Jim Pyne
2000	LB Jamir Miller
2001	LB Wali Rainer
2002	RB Jamel White
2003	QB Kelly Holcomb
2004	DE Kenard Lang
2005	QB Trent Dilfer
2006	QB Charlie Frye
2007	WR Braylon Edwards
2008	K Phil Dawson
2009	WR Mike Furrey*
2010	OL Joe Thomas
2011	WR Joshua Cribbs
2012	OL Joe Thomas*
2013	LB Jabaal Sheard
2014	LB Craig Robertson
2015	TE Gary Barnidge
2016	OL Joe Thomas
2017	TE Randall Telfer

*Denotes NFL Finalist

SALUTE TO SERVICE AWARD

An annual honor started in 2013 for coaches, active and retired players, and team executives and personnel who best demonstrate support for the military community.

2013	LB D'Qwell Jackson
2014	OL Alex Mack
2015	OL Alex Mack
2016	OL Joe Thomas
2017	OL Joe Thomas

PRO FOOTBALL WRITERS OF AMERICA DINO LUCARELLI "GOOD GUY" AWARD

Given annually to the player to reward him for his cooperation with the media and for the way a player carries himself in the community and with his teammates.

2001	QB Tim Couch
2002	DB Corey Fuller
2003	OL Shaun O'Hara
2004	DB Daylon McCutcheon
2005	C Jeff Faine
2006	DB Brian Russell
2007	K Phil Dawson
2008	DB Brandon McDonald
2009	LB David Bowens
2010	OL Joe Thomas
2011	DB Mike Adams
2012	LB D'Qwell Jackson
2013	OL Joe Thomas
2014	QB Brian Hoyer
2015	QB Josh McCown
2016	LB Christian Kirksey
2017	OL Joel Bitonio

PRO FOOTBALL WRITERS OF AMERICA JOE THOMAS AWARD - PLAYER OF THE YEAR

2001	LB Jamir Miller
2002	RB William Green
2003	LB Andra Davis
2004	SS Robert Griffith
2005	RB Reuben Droughns
2006	LB Kamerion Wimbley
2007	QB Derek Anderson
2008	DL Shaun Rogers
2009	WR Joshua Cribbs
2010	RB Peyton Hillis
2011	LB D'Qwell Jackson
2012	K Phil Dawson
2013	WR Josh Gordon
2014	OL Joe Thomas
2015	TE Gary Barnidge
2016	OL Joe Thomas
2017	RB Duke Johnson Jr.

ALL-TIME ROSTER

A	
Abdullah, Hamza (DB) Washington State	#2008
Abdullah, Rahim (LB) Clemson	1999-00
Abdul-Jabbar, Karim (RB) UCLA	1999
Abrams, Bobby (LB) Michigan	1992
Acho, Emmanuel (LB) Texas	#2012
Adame, Tony (LB) Ohio State	1947-51, 1954
Adams, Chet (T) Ohio University	1946-48
Adams, Keith (LB) Clemson	2007
Adams, Mike (DB) Delaware	2007-11
Adams, Pete (G) Southern California	1974, 1976
Adams, Stefon (DB) Auburn	1990
Adams, Titus (DL) Nebraska	#2009, 2010
Adams, Vashone (DB) Eastern Michigan	1995
Adams, Willis (WR) Houston	1979-85
Agase, Alex (G) Illinois	1948-51
Agnew, Ray (FB) Southern Illinois	2014
Aiken, Sam (WR) North Carolina	2010
Akins, Al (RB) Washington State	1946
Akins, Chris (DB) Arkansas Pine-Bluff	2001-02
Aldridge, Allen (DE) Prairie View	1974
Alexander, Eric (LB) Louisiana State	2010
Alexander, Derrick (WR) Michigan	1994-95
Alexander, Derrick (DL) Florida State	1999
Alexander, Dominique (LB) Oklahoma	2016-17
Alford, Mario (WR) West Virginia	2016
Ali, Charles (FB) Arkansas Pine-Bluff	2007-08
Allen, Ermat (QB) Kentucky	1947
Allen, Greg (RB) Florida State	1985
Allen, Jake (WR) Mississippi College	2009
Alston, Richard (WR) East Carolina	2004
Alzado, Lyle (DE) Yankton	1979-81
Ambrose, Dick (LB) Virginia	1975-83, #1984
Amstutz, Joe (C) Indiana	1957
Anderson, Derek (QB) Oregon State	#2005, 2006-09
Anderson, Preston (DB) Rice	1974
Anderson, Stuart (LB) Virginia	1984
Andrews, Billy (LB) Southeastern Louisiana	1967-74
Andruzzi, Joe (OL) South Connecticut State	2005-06
Armstrong, Quincy (C) North Texas	1954
Arvie, Herman (OL) Grambling	1993-95
Askin, John (G) Notre Dame	*1987
Athas, Pete (DE) Tennessee	1975
Atkins, Doug (DE) Tennessee	1953-54
Atkinson III, George (RB) Notre Dame	2016
Aubrey, Josh (DB) Stephen F. Austin	2013
Austin, Miles (WR) Monmouth	2014

B	
Baab, Mike (C) Texas	1982-87, 1990-91
Bademosi, Johnson (DB) Stanford	2012-15
Babich, Bob (LB) Miami (Ohio)	1973-78
Bahr, Matt (K) Penn State	1981-89
Bailey, Alvin (OL) Arkansas	2016
Baker, Al (DE) Colorado State	1987, 1989-90
Baker, Sam (P-K) Oregon State	1960-61
Baker, Edwin (RB) Michigan State	2013
Baker, Tony (RB) East Carolina	1986, 1988
Baldwin, Keith (DE) Texas A&M	1982-85
Baldwin, Randy (RB) Mississippi	#1991-94
Bail, Jerry (DT) Southern Methodist	1993, 1999
Bandison, Romeo (DL) Oregon	#1994-95
Banker, Ted (G) Southeast Mississippi State	1989
Banks, Carl (LB) Michigan State	1994-95
Banks, Chip (LB) Southern California	1982-86
Banks, Fred (WR) Liberty	1985
Banks, Robert (DE) Notre Dame	1989-90
Banner, Zach (OL) Southern California	2017
Barclay, Chris (RB) Wake Forest	#2006
Barisich, Carl (DT) Princeton	1973-75

Barker, Chris (OL) Nevada	#2017
Barker, Roy (DE) North Carolina	1999
Barnes, Erich (DB) Purdue	1965-71
Barnes, Rashidi (DB) Colorado	2000
Barnett, Harlon (S) Michigan State	1990-92
Barnett, Vincent (S) Arkansas State	*1987
Barney, Eppie (WR) Iowa State	1967-68
Barnidge, Gary (TE) Louisville	2013-16
Bartel, Richard (QB) Tarleton State	#2008
Barton, Eric (LB) Maryland	2009-10
Bassett, Maurice (RB) Langston	1954-56
Bates, Michael (WR/KR) Arizona	1995
Bates, Phil (WR) Ohio University	#2014
Battle, Jim (DE) Southern University	1966
Baugh, Tom (C) Southern Illinois	1989
Bavaro, Mark (TE) Notre Dame	1992
Baxter, Gary (DB) Baylor	2005-06, #2007
Beach, Walter (DB) Central Michigan	1963-66
Beamon, Autry (DB) East Texas State	1980-81
Beasley, Chad (OT) Virginia Tech	2002-2003
Beauford, Clayton (WR) Auburn	*1987
Bedell, Brad (OL) Colorado	2000-01
Bedosky, Mike (OL) Missouri	#1994
Belk, Rocky (WR) Miami (Fla.)	1983
Bell, Beau (LB) UNLV	2008
Bell, Mike (RB) Arizona	2010
Bell, Terry (WR) Indiana State	*1987
Bello, B.J. (LB) Illinois State	2017
Benard, Marcus (LB) Jackson State	2009-11, #2012
Benjamin, Travis (WR) Miami (Fla.)	2012-15
Bentley, Kevin (LB) Northwestern	2002-2004
Bentley, LeCharles (OL) Ohio State	#2006, #2007
Benz, Larry (DB) Northwestern	1963-65
Bernstein, Alex (OL) Amherst	#1999
Berry, Aaron (DB) Pittsburgh	2014
Berry, Latin (DB) Oregon	1991-92
Bess, Davone (WR) Hawaii	2013
Best, Greg (S) Kansas State	1984
Bettridge, Ed (LB) Bowling Green	1964
Beutler, Tom (LB) Toledo	1970
Bibbs, E.J. (TE) Iowa State	2015
Biedermann, Leo (T) California	1978
Bishop, Harold (TE) Louisiana State	1995
Bitonio, Joel (OL) Nevada	2014-17
Black, James (RB) Akron	1984
Blandin, Ernie (T) Tulane	1946-47
Blaylock, Anthony (DB) Winston-Salem State	1988-91
Bloch, Ray (T) Ohio University	#1981
Bobo, Orlando (G) Northeast Louisiana	1999
Bockwoldt, Colby (LB) Brigham Young	2007
Bodden, Leigh (DB) Duquesne	2003-07
Boddy-Calhoun, Breian (DB) Minnesota	2016-17
Boedeker, Bill (RB) No College	1947-49
Bogotay, Brandon (K) Georgia	#2013
Bolden, Leroy (RB) Michigan State	1958-59
Bolden, Rickey (T) Southern Methodist	1984-89
Bolton, Ron (DB) Norfolk State	1976-82
Bolzani, Scott (T) Northern Illinois	#1985
Booth, Issac (DB) California	1994-95
Booty, Josh (QB) Louisiana State	#2001-03
Borton, John (QB) Ohio State	1957
Bosley, Keith (OT) Eastern Kentucky	*1987
Bostic, Keith (DB) Michigan	1990
Bowe, Dwayne (WR) Louisiana State	2015
Bowens, David (LB) Western Illinois	2009-10
Bowers, R.J. (FB) Grove City (Pa.)	2002-03
Bowie, Michael (OL) Northeastern State	#2014, #2015
Boyer, Brant (LB) Arizona	2001-03
Bradley, Harold (G) Iowa	1954-56
Bradley, Henry (DT) Alcorn State	1979-82

STAFF

PLAYERS

2017 SEASON

HISTORY

RECORDS

GAME DAY

Brady, Donny (DB) Wisconsin.....	1995
Braggs, Stephen (DB) Texas.....	1987-91
Brandon, David (LB) Memphis State.....	1991-93
Brannon, Robert (DE) Arkansas.....	*1987
Brantley, Caleb (DL) Florida.....	2017
Braziel, Larry (CB) Southern California.....	1982-85
Brennan, Brian (WR) Boston College.....	1984-91
Brewer, Johnny (TE-LB) Mississippi.....	1961-67
Brewster, Darrel (WR) Purdue.....	1952-58
Briggs, Bob (DE) Heidelberg.....	1971-73
Brinkman, Charles (WR) Louisville.....	1972
Britt, Kenny (WR) Rutgers.....	2017
Brohm, Jeff (QB) Louisville.....	#2000
Brooks, Clifford (DB) Tennessee State.....	1972-74
Brooks, James (RB) Auburn.....	1992
Brown, Bobby (WR) Notre Dame.....	2000
Brown, Courtney (DE) Penn State.....	2000-04
Brown, Dean (DB) Fort Valley State.....	1969
Brown, Dee (RB) Syracuse.....	2004
Brown, Eddie (DB) Tennessee.....	1974-75
Brown, James (OL) Virginia State.....	2000
Brown, Jim (RB) Syracuse.....	1957-65
Brown, John (T) Syracuse.....	1962-66
Brown, Ken (RB) No College.....	1970-75
Brown, Lomas (T) Florida.....	1999
Brown, Orlando (T) South Carolina State.....	1994-95, 1999
Brown, Preston (KR) Vanderbilt.....	1984
Brown, Ralph (DB) Nebraska.....	2006
Brown, Richard (LB) San Diego State.....	1991-92
Brown, Sheldon (DB) South Carolina.....	2010-12
Brown, Stan (WR) Purdue.....	1971
Brown, Terry (DB) Oklahoma State.....	1976
Brown, Thomas (RB) Georgia.....	#2009
Brown, Thomas (DE) Baylor.....	1981, 1983
Brown, Titus (LB) Mississippi State.....	2008-11
Bryant, Antonio (WR) Pittsburgh.....	2004-05
Bryant, Armonty (DL) East Central (Okla.).....	2013-15, #2016
Bryant, Desmond (DL) Harvard.....	2013-15, #2016
Buben, Mark (DT) Tufts.....	1982
Buchanan, Charles (DE) Tennessee State.....	1988
Buczkowski, Bob (DL) Pittsburgh.....	1990
Buehler, George (G) Stanford.....	1978-79
Bumgardner, Rex (RB) West Virginia.....	1950-52
Bundra, Mike (DT) Southern California.....	1964
Bundren, Jim (C) Clemson.....	1999-00
Burgess Jr., James (LB) Louisville.....	2017
Burley, Marcus (DB) Delaware.....	2016
Burnett, Chester (LB) Arizona.....	2000
Burnett, Rob (DE) Syracuse.....	1990-95
Burrell, Clinton (DB) Louisiana State.....	1979-84
Burton, Leonard (OL) South Carolina.....	#1991
Bush, Devin (DB) Florida State.....	2001-02
Butler, Dave (LB) Notre Dame.....	*1987
Butler, Kelly (OT) Purdue.....	2006, #2007
Butler, Rashad (OL) Miami (Fla.).....	2013
Butler, Ray (WR) Southern California.....	#1989
Byner, Earnest (RB) East Carolina.....	1984-88, 1994-95
Byrd, LaRon (WR) Miami (Fla.).....	2014
C	
Caldwell, Mike (LB) Middle Tennessee State.....	1993-95
Caldwell, Trey (DB) Louisiana Monroe.....	2016
Caleb, Jamie (RB) Grambling.....	1960, 1965
Callahan, Joe (QB) Wesley College.....	#2016
Cameron, Jordan (TE) Southern California.....	2011-14
Cameron, Ronnie (DL) Hofstra.....	#2012
Camp, Reggie (DE) California.....	1983-87
Campbell, Ibraheim (DB) Northwestern.....	2015-17
Campbell, Jason (QB) Auburn.....	2013
Campbell, Lang (QB) William & Mary.....	#2006
Campbell, Mark (TE) Michigan.....	1999-02
Campbell, Milt (RB) Indiana.....	1957
Capers, James (LB) Central Michigan.....	*1987
Carder, Tank (LB) Texas Christian.....	2012-16, #2017
Carollo, Joe (T) Notre Dame.....	1972-73
Carpenter, Ken (RB) Oregon State.....	1950-53
Carpenter, Lew (RB) Arkansas.....	1957-58
Carpenter, Preston (RB) Arkansas.....	1956-59
Carraway, Stanley (WR) West Texas State.....	*1987
Carreker, Vince (DB) Cincinnati.....	*1987
Carrier, Mark (WR) Nicholls State.....	1993-94
Carter, Alex (DE) Tennessee State.....	*1987
Carter, Dyshod (DB) Kansas State.....	2001, 2004
Carter, Tim (WR) Auburn.....	2007
Carver, Dale (LB) Georgia.....	1983
Cassady, Howard (RB) Ohio State.....	1962
Cash, Jeremy (LB) Duke.....	#2017
Catlin, Tom (LB) Oklahoma.....	1953-54, 1957-58
Caylor, Lowell (DB) Miami (Ohio).....	1964
Chambers, Kirk (OL) Stanford.....	2004-05
Chanoine, Roger (OL) Temple.....	1999-02
Chapman, Lamar (DB) Kansas State.....	2000-01
Charlton, Clifford (LB) Florida.....	1988-89
Cheroke, George (G) Ohio State.....	1946
Chiaverini, Darrin (WR) Colorado.....	1999-00
Childress, Freddie (T) Arkansas.....	1992
Christensen, Jeff (QB) Eastern Illinois.....	*1987
Cieslak, Brad (TE) Northern Illinois.....	2008
Clancy, Sam (DE) Pittsburgh.....	1985-88
Clark, Monte (T) Southern California.....	1963-69
Clarke, Frank (WR) Colorado.....	1957-59
Clarke, Leon (WR) Southern California.....	1960-62
Clayborn, Raymond (CB) Texas.....	1990-91
Claybrooks, DeVone (DL) East Carolina.....	2001
Claybrooks, Felipe (DL) Georgia Tech.....	2001-03
Clayton, Thomas (RB) Kansas State.....	2010-11
Cline, Ollie (RB) Ohio State.....	1948
Coates, Shammie (WR) Auburn.....	2017
Coates, Sherrod (LB) Western Kentucky.....	2003-04
Cockroft, Don (K-P) Adams State.....	1968-80
Colclough, Ricardo (DB) Tusculum.....	#2007
Cole, Emerson (RB) Toledo.....	1950-52
Colella, Tom (P-DB) Canisius.....	1946-48
Coleman, Corey (WR) Baylor.....	2016-17
Coleman, Cosey (OL) Tennessee.....	2005-06
Coleman, Greg (P) Florida A&M.....	1977
Coleman, Kenyon (DL) UCLA.....	2009-10
Coleman, Shon (OL) Auburn.....	2016-17
Coley, Trevon (DL) Florida Atlantic.....	2017
Colinet, Stalin (DL) Boston College.....	1999-01
Collins, Gary (WR-P) Maryland.....	1962-71
Collins Sr., Jamie (LB) Southern Mississippi.....	2016-17
Collins, Javier (OL) Northwestern.....	#2004
Collins, Jed (TE) Washington State.....	#2008
Collins, Larry (RB) Texas A&I.....	1978
Collins, Ryan (TE) St. Thomas.....	#1999
Collins, Shawn (WR) Northern Arizona.....	1992
Colman, Doug (LB) Nebraska.....	2000
Colo, Don (T) Brown.....	1953-58
Colquitt, Britton (P) Tennessee.....	2016-17
Conjar, Larry (RB) Notre Dame.....	1967
Connolly, Ted (G) Tulsa.....	1963
Conover, Frank (DL) Syracuse.....	1991
Contz, Bill (T) Penn State.....	1983-86
Conway, Brett (K) Penn State.....	2003
Cook, Damion (OL) Bethune-Cookman.....	2004
Cooks, Johnie (LB) Mississippi State.....	1991
Coons, Travis (K) Washington.....	2015
Cooper, Jonathan (OL) North Carolina.....	2016
Cooper, Josh (WR) Oklahoma State.....	2012-13
Cooper, Scott (DE) Kearney State.....	*1987
Cooper, Xavier (DL) Washington State.....	2015-16
Copeland, Jim (G) Virginia.....	1967-74

Coppage, Alton (DE) Oklahoma.....	1946
Cornell, Bo (RB) Washington.....	1971-72
Costanzo, Blake (LB) Lafayette.....	2009-10
Costello, Vince (LB) Ohio University.....	1957-66
Cotton, Fest (DT) Dayton.....	1972
Cotton, Marcus (LB) Southern California.....	1990
Couch, Tim (QB) Kentucky.....	1999-03
Cousin, Terry (DB) South Carolina.....	2008
Cousineau, Tom (LB) Ohio State.....	1982-85
Cousins, Oniel (OL) UTEP.....	2011-13
Cowan, Bob (RB) Indiana.....	1947-48
Cowher, Bill (LB) North Carolina State.....	1980-82
Cox, Arthur (TE) Texas South.....	1991
Cox, Steve (P-K) Arkansas.....	1981-84
Craig, Neal (DB) Fisk.....	1975-76
Craig, Reggie (WR) Arkansas.....	1977
Craven, Bill (DB) Harvard.....	1976
Crawford, Mike (RB) Arizona State.....	*1987
Crawford, Tim (LB) Texas Tech.....	*1987
Crespino, Bob (WR) Mississippi.....	1961-63
Crews, Ron (DE) Nevada-Las Vegas.....	1980
Cribbs, Joshua (WR) Kent State.....	2005-12
Crocker, Chris (DB) Marshall.....	2003-05
Crosby, Cleveland (DE) Arizona.....	*1980
Crowell, Isaiah (RB) Alabama State.....	2014-17
Cundiff, Billy (K) Drake.....	2009, 2013-14
Cureton, Will (QB) East Texas State.....	1975
Currie, Justin (DB) Western Michigan.....	2017
Cvercko, Andy (G) Northwestern.....	1963

D

Dahl, Bob (OL) Notre Dame.....	1992-95
Daniell, Jim (C) Ohio State.....	1946
Daniels, Travis (DB) Louisiana State.....	2008
Danielson, Gary (QB) Purdue.....	1985, 1987-88
Dansby, Karlos (LB) Auburn.....	2014-15
Darden, Thom (DB) Michigan.....	1972-74, 1976-81
Darrow, Barry (T) Montana.....	1974-78
Davis, Andra (LB) Florida.....	2002-08
Davis, Andre' (WR) Virginia Tech.....	2002-04
Davis, Austin (QB) Southern Mississippi.....	2015
Davis, Ben (DB) De fiance.....	1967-68, 1970-73
Davis, Bruce (WR) Baylor.....	1984
Davis, Demario (LB) Arkansas State.....	2016
Davis, Dick (RB) Nebraska.....	1969
Davis, Gary (RB) Cal Poly-SLO.....	#1981
Davis, Hall (DL) Louisiana-Lafayette.....	2012
Davis, James (RB) Clemson.....	2009-10
Davis, Johnny (RB) Alabama.....	1982-86, *1987
Davis, Michael (CB) Cincinnati.....	1995
Davis, Oliver (DB) Tennessee State.....	1977-80
Davis, Reggie (WR) Georgia.....	#2017
Davis, Willie (DE) Grambling.....	1958-59
Davis, Zola (WR) South Carolina.....	1999
Dawson, Doug (G) Texas.....	1994
Dawson, JaJuan (WR) Tulane.....	2000-01
Dawson, Len (QB) Purdue.....	1960-61
Dawson, Phil (K) Texas.....	1999-2012
Days, Matthew (RB) North Carolina State.....	2017
Dearth, James (TE) Tarleton State.....	1999
DeLamielleure, Joe (G) Michigan State.....	1980-84
DeLeone, Tom (C) Ohio State.....	1974-84
DeLeone, Tony (P) Kent State.....	*1987
Delhomme, Jake (QB) Louisiana-Lafayette.....	2010
Dellerba, Spiro (RB) Ohio State.....	1947
DeMar, Enoch (OL) Indiana.....	2003-04
DeMarco, Bob (C) Dayton.....	1972-74
Demarie, John (G-T) Louisiana State.....	1967-75
Denman, Anthony (LB) Notre Dame.....	2001
Dennis, Al (G) Grambling.....	1976-77
Dennison, Doug (RB) Kutztown State.....	1979
Denton, Bob (DT) College of the Pacific.....	1960

Deschaine, Dick (DE) No College.....	1958
Desir, Pierre (DB) Lindenwood.....	2014-15
Detmer, Ty (QB) Brigham Young.....	1999
DeValve, Seth (TE) Princeton.....	2016-17
Devlin, Pat (QB) Delaware.....	#2015
Devries, Jed (OL) Utah State.....	1995
Devrow, Billy (DB) Southern Mississippi.....	1967
Dewar, Jim (RB) Indiana.....	1947
Dickey, Curtis (RB) Texas A&M.....	1985-86
Dieken, Doug (T) Illinois.....	1971-84
Diles, Zac (LB) Kansas State.....	2014
Dilfer, Trent (QB) Fresno State.....	2005
DiManche, Jayson (LB) Southern Illinois.....	2015
Dimler, Rich (DT) Southern California.....	1979
Dinkins, Darnell (TE) Pittsburgh.....	2006-08
Dixon, Gerald (LB) South Carolina.....	1993-95
Dixon, Harold (CB) Southern Mississippi.....	1981-89
Dockery James (DB) Oregon State.....	2011
Donaldson, Gene (G) Kentucky.....	1953
Dorsey, Ken (QB) Miami (Fla.).....	2006, #2007, 2008
Dorsey, Nat (OL) Georgia Tech.....	2005-07
Douglas, Derrick (RB) Louisiana Tech.....	1991
Drango, Spencer (OL) Baylor.....	2016-17
Draughn, Shaun (RB) North Carolina.....	2014-15
Dray, Jim (TE) Stanford.....	2014-15
Dressel, Chris (TE) Stanford.....	#1988
Driver, Stacey (RB) Clemson.....	*1987
Droughns, Reuben (RB) Oregon.....	2005-06
Dudley, Brian (S) Bethune Cookman.....	*1987
Dudley, Rickey (TE) Ohio State.....	2001
Duff, Bill (DL) Tennessee.....	1999
Dumont, Jim (LB) Rutgers.....	1984
Dunbar, Jubilee (WR) Southern.....	1976
Duncan, Brian (RB) Southern Methodist.....	1974-77
Duncan, Ron (TE) Wittenberg.....	1967
Dunn, Damon (WR) Stanford.....	1999-00
Dunn, David (WR) Fresno State.....	1999
Dutton, Ryan (P), Minnesota State-Mankato.....	#2004

E

Eason, Nick (DL) Clemson.....	2004-06
East, Ron (DE) Montana State.....	1975
Eaton, Chad (DL) Washington State.....	#1995
Echemandu, Adimchinobe (RB) California.....	2004
Echols, Donnie (TE) Oklahoma State.....	*1987
Edwards, Armanti (WR) Appalachian State.....	2013
Edwards, Braylon (WR) Michigan.....	2005-09
Edwards, Earl (DT) Wichita State.....	1976-78
Edwards, Lavar (DL) Louisiana State.....	2017
Edwards, Marc (FB) Notre Dame.....	1999-00
Ekpre-Olomu, Ifo (DB) Oregon.....	#2015
Ekuban, Ebenezer (DE) North Carolina.....	2004
Elam, Abram (DB) Kent State.....	2009-10
Elkins, Mike (QB) Wake Forest.....	#1991
Ellis, Ken (DB) Southern.....	1977
Ellis, Ray (S) Ohio State.....	1986-87
Ellsworth, Percy (DB) Virginia.....	2000-01
Elston, Trae (DB) Mississippi.....	#2016
Emanuel, Ben (S) UCLA.....	#2006
Engel, Steve (RB) Colorado.....	1970
English, Auston (LB) Oklahoma.....	2011, #2012
Ernster, Paul (P) Northern Arizona.....	2007
Erving, Cameron (OL) Florida State.....	2015-16
Estandia, Greg (TE) UNLV.....	2009-10
Eslinger, Greg (OL) Minnesota.....	#2007
Ethridge, Ray (WR) Pasadena City.....	#1995
Eubanks, Darius (LB) Georgia Southern.....	2013, #2014
Evans, Fred (RB) Notre Dame.....	1946
Evans, Johnny (QB-P) North Carolina State.....	1978-80
Everett, Major (RB) Mississippi College.....	1986, *1987
Everitt, Steve (C) Michigan.....	1993-95

F	
Fabiano, Anthony (OL) Harvard.....	2016
Faine, Jeff (C) Notre Dame.....	2003-05
Fair, Carl (RB) Alabama-Birmingham.....	2001
Fairchild, Greg (G) Tulsa.....	1978
Farren, Paul (T) Boston University.....	1983-91
Fua, Sione (DL) Stanford.....	2014
Faulk, Chris (OL) Louisiana State.....	#2013
Feacher, Ricky (WR) Mississippi Valley.....	1976-84
Fekete, Gene (RB) Ohio State.....	1946
Ferguson, Charley (DE) Tennessee A&I.....	1961
Ferguson, Vagas (RB) Notre Dame.....	1983
Fichtner, Ross (DB) Purdue.....	1960-67
Figaro, Cedric (LB) Notre Dame.....	1991-92
Figurs, Yamon (WR) Kansas State.....	2010
Fike, Dan (G) Florida.....	1985-92
Fisk, Jason (DL) Stanford.....	2005
Fiss, Galen (LB) Kansas.....	1956-66
Fleming, Don (DB) Florida.....	1960-62
Flick, Tom (QB) Washington.....	1984
Flint, Judson (DB) Memphis State.....	1980-82
Florence, Anthony (DB) Bethune Cookman.....	1991
Floyd, Chris (FB) Michigan.....	2000
Floyd, Marquis (DB) West Georgia.....	#2009
Foggie, Fred (DB) Minnesota.....	1992
Fontenot, Herman (RB) Louisiana State.....	1985-88
Fontenot, Therrian (DB) Fresno State.....	2006
Footman, Dan (DE) Florida State.....	1993-95
Forbes, Marion (S) Penn State.....	1999
Ford, Henry (RB) Pittsburgh.....	1955
Ford, Len (DE) Michigan.....	1950-57
Fort, L.J. (LB) Northern Iowa.....	2012
Forester, Herschel (G) Southern Methodist.....	1954-57
Fortune, Elliott (DL) Georgia Tech.....	#1995
Fowler, Melvin (C) Maryland.....	2002-04
Fragel, Reid (OL) Ohio State.....	#2013
Fraley, Hank (C) Robert Morris.....	2006-09
Francies, Coye (DB) San Jose State.....	2009-10
Francis, Jeff (QB) Tennessee.....	1990, #1992
Franco, Brian (K) Penn State.....	*1987
Franklin, Bobby (DB) Mississippi.....	1960-66
Franks, Elvis (DE) Morgan State.....	1980-84
Franz, Todd (DB) Tulsa.....	2000
Fraser, Simon (DL) Ohio State.....	2005-07
Frederick, Andy (T) New Mexico.....	1982
Frederick, Mike (DE) Virginia.....	1995
Freeman, Bob (QB) Auburn.....	1957-58
Friedman, Lennie (OL) Duke.....	2006-08
Frost, Derrick (P) Northern Iowa.....	2003-04
Frost, Scott (DB) Nebraska.....	2001
Frye, Charlie (QB) Akron.....	2005-07
Fujita, Scott (LB) California.....	2010-12
Fuller, Corey (DB) Florida State.....	1999-02
Fullwood, Brent (RB) Auburn.....	1990
Fulton, Dan (WR) Nebraska-Omaha.....	1981-82
Furman, John (QB) Texas-El Paso.....	1962
Furrey, Mike (WR) Iowa.....	2009
G	
Gabriel, Taylor (WR) Abilene Christian.....	2014-15
Gain, Bob (DT) Kentucky.....	1952, 1954-64
Gainer, Derrick (RB) Florida A&M.....	1990
Gaines, Charles (DB) Louisville.....	2015
Gaines, Michael (TE) Central Florida.....	2009
Galbraith, Scott (TE) UCLA.....	1990-92
Garay, Antonio (DL) Boston College.....	2003
Garcia, Jeff (QB) San Jose State.....	2004
Garcia, Jim (DE) Purdue.....	1965
Gardner, Barry (LB) Northwestern.....	2003-04
Gardocki, Chris (P) Clemson.....	1999-2003
Garlington, John (LB) Louisiana State.....	1968-77
Garmon, Kelvin (OL) Baylor.....	2004
Gartner, Chris (K) Indiana.....	1974
Garrett, Myles (DL) Texas A&M.....	2017
Gash, Thane (S) East Tennessee State.....	1988-90
Gatski, Frank (C) Marshall.....	1946-56
Gaudio, Bob (G) Ohio State.....	1947-49, 1951
Gault, Don (QB) Hofstra.....	1970
Gault, Prentice (RB) Oklahoma.....	1960
Gay, Benjamin (RB) Garden City C.C.....	2001
George, Tim (WR) Carson-Newman.....	1974
German, Jammi (WR) Miami (Fla.).....	2001
Gibron, Abe (G) Purdue.....	1950-56
Gibson, Damon (WR) Iowa.....	1999
Gibson, Tom (DE) Northern Arizona.....	1989-90
Gilbert, Justin (DB) Oklahoma State.....	2014-15
Gilkey, Garrett (OL) Chadron State.....	2013
Gillom, Horace (P-WR) Nevada.....	1947-56
Gilmore, Corey (RB) San Diego State.....	*1987
Gipson, Tashaun (DB) Wyoming.....	2012-15
Glass, Bill (DE) Baylor.....	1962-68
Glass, Chip (TE) Florida State.....	1969-73
Goad, Tim (DT) North Carolina.....	1995
Gocong, Chris (LB) Cal-Poly SLO.....	2010-11, #2012
Goebel, Brad (QB) Baylor.....	1992-94
Goins, Robert (S) Grambling.....	*1987
Golic, Bob (DT) Notre Dame.....	1982-88
Gonzalez, Joaquin (OT) Miami (Fla.).....	2002-04
Gonzalez, Zane (K) Arizona State.....	2017
Goode, Don (LB) Kansas.....	1980-81
Goosby, Tom (LB) Baldwin-Wallace.....	1963
Gordon, Amon (DL) Stanford.....	2004
Gordon, Josh (WR) Baylor.....	2012-14, #2015, #2016, 2017
Gorgal, Ken (DB) Purdue.....	1950, 1953-54
Goss, Don (DT) Southern Methodist.....	1956
Gossett, Jeff (P) Eastern Illinois.....	1983, 1985-87
Gradkowski, Bruce (QB) Toledo.....	2008
Graf, Dave (LB) Penn State.....	1975-79
Graham, Otto (QB) Northwestern.....	1946-55
Grant, Orantes (LB) Georgia.....	2003
Grant, Wes (DE) UCLA.....	1972
Gray, Geoff (OL) Manitoba.....	#2017
Gray, MarQueis (TE) Minnesota.....	2013
Graybill, Mike (OL) Boston University.....	1989
Grayson, David (LB) Fresno State.....	*1987-90
Graziani, Tony (QB) Oregon.....	#2000
Greco, John (OL) Toledo.....	2011-16
Green, Boyce (RB) Carson-Newman.....	1983-85
Green, David (RB) Edinboro State.....	1982
Green, Ernie (RB) Louisville.....	1962-68
Green, Ron (WR) North Dakota.....	1967-68
Green, Van (DB) Shaw.....	1973-76
Green, William (RB) Boston College.....	2002-05
Greenwood, Don (RB) Illinois.....	1946-47
Greer, Terry (WR) Alabama State.....	1986
Gregory, Damian (DT) Illinois State.....	2002
Gregory, Jack (DE) Delta State.....	1967-71, 1979
Griffin, Don (CB) Middle Tennessee State.....	1994-95
Griffin, Kris (LB) Indiana (Pa.).....	2007-08
Griffin III, Robert (QB) Baylor.....	2016
Griffing, Glynn (QB) Mississippi.....	1964
Griffith, Robert (S) San Diego State.....	2002-04
Grigg, Forrest (DT) Tulsa.....	1948-51
Griggs, Anthony (LB) Ohio State.....	1986-88
Gronkowski, Dan (TE) Maryland.....	2011
Gross, Al (S) Arizona.....	1983-87
Groves, George (G) Marquette.....	1946
Groves, Quentin (LB) Auburn.....	2013
Groza, Lou (T-K) Ohio State.....	1946-59, 1961-67
Gruber, Bob (OT) Pittsburgh.....	1986
Guilbeau, Rusty (LB) McNeese State.....	1987
Gurley, Tori (WR) South Carolina.....	2013

H	
Haden, Joe (DB) Florida.....	2010-16
Hadnot, Rex (OL) Houston.....	2008-09
Hagg, Eric (DB) Nebraska.....	2011-12
Haggerty, Johnathan (WR) SW Oklahoma State.....	2010
Hairston, Carl (DE) Maryland-Eastern Shore.....	1984-89
Hairston, Stacey (DB) Ohio Northern.....	1993-94
Haley, Darryl (OL) Utah.....	*1987-88
Hall, Alex (LB) St. Augustine's.....	2008-09
Hall, Charlie (LB) Houston.....	1971-80
Hall, Dana (S) Washington.....	1995
Hall, Dino (KR-RB) Glassboro State.....	1979-83
Hall, Rannell (WR) Central Florida.....	2015, #2016
Haller, Alan (DB) Michigan State.....	1992
Ham, Derrick (DL) Miami (Fla.).....	2001
Hambrick, Darren (LB) South Carolina.....	2002
Hamilton, Bobby (DE) Southern Mississippi.....	2007
Hamilton, Justin (DB) Virginia Tech.....	2006
Hamilton, Michael (LB) North Carolina A&T.....	2000
Hamlett, Connor (TE) Oregon State.....	2016
Hanie, Caleb (QB) Colorado State.....	*2013
Hannemann, Cliff (LB) Fresno State.....	*1987
Hansen, Brian (P) Sioux Falls.....	1991-93
Hanuak, Chet (RB) Maryland.....	1954, 1957
Hardesty, Montario (RB) Tennessee.....	#2010, 2011-12, #2013
Harper, Mark (CB) Alcorn State.....	1986-90
Haraway, Charley (RB) San Jose State.....	1966-68
Harrington, John (DE) Marquette.....	1946
Harris, Duriel (WR) New Mexico State.....	1984
Harris, Jon (DE) Virginia.....	#1999
Harris, Josh (QB) Bowling Green.....	#2004
Harris, Marshall (DE) Texas Christian.....	1980-82
Harris, Odie (DB) Sam Houston State.....	1991-92
Harris, Orient (DL) Miami (Fla.).....	2006
Harrison, Arnold (LB) Georgia.....	2009
Harrison, Jerome (RB) Washington State.....	2006-10
Hartley, Frank (TE) Illinois.....	1994-95
Hartley, Garrett (K) Oklahoma.....	2014
Hartline, Brian (WR) Ohio State.....	2015
Hawkins, Andrew (WR) Toledo.....	2014-16
Hawkins, Ben (WR) Arizona State.....	1974
Hawkins, Mike (DB) Oklahoma.....	2006
Haye, Jovan (DL) Vanderbilt.....	#2006
Hazel, Matt (WR) Coastal Carolina.....	#2017
Hazel, Paul (LB) Western Michigan.....	2013
Heiden, Steve (TE) South Dakota State.....	2002-09
Heinrich, Keith (TE) Sam Houston State.....	2003-04
Helluin, Jerry (DT) Tulane.....	1952-53
Henry, Anthony (DB) South Florida.....	2001-04
Herring, Hal (LB) Auburn.....	1950-52
Hickerson, Gene (G) Mississippi.....	1958-60, 1962-73
Hicks, Artis (OL) Memphis.....	2011
Higgins, Rashard (WR) Colorado State.....	2016-17
Hilgenberg, Jay (C) Iowa.....	1992
Hill, Calvin (RB) Yale.....	1978-81
Hill, Jim (DB) Texas A&I.....	1975
Hill, Madre (RB) Arkansas.....	1999
Hill, Travis (LB) Nebraska.....	1994-95
Hill, Will (S) Bishop College.....	1988
Hilliary, Darius (QB) Wisconsin.....	#2016, 2017
Hilliard, Randy (CB) Louisiana State.....	1990-93
Hillis, Peyton (RB) Arkansas.....	2010-11
Hoaglin, Fred (C) Pittsburgh.....	1966-72
Hoard, Leroy (RB) Michigan.....	1990-95
Hodges, Reggie (P) Ball State.....	2009-10, #2011, 2012
Hogan, Kevin (QB) Stanford.....	2016-17
Hoggard, D.D. (CB) North Carolina State.....	1985-87
Holcomb, Kelly (QB) Middle Tennessee State.....	2001-04
Holden, Steve (WR) Arizona State.....	1973-76
Holdman, Warrick (LB) Texas A&M.....	2004
Holland, Darius (DT) Colorado.....	1999-00

Holland, Jamie (WR) Ohio State.....	1992
Holloway, Glen (G) North Texas State.....	1974
Holly, Daven (DB) Cincinnati.....	2006-08
Holmes, Earl (LB) Florida A&M.....	2002
Holmes, Tyrone (DL) Montana.....	2016-17
Holohan, Pete (TE) Notre Dame.....	1992
Holt, Harry (TE) Arizona.....	1983-86
Hooker, Fair (WR) Arizona State.....	1969-74
Hoover, Houston (G) Jackson State.....	1993
Hopkins, Thomas (T) Alabama A&M.....	1983
Horn, Alvin (DB) Nevada-Las Vegas.....	*1987
Horn, Don (QB) San Diego State.....	1973
Horvath, Les (RB) Ohio State.....	1949
Housler, Rob (TE) Florida Atlantic.....	2015
Houston, Jim (DE-LB) Ohio State.....	1960-72
Houston, Lin (G) Ohio State.....	1946-53
Howard, Sherman (RB) Nevada.....	1952-53
Howard, Tracy (DB) Miami (Fla.).....	2016
Howell, Mike (DB) Grambling.....	1965-72
Howton, Bill (WR) Rice.....	1959
Hoyer, Brian (QB) Michigan State.....	2013-14
Hubbard, Paul (WR) Wisconsin.....	#2008
Hughes III, John (DL) Cincinnati.....	2012-16
Hughlett, Charley (LS) Central Florida.....	#2014, 2015-17
Humble, Weldon (LB) Rice.....	1947-50
Hunt, Bob (RB) Heidelberg.....	1974
Hunter, Art (C) Notre Dame.....	1956-59
Hunter, Earnest (RB) Southeast Oklahoma State.....	1995
Hunter, Pete (DB) Virginia Union.....	2005
Hutchinson, Tom (WR) Kentucky.....	1963-65
Hutchison, Chuck (G) Ohio State.....	1973-75
Huther, Bruce (LB) New Hampshire.....	1981
Hybl, Nate (QB) Oklahoma.....	2003
Hyder, Gaylon (OL) Texas Christian.....	2001
Hynoski, Henry (RB) Temple.....	1975

I

Ikard, Gabe (OL) Oklahoma.....	#2015, #2016
Ilgenfritz, Mark (DE) Vanderbilt.....	1974
Ingram, Darryl (TE) California.....	1991
Irons, Gerald (LB) Maryland-Eastern Shore.....	1976-79
Irons, Paul (TE) Florida State.....	2005
Isaia, Sale (OL) UCLA.....	#1995
Isbell, Joe Bob (G) Houston.....	1966
Israel, Ron (DB) Notre Dame.....	2003
Ivey, Travis (DL) Maryland.....	2010

J

Jackson, Alfred (DB) San Diego State.....	1991-92
Jackson, Bill (S) North Carolina.....	1982
Jackson, Brandon (RB) Nebraska.....	#2011, 2012
Jackson, Corey (DL) Nevada.....	2003-04
Jackson, D'Qwell (LB) Maryland.....	2006-09, #2010, 2011-13
Jackson, Darius (RB) Eastern Michigan.....	#2016, #2017
Jackson, Enis (CB) Memphis State.....	*1987
Jackson, Frisman (WR) Western Illinois.....	2002-05
Jackson, James (RB) Miami (Fla.).....	2001-04
Jackson, Lenzie (WR) Arizona State.....	2000
Jackson, Michael (WR) Southern Mississippi.....	1991-95
Jackson, Raymond (DB) Colorado State.....	1999-01
Jackson, Rich (DE) Southern.....	1972
Jackson, Robert E. (G) Duke.....	1975-85
Jackson, Robert L. (LB) Texas A&M.....	1978-81
Jacobs, Benjamin (LB) Fresno State.....	2011
Jacobs, Dave (K) Syracuse.....	1981
Jacobs, Tim (CB) Delaware.....	1993-95
Jaeger, Jeff (K) Washington.....	1987
Jagade, Harry (RB) Indiana.....	1951-53
James, Lynn (WR) Arizona State.....	1991
James, Nathaniel (DB) Florida A&M.....	1968
James, Tommy (DB) Ohio State.....	1948-55
Jameson, Michael (S) Texas A&M.....	2002-04

Jefferson, Ben (T) Maryland.....	1990	King, Don (T) Kentucky.....	1954
Jefferson, John (WR) Arizona State.....	1985	King, Ed (OL) Auburn.....	1991-93
Jenkins, Al (G) Tulsa.....	1969-70	King, Eric (DB) Wake Forest.....	2010
Jennings, Chris (RB) Arizona.....	2009	King, Joe (DB) Oklahoma State.....	1991
Jennings, Darius (WR) Virginia.....	2015	Kingree, Rick (LB) Tulane.....	1971-72
Jennings, Brandon (DB) Texas A&M.....	#2001	Kirby, Terry (RB) Virginia.....	1999
Johnson, Bill (DL) Michigan State.....	1992-94	Kirk, Randy (LB) San Diego State.....	1991
Johnson, Cam (LB) Virginia.....	2015-16	Kirksey, Christian (LB) Iowa.....	2014-17
Johnson, Charles (WR) Grand Valley State.....	#2013	Kissell, John (T) Boston College.....	1950-52, 1954-56
Johnson, Doug (QB) Florida.....	#2005	Kitchen, Ishmaa'ily (DL) Kent State.....	2012-14
Johnson Jr., Duke (RB) Miami (Fla.).....	2015-17	Kizer, DeShone (QB) Notre Dame.....	2017
Johnson, Eddie (LB) Louisville.....	1981-90	Kolesar, Bob (G) Michigan.....	1946
Johnson, James-Michael (LB) Nevada.....	2012	Konz, Ken (DB) Louisiana State.....	1953-59
Johnson, Josh (QB) San Diego.....	2012	Kosar, Bernie (QB) Miami (Fla.).....	1985-93
Johnson, Kaleb (OL) Rutgers.....	#2015	Kosikowski, Frank (WR) Notre Dame.....	1948
Johnson, Kevin (WR) Syracuse.....	1999-03	Kovaleski, Mike (LB) Notre Dame.....	*1987
Johnson, Lawrence (DB) Wisconsin.....	1979-84	Kramer, Kyle (S) Bowling Green.....	1989
Johnson, Lee (P) Brigham Young.....	1987-88	Kreitling, Rich (WR) Illinois.....	1959-63
Johnson, Malcolm (FB) Mississippi State.....	2015-16	Krerowicz, Mark (G) Ohio State.....	#1985
Johnson, Mark (LB) Missouri.....	1977	Kruger, Paul (LB) Utah.....	2013-15
Johnson, Mike (LB) Virginia Tech.....	1986-93	Kuechenberg, Rudy (LB) Indiana.....	1970
Johnson, Mitch (T) UCLA.....	1971	Kuehl, Ryan (LS) Virginia.....	1999-02
Johnson, Pepper (LB) Ohio State.....	1993-95	Kyle, Jason (LB) Arizona State.....	1999
Johnson, Rod (OL) Florida State.....	#2017		
Johnson, Ron (RB) Michigan.....	1969	L	
Johnson, Tre' (OL) Temple.....	2001	Lacy, Bo (OL) Arkansas.....	#2004
Johnson, Walter (DT) California State (Los Angeles).....	1965-76	Lahr, Warren (DB) Western Reserve.....	1948-59
Joines, Vernon (WR) Maryland.....	1989-90	LaMontagne, Noel (OL) Virginia.....	2000
Jones, Bobby (WR) No College.....	1983	Landry, George (RB) Lamar.....	*1987
Jones, Dave (WR) Kansas State.....	1969-71	Lane, Gary (QB) Missouri.....	1966-67
Jones, Don (DB) Arkansas State.....	2015-16	Lang, Kenard (DE) Miami (Fla.).....	2002-05
Jones, Dub (HB/WR) Tulane.....	1948-55	Langham, Antonio (CB) Alabama.....	1994-95, 1999
Jones, Edgar (RB) Pittsburgh.....	1946-49	Langhorne, Reggie (WR) Elizabeth City State.....	1985-91
Jones, George (RB) San Diego State.....	1999	Lanning, Spencer (P) South Carolina.....	2013-14
Jones, Homer (WR) Texas Southern.....	1970	Lauter, Steve (S) San Diego State.....	*1987
Jones, James (DL) Northern Iowa.....	1991-94	Lauvao, Shawn (OL) Arizona State.....	2010-13
Jones, Jock (LB) Virginia Tech.....	1990-91	Lavelli, Dante (WR) Ohio State.....	1946-56
Jones, Joe (DE) Tennessee State.....	1970-71, 1973, 1975-78	Lawson, Gerard (DB) Oregon State.....	2008-09
Jones, Keith (RB) Nebraska.....	1989	Lawrence-Stample, Nile (DL) Florida State.....	#2016
Jones, Kirk (RB) Nevada-Las Vegas.....	*1987	Ledford, Dwayne (OL) East Carolina.....	#2005
Jones, Lenoy (LB) Texas Christian.....	1999-02	Lee, Andy (P) Pittsburgh.....	2015
Jones, Marlon (DE) Central State.....	1987-89	Lee, Barry (C) Grambling.....	*1987
Jones, Ricky (LB) Tuskegee.....	1977-79	Lee, Marcus (RB) Syracuse.....	1994
Jones, Sean (DB) Georgia.....	2005-08	Lefear, Billy (WR) Henderson State.....	1972-75
Jones, Selwyn (DB) Colorado State.....	1993, #1994	Lehan, Michael (DB) Minnesota.....	2003-05
Jones, Tony (OT) Western Carolina.....	1988-95	Leigh, Charles (RB) No College.....	1968-69
Jordan, Henry (DT) Virginia.....	1957-58	Lemonier, Corey (DB) Auburn.....	2016
Jordan, Homer (QB) Clemson.....	*1987	Lengel, Matt (TE) Kentucky.....	2017
Jordan, Mike (DB) Missouri Western State.....	2017	Leonard, Louis (DE) Fresno State.....	2007-08
Junkin, Mike (LB) Duke.....	1987-88	Leonhard, Jim (DB) Wisconsin.....	2014
Jurevicius, Joe (WR) Penn State.....	2006-08	Leslie, Jordan (WR) Brigham Young.....	2017
Jurkovic, John (DT) Eastern Illinois.....	1999	LeVeck, Jack (LB) Ohio University.....	1975
K		Lewis, Cliff (QB) Duke.....	1946-51
Kafentzis, Mark (S) Hawaii.....	1982	Lewis, Darryl (TE) Texas-Arlington.....	1984
Kanicki, Jim (DT) Michigan State.....	1963-69	Lewis, Dion (RB) Pittsburgh.....	#2013
Kapter, Alex (G) Northwestern.....	1946-47	Lewis, Jamal (RB) Tennessee.....	2007-09
Katolin, Mike (C) San Jose State.....	*1987	Lewis, Leo (PR) Missouri.....	1990
Kauric, Jerry (K) Kennedy Collegiate.....	1990	Lewis, Patrick (OL) Texas A&M.....	#2013
Kellermann, Ernie (DB) Miami (Ohio).....	1966-71	Lewis, Stan (DE) Wayne State (Neb.).....	1975
Kelley, Chris (TE) Akron.....	*1987	Lewis, Thaddeus (QB) Duke.....	#2011, 2012
Kelley, Ethan (DL) Baylor.....	2005-07	Lilja, George (G-T) Michigan.....	1984-86
Kelly, Leroy (RB) Morgan State.....	1964-73	Linden, Errol (T) Houston.....	1961
Kemp, Perry (WR) California (Pa.).....	*1987	Lindsay, Everett (OL) Mississippi.....	2000
Kessler, Cody (QB) Southern California.....	2016-17	Lindsey, Dale (LB) Western Kentucky.....	1965-72
Keyes, Josh (LB) Boston College.....	2017	Lingenfeiter, Bob (T) Nebraska.....	1977
Killings, Cedric (DT) Carson-Newman.....	#2001	Lingmerth, Goran (K) Northern Arizona.....	*1987
Kinard, Billy (DB) Mississippi.....	1956	Little, Earl (DB) Miami (Fla.).....	1999-04
Kinchen, Brian (TE) Louisiana State.....	1991-95	Little, Greg (WR) North Carolina.....	2011-13
Kinred, Derrick (DB) Texas Christian.....	2016-17	Littleton, Jody (LS) Baylor.....	2005
King, Andre (WR) Miami (Fla.).....	2001-04	Lloyd, Dave (LB) Georgia.....	1959-61
King, Deon (LB) Norfolk State.....	2017	Logan, Dave (WR) Colorado.....	1976-83
		Logan, Ernie (DL) East Carolina.....	1991-93

London, Tom (DB) North Carolina State.....	1978
Long, Mel (LB) Toledo.....	1972-74
Loomis, Ace (RB) LaCrosse State.....	1952
Louis, Ricardo (WR) Auburn.....	2016-17
Lucci, Mike (LB) Tennessee.....	1962-64
Luck, Terry (QB) Nebraska.....	1977
Lund, Bill (RB) Case Tech.....	1946-47
Lyle, Rick (DE) Missouri.....	1994, #1995
Lyons, Robert (S) Akron.....	1989

M

Maceau, Mel (C) Marquette.....	1946-48
Macerelli, John (G) St. Vincent.....	1956
Mack, Alex (C) California.....	2009-15
Mack, Kevin (RB) Clemson.....	1985-93
Maddox, Nick (RB) Florida State.....	2003
Madison, Anthony (DB) Alabama.....	2009
Madsen, John (TE) Utah.....	2008
Magee, Brandon (LB) Arizona State.....	2013
Maiava, Kaluka (LB) Southern California.....	2009-12
Majors, Bobby (DB) Tennessee.....	1972
Malbrough, Anthony (DB) Texas Tech.....	2000
Malone, Ralph (DE) Georgia Tech.....	1986
Manoa, Tim (FB) Penn State.....	1987-89
Manziel, Johnny (QB) Texas A&M.....	2014-15
Marangi, Gary (QB) Boston College.....	#1977
Marecic, Owen (FB) Stanford.....	2011-12
Marshall, Dave (LB) Eastern Michigan.....	1984
Marshall, Jim (DE) Ohio State.....	1960
Martin, Eric (LB) Nebraska.....	2013-14
Martin, Jamie (QB) Weber State.....	#1999
Martin, Jim (DT) Notre Dame.....	1950
Martin, Marcus (OL) Southern California.....	#2017
Mason, Larry (RB) Troy State.....	*1987
Massaquoi, Mohamed (WR) Georgia.....	2009-12
Massey, Carlton (DE) Texas.....	1954-56
Matheson, Bob (LB) Duke.....	1967-70
Matthews, Clay (LB) Southern California.....	1978-93
Matua, Fred (OG) Southern California.....	#2006
Maynard, Brad (P) Ball State.....	2011
Mayne, Lewis (RB) Texas.....	1947
Mays, Dave (QB) Texas Southern.....	1976-77
McCade, Mike (WR) Nevada-Las Vegas.....	*1987
McCants, Matt (OL) UAB.....	#2017
McCardell, Keenan (WR) Nevada-Las Vegas.....	1992-95
McClung, Willie (DT) Florida A&M.....	1958-59
McCormack, Hurvin (DL) Indiana.....	1999
McCormack, Mike (T) Kansas.....	1954-62
McCourty, Jason (DB) Rutgers.....	2017
McCown, Josh (QB) Sam Houston State.....	2015-16
McCown, Luke (QB) Louisiana Tech.....	2004
McCoy, Colt (QB) Texas.....	2010-12
McCusker, Jim (DE) Ohio State.....	1963
McCutcheon, Daylon (CB) Southern California.....	1999-05
McDaniel, Jacobbi (DL) Florida State.....	2014
McDonald, Andrew (OL) Indiana.....	#2014
McDonald, Brandon (DB) Memphis.....	2007-09
McDonald, Nick (OL) Grand Valley State.....	2014
McDonald, Paul (QB) Southern California.....	1980-85
McDonald, Tommy (WR) Oklahoma.....	1968
McFadden, Leon (DB) San Diego State.....	2013
McGill, T.Y. (DL) North Carolina State.....	2017
McGahee, Willis (RB) Miami (Fla.).....	2013
McGee, Richmond (P) Texas.....	2011
McGinest, Willie (LB) Southern California.....	2006-08
McGonnigal, Bruce (TE) Virginia.....	1991
McIntyre, Corey (FB) West Virginia.....	2005
McKay, Bob (T) Texas.....	1970-75
McKenzie, Keith (DE) Ball State.....	2000-01
McKenzie, Rich (DE) Penn State.....	1995
McKinley, Alvin (DL) Mississippi State.....	2001-06
McKinney, Jeremy (T) Iowa.....	#1999, 2001

McKinney, Seth (OL) Texas A&M.....	2007-08
McKinnis, Hugh (RB) Arizona State.....	1973-75
McLemore, Tom (TE) Southern.....	1993-94
McLeod, Kevin (FB) Auburn.....	2003
McMahon, Jim (QB) Brigham Young.....	#1995
McMillan, David (LB) Kansas.....	2005-07
McMillan, Erik (S) Missouri.....	1993
McNeil, Clifton (WR) Grambling.....	1964-67
McNeil, Gerald (WR/KR) Baylor.....	1986-89
McNeil, Ryan (CB) Miami (Fla.).....	1999
McQuistan, Paul (OL) Weber State.....	#2010, 2014
McTyler, Tim (S) Brigham Young.....	1999
Meder, Jamie (DL) Ashland.....	2014-17
Memmelaar, Dale (G) Wyoming.....	1964-65
Mercier, Richard (OL) Miami (Fla.).....	2001
Metcalf, Eric (RB) Texas.....	1989-94
Meylan, Wayne (LB) Nebraska.....	1968-69
Michaels, Walt (LB) Washington & Lee.....	1952-61
Mickens, Ray (DB) Texas A&M.....	2005
Middleton, Ron (TE) Auburn.....	1989
Miller, Arnold (DL) Louisiana State.....	1999-00
Miller, Billy (TE) Southern California.....	2005
Miller, Cleo (RB) Arkansas AM&N.....	1975-82
Miller, Darrian (OL) Kentucky.....	2015
Miller, Jamir (LB) UCLA.....	1999-01
Miller, Mark (QB) Bowling Green.....	1978-79
Miller, Matt (T) Colorado.....	1979-82
Miller, Nick (LB) Arkansas.....	1987
Miller, Prince (DB) Georgia.....	2012
Miller, Ryan (OL) Colorado.....	2012
Miller, Willie (WR) Colorado State.....	1975-76
Milstead, Rod (G) Delaware State.....	#1993
Milton, Keavon (TE) Louisiana-Monroe.....	2013
Mingo, Barkevious (LB) Louisiana State.....	2013-15
Minnear, Randy (RB) Purdue.....	1970
Minnifield, Frank (CB) Louisville.....	1984-92
Minter, Barry (LB) Tulsa.....	2001
Mitchell, Alvin (DB) Morgan State.....	1968-69
Mitchell, Bobby (RB) Illinois.....	1958-61
Mitchell, Carlton (WR) South Florida.....	2010-11
Mitchell, Jayme (DL) Mississippi.....	#2010, 2011
Mitchell, Mack (DE) Houston.....	1975-78
Modzelewski, Dick (DT) Maryland.....	1964-66
Modzelewski, Ed (RB) Maryland.....	1955-59
Mohring, John (LB) C.W. Post.....	1980
Monroe, Rod (TE) Cincinnati.....	2001
Montgomery, Cleotha (KR) Abilene Christian.....	1981
Moog, Aaron (DE) Nevada-Las Vegas.....	*1987
Moore, Eric (OL) Indiana.....	1995
Moore, Evan (TE) Stanford.....	2009-11
Moore, Marlon (WR) Fresno State.....	2014-15
Moore, Marty (LB) Kentucky.....	2000
Moore, Stevon (DB) Mississippi.....	1992-95
Moreland, Earthwind (DB) Georgia Southern.....	2001
Moreland, Jake (TE) Western Michigan.....	2001
Morgan, Quincy (WR) Kansas State.....	2001-04
Moriarty, Pat (RB) Georgia Tech.....	1979
Morin, Milt (TE) Massachusetts.....	1966-75
Morris, Chris (T) Indiana.....	1972-73
Morris, Joe (RB) Syracuse.....	1991
Morris, Mike (C) Northeast Mississippi State.....	1990
Morrison, Fred (RB) Ohio State.....	1954-56
Morrison, Reece (RB) Southwest Texas State.....	1968-72
Morrow, Alvin (TE) No College.....	#2001
Morrow, John (C) Michigan.....	1960-66
Morze, Frank (C) Boston College.....	1962-63
Moseley, Mark (K) Stephen F. Austin.....	1986
Moselle, Dom (RB) Superior (Wisconsin) State College.....	1950
Mosley, C.J. (DL) Missouri.....	2009
Mosley, Kendrick (WR) Western Michigan.....	2006
Mostardi, Richard (DB) Kent State.....	1960
Mostert, Raheem (RB) Perdue.....	2015

Moten, Adrian (LB) Maryland.....	2012
Motley, Marion (RB) Nevada.....	1946-53
Murphy, Fred (WR) Georgia Tech.....	1960
Murray, Pat (K) Fordham.....	2016
Mustafaa, Najee (CB) Georgia Tech.....	1993
Mustard, Chad (TE) North Dakota.....	2003-04
Myers, Michael (DL) Alabama.....	2003-04
Myles, Toby (OL) Jackson State.....	2001

N

Nacua, Kai (DB) Brigham Young.....	2017
Nagler, Gern (WR) Santa Clara.....	1960-61
Nassib, Carl (DL) Penn State.....	2016-17
Nave, Stevan (LB) Kansas.....	*1987
Neal, Rajion (RB) Tennessee.....	*2016
Nelsen, Bill (QB) Southern California.....	1968-72
Nelson, Robert (DB) Arizona State.....	2014
Neujahr, Quentin (OL) Kansas State.....	*1995
Newman, Patrick (WR) San Diego State.....	1994
Newsome, Ozzie (TE) Alabama.....	1978-90
Newsome, Vince (DB) Washington.....	1991-92
Nicolas, Scott (LB) Miami (Fla.).....	1982-86
Ninowski, Jim (QB) Michigan State.....	1958-59, 1962-66
Nix, John (DL) Southern Mississippi.....	*2003
Njoku, David (TE) Miami (Fla.).....	2017
Noll, Chuck (G-LB) Dayton.....	1953-59
Northcutt, Dennis (WR) Arizona.....	2000-06
Norwood, Jordan (WR) Penn State.....	*2010, 2011-12
Nugent, Terry (QB) Colorado State.....	*1984
Nutting, Ed (DT) Georgia Tech.....	1961

O

O'Brien, Francis (T) Michigan State.....	1959
O'Connell, Tom (QB) Illinois.....	1956-57
O'Connor, Bill (DE) Notre Dame.....	1949
O'Hara, Shaun (OL) Rutgers.....	2000-03
Oben, Roman (OT) Louisville.....	2000-01
Octavian, Steve (LB) Nebraska.....	2010
Oden, McDonald (TE) Tennessee State.....	1980-82
Odum, Clifton (LB) Texas-Arlington.....	1980
Ogbah, Emmanuel (DL/LB) Oklahoma.....	2016-17
Ogbonnaya, Chris (RB) Texas.....	2011-13
Ogle, Kendall (LB) Maryland.....	1999
Ogunjobi, Larry (DL) Charlotte.....	2017
Oliphant, Mike (RB) Puget Sound.....	1989-91
Oliver, Bob (DE) Abilene Christian.....	1969
Orchard, Nate (LB) Utah.....	2015-17
Orr, Shantee (LB) Michigan.....	2008
Oristaglio, Bob (DE) Pennsylvania.....	1951
Osborne, Scot (OL) William & Mary.....	*2003
Oshinowo, Babatunde (DL) Stanford.....	2006
Osika, Craig (OL) Indiana.....	2003-04
Owens, Chris (DB) San Jose State.....	2013
Owens, John (TE) Notre Dame.....	*2005

P

Paea, Stephen (DL) Oregon State.....	2016
Pagel, Mike (QB) Arizona State.....	1986-90
Painter, Vinston (OL) Virginia Tech.....	2014
Palelei, Lonnie (OL) Nevada-Las Vegas.....	*1995
Palmer, Derrell (DT) Texas Christian.....	1949-53
Palmer, Randy (TE) Texas A&M (Kingsville).....	1999
Palumbo, Sam (LB) Notre Dame.....	1955-56
Parilli, Vito (QB) Kentucky.....	1956
Parks, Dennis (WR) Rice.....	*2016
Parker, Frank (DT) Oklahoma State.....	1962-64, 1966-67
Parker, Jerry (LB) Central State.....	*1987
Parker, Juqua (DL) Oklahoma State.....	2012
Parker, J'Vonnie (DL) Rutgers.....	2005-06
Parkey, Cody (K) Auburn.....	2016
Parris, Gary (TE) Florida State.....	1975-78
Parrish, Bernie (DB) Florida.....	1959-66
Parseghian, Ara (RB) Miami (Ohio).....	1948-49

Pashos, Tony (OL) Illinois.....	2010-11
Pasztor, Austin (OL) Virginia.....	2015-16
Patrick, Allen (RB) Oklahoma.....	*2008
Patten, David (WR) Western Carolina.....	2000
Patten, Joel (T) Duke.....	1980
Patterson, Dimitri (DB) Tuskegee.....	2011-12
Paul, Don (DB) Washington State.....	1954-58
Payton, Eddie (KR) Jackson State.....	1977
Payton, Jordan (WR) UCLA.....	2016
Paxson, Scott (DL) Penn State.....	2011
Pearson, Kalvin (DB) Grambling.....	2002
Pederson, Doug (QB) Northeast Louisiana.....	2000
Peebles, Danny (WR) North Carolina State.....	1991
Peek, Antwan (LB) Cincinnati.....	2007-08
Peerman, Cedric (RB) Virginia.....	*2009
Pena, Bob (G) Massachusetts.....	1972
Peppers, Jabrill (DB) Michigan.....	2017
Perini, Pete (RB) Ohio State.....	1955
Perkins, Antonio (DB) Oklahoma.....	2005-06
Perry, Jerome (DB) Eastern Michigan.....	2006
Perry, Michael Dean (DT) Clemson.....	1988-94
Perry, Rod (CB) Colorado.....	1983-84
Peters, Floyd (DT) San Francisco State.....	1959-62
Peters, Tony (DB) Oklahoma.....	1975-78
Petersen, Ted (T) Eastern Illinois.....	1984
Petitbon, John (DB) Notre Dame.....	1955-56
Phelps, Don (RB) Kentucky.....	1950-51
Phenix, Perry (DB) Southern Mississippi.....	*2001
Philcox, Todd (QB) Syracuse.....	1991-93
Philip, Marvin (OL) California.....	*2007
Phipps, Mike (QB) Purdue.....	1970-76
Pierce, Calvin (FB) Eastern Illinois.....	*1987
Pierce, Stephen (WR) Illinois.....	*1987
Pietrosante, Nick (RB) Notre Dame.....	1966-67
Pike, Chris (DL) Tulsa.....	1989-90
Pinkston, Jason (OL) Pittsburgh.....	2011-13
Piscitelli, Sabby (DB) Oregon State.....	2010
Piskor, Ray (T) Niagara.....	1947
Pitts, Frank (WR) Southern.....	1971-73
Pitts, John (DB) Arizona State.....	1975
Pizzo, Joe (QB) Mars Hill.....	*1987
Player, Scott (P) Florida State.....	2007
Pleasant, Anthony (DE) Tennessee State.....	1990-95
Plum, Milt (QB) Penn State.....	1957-61
Polley, Tom (LB) Nevada-Las Vegas.....	*1987
Ponbriand, Ryan (LS) Rice.....	2003-11
Pool, Brodney (DB) Oklahoma.....	2005-09
Poole, Larry (RB) Kent State.....	1975-77
Pope, Marquez (S) Fresno State.....	1999
Porter, Reggie (DB) Utah.....	2017
Posey, Julian (DB) Ohio University.....	2013
Poteat, Hank (DB) Pittsburgh.....	2009
Pough, Keith (LB) Howard.....	2014
Powell, Craig (LB) Ohio State.....	1995
Powell, Preston (RB) Grambling.....	1961
Powell, Ronnie (WR) Northwestern State.....	1999
Powers, Ricky (RB) Michigan.....	1995
Poyer, Jordan (DB) Oregon State.....	2013-16
Prentice, Travis (RB) Miami (Ohio).....	2000
Prestel, Jim (T) Idaho.....	1960
Pritchett, Billy (RB) West Texas State.....	1975
Pruitt, Greg (RB) Oklahoma.....	1973-81
Pruitt, Mike (RB) Purdue.....	1976-84
Pryor Sr., Terrelle (WR) Ohio State.....	2015-16
Ptacek, Bob (QB) Michigan.....	1959
Pucci, Ben (DT) No College.....	1948
Pucillo, Mike (OL) Auburn.....	2005
Pupua, Tau (DT) Weber State.....	*1995
Putnam, Duane (G) College of the Pacific.....	1961
Puzzuoli, Dave (NT) Pittsburgh.....	1983-87
Pyne, Jim (G) Virginia Tech.....	1999-00

Q	
Quaye, Ko (DL) South Dakota	#2010
Quinlan, Bill (DE) Michigan State	1957-58
Quinlan, Voiney (RB) San Diego State	1956
Quinn, Brady (QB) Notre Dame	2007-09

R	
Raimey, Dave (DB) Michigan	1964
Rainer, Wali (LB) Virginia	1999-01
Rainey, Bobby (WR) Western Kentucky	2013
Rakoczy, Gregg (OL) Miami (Fla.)	1987-90
Ratliff, Brett (QB) Utah	#2009, #2010
Ratterman, George (QB) Notre Dame	1952-56
Rechichar, Bert (DB) Tennessee	1952
Redden, Barry (RB) Richmond	1989-90
Reeves, Ken (OL) Texas A&M	1990
Reeves, Walter (TE) Auburn	1994-95
Rehberg, Scott (OL) Central Michigan	1999
Reiter, Austin (OL) South Florida	2016-17
Renfro, Ray (WR) North Texas State	1952-63
Reynolds, Billy (RB) Pittsburgh	1953-54, 1957
Reynolds, Chuck (C) Tulsa	1969-70
Reynolds II, Ed (DL) Stanford	2016
Rhett, Errict (RB) Florida	2000
Rhyme, Jerry (QB) Tulsa	1969
Rich, Randy (DB) New Mexico	1978-79
Richardson, Daryl (RB) Abilene Christian	#2015
Richardson, Earnest (TE) Jackson State	1974
Richardson, Gloster (WR) Jackson State	1972-74
Richardson, Kyle (P) Arkansas State	2005
Richardson, Trent (RB) Alabama	2012-13
Riddick, Louis (DB) Pittsburgh	1993-95
Rideau, Brandon (WR) Kansas	#2005
Rienstra, John (OL) Temple	1991-92
Righetti, Joe (DT) Waynesburg	1969-70
Risien, Cody (T) Texas A&M	1979-83, 1985-89
Rison, Andre (WR) Michigan State	1995
Roan, Oscar (TE) Southern Methodist	1975-78
Roberson, Derrick (DB) Rutgers	2010
Roberts, Walter (WR) San Jose State	1964-66
Robertson, Craig (LB) North Texas	2012-15
Robinson, Billy (DB) Arizona State	*1987
Robinson, DeJuan (DB) Northern Arizona	*1987
Robinson, Derreck (DL) Iowa	2009-10
Robinson, Fred (G) Washington	1957
Robinson, Gerell (TE) Arizona State	#2014
Robinson, Mike (DE) Arizona	1981-82
Robinson, Ramzee (DB) Arizona	2009
Robiskie, Brian (WR) Ohio State	2009-11
Rockins, Chris (S) Oklahoma State	1984-87
Rogers, Don (S) UCLA	1984-85
Rogers, Shaun (DL) Texas	2008-10
Rogers, Tyrone (DL) Alabama State	1999-04
Rokisky, John (DE) Duquesne	1946
Roman, Nick (DE) Ohio State	1972-74
Romaniszym, Jim (LB) Edinboro State	1973-74
Rose, Ken (LB) Nevada-Las Vegas	1990
Roth, Matt (LB) Iowa	2009-10
Rouson, Lee (RB) Colorado	1991
Rowe, Patrick (WR) San Diego State	1993
Rowell, Eugene (WR) Southern Mississippi	1990
Royal, Robert (TE) Louisiana State	2009-10
Roye, Orpheus (DL) Florida State	2000-07
Rubin, Ahtyba (DL) Iowa State	2008-14
Rucker, Martin (TE) Missouri	2008, #2009
Rucker, Frostee (DL) Southern California	2012
Rucker, Reggie (WR) Boston University	1975-81
Rudd, Dwayne (LB) Alabama	2001-02
Ruff, Orlando (LB) Furman	2005
Ruhman, Chris (OL) Texas A&M	1999
Runager, Max (P) South Carolina	1988
Rusinek, Mike (NT) California	*1987

Russell, Brian (DB) San Diego State	2005-06
Ryan, Frank (QB) Rice	1962-68
Rymkus, Lou (T) Notre Dame	1946-51
Rypien, Mark (QB) Washington State	1994

S	
Saban, Lou (LB) Indiana	1946-49
Sabatino, Bill (DT) Colorado	1968
Sagapolutele, Pio (DL) Hawaii	1991-95
Salaam, Rashaan (RB) Colorado	1999
Saleh, Tarek (LB/FB) Wisconsin	1999-01
Sanders, Darnell (TE) Ohio State	2002-03
Sanders, Lewis (DB) Maryland	2000-04
Sanders, Steve (WR) Bowling Green	2008
Sandusky, John (T) Villanova	1950-55
Sanford, Brian (DL) Temple	#2010, 2011-13
Sanford, Lucius (LB) Georgia Tech	1987
Santiago, O.J. (TE) Kent State	#2000, 2001
Saunders, De'Ante (DB) Tennessee State	2015
Scales, Charley (RB) Indiana	1962-65
Scarry, Mike (C) Waynesburg	1946-47
Schaefering, Brian (DL) Lindenwood	2009-11
Schafraath, Dick (G-T) Ohio State	1959-71
Schobert, Joe (LB) Wisconsin	2016-17
Schoen, Tom (DB) Notre Dame	1970
Schultz, Randy (RB) State College (Iowa)	1966
Schwartz, Mitchell (OL) California	2012-15
Schwenk, Bud (QB) Washington	1946
Scott, Bo (RB) Ohio State	1969-74
Scott, Cedric (DE) Southern Mississippi	2002
Scott, Clarence (DB) Kansas State	1971-83
Sczurek, Stan (LB) Purdue	1963-65
Seifert, Mike (DE) Wisconsin	1974
Selawski, Gene (T) Purdue	1960
Sellers, Mike (HB) Walla Walla C.C.	2001
Sensanbaugher, Dean (RB) Ohio State	1948
Seymour, Ryan (OL) Vanderbilt	2014
Shaffer, Kevin (OT) Tulsa	2006-08
Sharkey, Ed (G) Nevada	1952
Shavers, Tyrone (WR) Lamar	1991
Shaw, Connor (QB) South Carolina	2014, #2015
Shaw, Jarrod (OL) Tennessee	#2012
Shaw, Sedrick (RB) Iowa	1999
Shea, Aaron (TE) Michigan	2000-05
Sheard, Jabaal (DL/LB) Pittsburgh	2011-14
Shelton, Danny (DL) Washington	2015-17
Shelton, L.J. (OL) Eastern Michigan	2005
Shepherd, Leslie (WR) Temple	1999
Sheppard, Henry (G-T) Southern Methodist	1976-81
Sheriff, Stan (G) California Poly	1957
Sherk, Jerry (DT) Oklahoma State	1970-81
Shiner, Dick (QB) Maryland	1967
Shoals, Roger (T) Maryland	1963-64
Shofner, Jim (DB) Texas Christian	1958-63
Shorter, Jim (DB) Detroit	1962-63
Shula, Don (DB) John Carroll	1951-52
Shurnas, Marshall (WR) Missouri	1947
Sikich, Mike (G) Northwestern	1971
Sikora, Robert (T) Indiana	#1984
Simmons, Tony (WR) Wisconsin	2001
Simonetti, Len (DT) Tennessee	1946-48
Sims, Darryl (DE) Wisconsin	*1987-88
Sims, Mickey (DT) South Carolina State	1977-79
Sipe, Brian (QB) San Diego State	1974-83
Skibinski, Joe (G) Purdue	1952
Skrine, Buster (DB) UT-Chattanooga	2011-14
Slaughter, Webster (WR) San Diego State	1986-91
Slayden, Steve (QB) Duke	#1988
Small, Kiero (FB) Arkansas	2014
Smelley, Brad (TE) Alabama	2012
Smith, Alex (TE) Stanford	2010-12
Smith, Andre (TE) Virginia Tech	2013

Smith, Armond (RB) Union College.....	2011
Smith, Bob (LB) Nebraska.....	1955-56
Smith, Brian (LB) Notre Dame.....	2011
Smith, C.J. (DB) North Dakota State.....	2017
Smith, Clifton (LB) Syracuse.....	2006
Smith, Clifton (RB) Fresno State.....	2010
Smith, Daryle (OT) Tennessee.....	1989
Smith, DeAngelo (DB) Cincinnati.....	#2009
Smith, Derron (DB) Fresno State.....	2017
Smith, Gaylon (RB) Southwestern.....	1946
Smith, Irv (TE) Notre Dame.....	1999
Smith, Jim Ray (G) Baylor.....	1956-62
Smith, John (WR) Tennessee State.....	1979
Smith, Ken (TE) New Mexico.....	1973
Smith, Mark (DL) Auburn.....	2001-02
Smith, Marquis (S) California.....	1999-01
Smith, Ralph (TE) Mississippi.....	1965-68
Smith, Rico (WR) Colorado.....	1992-95
Smith, Rob (OL) Tennessee.....	2006
Smith, Robaire (DE) Michigan State.....	2007-10
Smith, Rodney (WR) Florida State.....	2014
Smith, Shaun (DL) South Carolina.....	2007-08
Smith, Terrelle (FB) Arizona State.....	2004-06
Snellings, Paul (OL) Georgia.....	#2000
Snidow, Ron (DE) Oregon.....	1968-72
Solomon, Scott (LB) Rice.....	2014-15
Sorensen, Nick (DL) Virginia Tech.....	2007-10
Sowell, Isaac (OL) Indiana.....	2006, #2007, 2008
Sparenberg, Dave (G) Western Ontario.....	*1987
Spears, Quinton (LB) Prairie View A&M.....	2011
Speedie, Mac (WR) Utah.....	1946-52
Speegle, Nick (LB) New Mexico State.....	2005-06
Speer, Del (S) Florida.....	1993-94
Spencer, Joe (DT) Oklahoma State.....	1949
Spires, Greg (DL) Florida State.....	2001
Spriggs, Marcus (DL) Troy State.....	1999-00, #2001
St. Clair, John (OL) Virginia.....	2009-10
St. Clair, Mike (DE) Grambling.....	1976-79
Stallworth, Donte (WR) Tennessee.....	2008, #2009
Stamer, Josh (LB) South Dakota.....	2009
Stams, Frank (LB) Notre Dame.....	1992-95
Stanfield, Harold (TE) West Virginia Tech.....	*1987
Starks, Randy (DL) Maryland.....	2015
Staroba, Paul (WR) Michigan.....	1972
Steinbach, Eric (OL) Iowa.....	2007-10, #2011
Steinbrunner, Don (DE) Washington State.....	1953
Stephens, Emmanuel (DL) Mississippi.....	2011-12
Stephens, Larry (DT) Texas.....	1960-61
Step toe, Syndric (WR) Arizona.....	2008-09
Steuber, Bob (RB) Missouri.....	1946
Stevenson, Rickey (CB) Arizona.....	1970
Stewart, Andrew (DE) Cincinnati.....	1989
Stewart, Matt (LB) Vanderbilt.....	2005-06
Stienke, Jim (DB) Southwest Texas State.....	1973
Stokes, Barry (OL) Eastern Michigan.....	2002-03
Stoutmire, Omar (DB) Fresno State.....	#1999
Stover, Matt (K) Louisiana State.....	1991-95
Stracka, Tim (TE) Wisconsin.....	1983-84
Strock, Don (QB) Virginia Tech.....	1988
Stuckey, Chansi (WR) Clemson.....	2009-10
Suggs, Lee (RB) Virginia Tech.....	2003-05
Sullivan, Dave (WR) Virginia.....	1973-74
Sullivan, Gerry (T-C) Illinois.....	1974-81
Sullivan, Tom (RB) Miami (Fla.).....	1978
Summers, Fred (DB) Wake Forest.....	1969-71
Sumner, Walt (DB) Florida State.....	1969-74
Sustersic, Ed (RB) Findlay.....	1949
Sutter, Ed (LB) Northwestern.....	1993-95
Swann, George (RB) Miami (Ohio).....	*1987
Sykes, Terrance (OL) Louisiana Tech.....	#2001

T

Taffoni, Joe (T) Tennessee-Martin.....	1967-70
Talley, John (TE) West Virginia.....	1990-91
Tamm, Ralph (G) West Chester State.....	1990-91
Tanney, Alex (QB) Monmouth.....	#2013
Tate, Ben (RB) Auburn.....	2014
Taseff, Carl (DB) John Carroll.....	1951
Taylor, Ben (LB) Virginia Tech.....	2002-05
Taylor, Jamar (DB) Boise State.....	2016-17
Taylor, Phil (DL) Baylor.....	2011-14
Taylor, Ryan (TE) North Carolina.....	2014
Taylor, Terry (CB) Southern Illinois.....	1992-93
Teets, Dick (LB) Wisconsin.....	*1987
Teifke, Mike (C) Akron.....	*1987
Telfer, Randall (TE) Southern California.....	#2015, 2016-17
Tennell, Derek (TE) UCLA.....	*1987-89
Terlep, George (QB) Notre Dame.....	1948
Terrell, Ray (RB) Mississippi.....	1946-47
Testaverde, Vinny (QB) Miami (Fla.).....	1993-95
Thaxton, Jim (TE) Tennessee State.....	1974
Thierry, John (LB-DE) Alcorn State.....	1999
Thigpen, Tyler (QB) Coastal Carolina.....	#2014
Thomas, Antonio (DL) Miami (Fla.).....	2008
Thomas, Joe (OT) Wisconsin.....	2007-17
Thomas, Johnny (CB) Baylor.....	1995
Thome, Chris (OL) Minnesota.....	1991-92
Thompson, Bennie (DB) Grambling.....	1994-95
Thompson, Chaun (DB) West Texas A&M.....	2003-07
Thompson, Kevin (QB) Penn State.....	2000, #2002
Thompson, Mike (DT) Wisconsin.....	1999-00
Thompson, Tommy (LB) William & Mary.....	1949-53
Thornton, John (DL) Cincinnati.....	1991
Tidmore, Sam (LB) Ohio State.....	1962-63
Tierney, Leo (C) Georgia Tech.....	1978
Tillman, Lawyer (WR) Auburn.....	1989, 1992-93
Tinsley, Keith (WR) Pittsburgh.....	*1987
Tomczak, Mike (QB) Ohio State.....	1992
Trautwein, Phil (OL) Florida.....	#2009
Treggs, Bryce (WR) California.....	2017
Tretter, JC (OL) Cornell.....	2017
Tripp, Kiante (OL) Georgia.....	2011
Trucano, Rick (DB-QB) Pittsburgh.....	1981-83
Trufant, Isaiah (DB) Eastern Washington.....	#2014
Trusnik, Jason (LB) Ohio Northern.....	2009-10
Tucker, Ryan (OT) Texas Christian.....	2002-09
Tucker, Travis (TE) Southern Connecticut State.....	1985-87
Tupa, Tom (QB-P) Ohio State.....	#1993, 1994-95
Turbin, Robert (RB) Utah State.....	2015
Turnbow, Jesse (DT) Tennessee.....	1978
Turner, Eric (S) UCLA.....	1991-95
Turner, Kevin (LB) Pacific.....	1982
Tyms, Brian (WR) Florida A&M.....	2013

U

Ulinski, Ed (G) Marshall.....	1946-49
Unck, Mason (LB) Arizona State.....	2003-06
Upshaw, Marvin (DE) Trinity.....	1968-69

V

Vallos, Steve (OL) Wake Forest.....	2010-11
Van Dyke, Ralph (T) Southern Illinois.....	*1987
Van Pelt, Brad (LB) Michigan State.....	1986
Vardell, Tommy (RB) Stanford.....	1992-95
Veikune, David (LB) Hawaii.....	2009
Ventrone, Ray (DB) Villanova.....	2009-12
Verba, Ross (OL) Iowa.....	2001-02, 2004
Verser, David (WR) Kansas.....	*1987
Vickers, Lawrence (FB) Colorado.....	2006-10
Vitale, Danny (FB) Northwestern.....	2016-17

W	
Wade, Trevin (DB) Arizona.....	2012
Wagner, Bryan (P) Cal-State Northridge.....	1989-90
Walters, Van (LB) Indiana.....	1988-91
Walker, Dwight (RB-WR) Nicholls State.....	1982-84
Wallace, Calvin (DE) West Virginia Tech.....	*1987
Wallace, Martin (OL) Temple.....	2013
Wallace, Seneca (QB) Iowa State.....	2010-11
Walls, Everson (DB) Grambling.....	1992-93
Walls, Raymond (DB) Southern Mississippi.....	2002
Walters, Dale (P) Rice.....	*1987
Ward, Carl (DB) Michigan.....	1967-68
Ward, T.J. (DB) Oregon.....	2010-13
Warfield, Paul (WR) Ohio State.....	1964-69, 1976-77
Warren, Gerard (DL) Florida.....	2001-04
Washington, Brian (S) Nebraska.....	1988
Washington, Ted (NT) Louisville.....	2006-07
Watkins, Tom (RB) Iowa State.....	1961
Watson, Benjamin (TE) Georgia.....	2010-12
Watson, Karlton (QB) Winston-Salem.....	*1987
Watson, Louis (WR) Mississippi Valley State.....	*1987
Watson, Remi (WR) Bethune-Cookman.....	*1987
Weeden, Brandon (QB) Oklahoma.....	2012-13
Weathers, Clarence (WR) Delaware State.....	1985-88
Weathers, Curtis (TE-LB) Mississippi.....	1979-85
Webb, B.W. (DB) William & Mary.....	#2017
Webb, Ken (RB) Presbyterian.....	1963
Weber, Chuck (DE) West Chester State.....	1955-56
Webster, Larry (DT) Maryland.....	1995
West, Terrance (RB) Towson.....	2014
Westmoreland, Eric (LB) Tennessee.....	2004
White, Bob (RB) Stanford.....	1955
White, Charles (RB) Southern California.....	1980-82, 1984
White, James (RB) South Dakota.....	2000-03
White, James (DE) Louisiana State.....	*1985
White, Lorenzo (RB) Michigan State.....	1995
Whitehurst, Charlie (QB) Clemson.....	2016
Whitlow, Bob (C) Arizona.....	1968
Whitner, Donte (DB) Ohio State.....	2014-15
Whittaker, Fozzy (RB) Texas.....	2013
Whitwell, Mike (WR-S) Texas A&M.....	1982-83
Wigginn, Paul (DE) Stanford.....	1957-67
Wilburn, Barry (CB) Mississippi.....	1992
Wilds, Brandon (RB) South Carolina.....	#2017
Wilkinson, Jerry (DE) Oregon State.....	1980
Williams, A.D. (WR) College of the Pacific.....	1960
Williams, Arthur (WR) Abilene Christian.....	*1987
Williams, Clarence (RB) Washington State.....	1993
Williams, Corey (DL) Arkansas State.....	2008-09
Williams, Demetrius (WR) Oregon.....	2010
Williams, Eddie (FB) Idaho.....	2011, #2012
Williams, Gene (T-G) Iowa State.....	1993-94
Williams, James (LB) Mississippi State.....	1999
Williams, Kasen (WR) Washington.....	2017
Williams, K'Waun (DB) Pittsburgh.....	2014-15
Williams, Marquez (FB) Miami (Fla.).....	2017
Williams, Larry (G) Notre Dame.....	1986-88
Williams, Lawrence (KR) Texas Tech.....	1977
Williams, Leon (LB) Miami (Fla.).....	2006-08, #2009
Williams, Ray (WR) Clemson.....	*1987
Williams, Roosevelt (DB) Tuskegee.....	2003
Williams, Sidney (LB) Southern.....	1964-66
Williams, Stacy (DB) East Texas State.....	*1987
Williams Sr., Tramon (DB) Louisiana Tech.....	2015-16

Williams, Tony (T) Kansas State.....	1993
Williams, Wally (C) Florida A&M.....	1993-95
Willis, Bill (G-LB) Ohio State.....	1946-53
Wilson, Howard (DB) Houston.....	#2017
Wilson, Tom (RB) No College.....	1962
Wilson, Travis (WR) Oklahoma.....	2006, #2007
Wilson, Troy (CB) Notre Dame.....	*1987
Wimbley, Kamerion (LB) Florida State.....	2006-09
Windsor, Rod (WR) Western New Mexico.....	#2011
Wingle, Blake (G) UCLA.....	*1987
Winn, Billy (DL) Boise State.....	2012-14
Winslow, George (P) Villanova.....	1987
Winslow, Kellen (TE) Miami (Fla.).....	2004, #2005, 2006-08
Winston, Glenn (RB) Northwood.....	2014-15, #2016
Winters, Frank (C) Western Illinois.....	1987-88
Wise, Mike (DL) California-Davis.....	1991
Wiska, Jeff (G) Michigan State.....	1986
Wohlabaugh, Dave (C) Syracuse.....	1999-02
Wolffey, Ron (RB) West Virginia.....	1992-93
Womack, Floyd (OL) Mississippi State.....	2009-10
Woods, Rob (OL) Arizona.....	1991
Woolsey, Jolly (DB) Boise State.....	1977
Wooten, John (G) Colorado.....	1959-67
Word, Mark (DE) Jacksonville State.....	2002-03
Wren, Junior (DB) Missouri.....	1956-59
Wright, Alvin (NT) Jacksonoville State.....	1992
Wright, Eric (DB) UNLV.....	2007-10
Wright, Felix (S) Drake.....	1985-90
Wright, Gabe (DL) Auburn.....	2016
Wright, George (DT) Sam Houston.....	1972
Wright, Jason (RB) Northwestern.....	2005-08
Wright, Keith (WR-KR) Memphis State.....	1978-80
Wright, Kenny (DB) Northwestern State.....	2007
Wright III, Scooby (LB) Arizona.....	#2016
Wycinsky, Craig (G) Michigan State.....	1972
Wynn, Dylan (DL) Oregon State.....	#2016
Wynn, Spergon (QB) Southwest Texas State.....	2000

Y

Yanchar, Bill (DT) Purdue.....	1970
Yates, Billy (OL) Texas A&M.....	2009-10
Yonakor, John (DE) Notre Dame.....	1946-49
Young, Usama (DB) Kent State.....	2011-12
Young, George (DE) Georgia.....	1946-53
Young, Glen (WR) Mississippi State.....	1984-85, 1987-88
Young, Scott (OL) Brigham Young.....	2008
Youngblood, George (DB) California State (Los Angeles).....	1967
Youngelman, Sid (DT) Alabama.....	1959
Yount, Christian (LS) UCLA.....	2011-14
Yovanovits, Dave (OL) Temple.....	2005

Z

Zahursky, Steve (OL) Kent State.....	1999-00
Zastudil, Dave (P) Ohio University.....	2006-10
Zeier, Eric (QB) Georgia.....	1995
Zeitler, Kevin (OL) Wisconsin.....	2017
Zeno, Lance (C) UCLA.....	1992-93
Zukauskas, Paul (OL) Boston College.....	2001-04

*Denotes replacement player during 1987 players' strike.

#On injured reserve the entire season, on active roster but did not play in a regular season game or suspended and did not play in a regular season game.

ALL-TIME JERSEY NUMBERS

1
Dino Hall (1979)
Homer Jordan (*1987)
Michael Jackson (1991-93)

2
Tony DeLeone (1987)
Jerry Kauric (1990)
Tim Couch (1999-2003)
Reggie Hodges (2009-10, #2011, 2012)
Johnny Manziel (2014-15)
Patrick Murray (2016)

3
Mark Moseley (1986)
Brian Franco (*1987)
Goren Lingmerth (*1987)
Matt Stover (1991-95)
Derrick Frost (2003)
Derek Anderson (#2005, 2006-09)
Brandon Weeden (2012-13)
Pat Devlin (#2015)
Cody Parkey (2016)

4
Max Runager (1988)
Rico Smith (1992)
Phil Dawson (1999-2012)
Tyler Thigpen (#2014)
Britton Colquitt (2016-17)

5
Webster Slaughter (1986)
George Winslow (1987)
Dale Waters (*1987)
Brett Conway (2003)
Jeff Garcia (2004)
Scott Player (2007)
Brett Ratliff (#2009, #2010)
Spencer Lanning (2013-14)
Zane Gonzalez (2017)

6
Remi Watson (*1987)
Lang Campbell (#2006)
Seneca Wallace (2010-11)
Brian Hoyer (2013-14)
Travis Coons (2015)
Cody Kessler (2016-17)

7
Terry Luck (1977)
Terry Nugent (#1984)
Jeff Gossett (1983, 1985-87)
Steve Slayden (#1988)
Tom Tupa (#1993, 1994-95)
Josh Harris (#2004)
Paul Ernster (2007)
Bruce Gradkowski (2008)
Brad Maynard (2011)
Alex Tanney (#2013)
Austin Davis (2015)
Joe Callahan (#2016)
DeShone Kizer (2017)

8
Gary Marangi (#1977)
Johnny Evans (1978-80)
Jeff Jaeger (1987)
Brad Goebel (1992-94)
Nate Hybl (2003)
Derrick Frost (2004)
Trent Difer (2005)
Billy Cundiff (2009, 2013-14)
Richmond McGree (2011)
Josh Johnson (2012)

Brandon Bogotay (#2013)
Andy Lee (2015)
Kevin Hogan (2016-17)

9
Greg Coleman (1977)
Matt Bahr (1981-89)
Jim McMahon (#1995)
Charlie Frye (2005-07)
Thaddeus Lewis (#2011, 2010)
Connor Shaw (2014, #2015)

10
John Borton (1957)
Chris Gartner (1974)
Dave Mays (1976-77)
Dave Jacobs (1981)
Tom Flick (1984)
Mike Pagel (1986-90)
Mike Elkins (#1991)
Eric Zeier (1995)
Jamie Martin (#1999)
Kevin Thompson (2000)
Tony Graziani (#2000)
Kelly Holcomb (2001-04)
Kyle Richardson (2005)
Brady Quinn (2007-09)
Jordan Norwood (#2010, 2011-12)
Armani Edwards (2013)
Garrett Hartley (2014)
Darius Jennings (2015)
Robert Griffin III (2016)
Sammie Coates (2017)

11
Jim Ninowski (1964-66)
Don Gault (1970)
Lee Johnson (1987-88)
Jeff Christensen (*1987)
Brian Hansen (1991-93)
Mark Rypien (1994)
Ty Detmer (1999)
Brandon Rideau (#2005)
Ken Dorsey (2006-08)
Mohamed Massaquoi (2009-12)
Charles Johnson (#2013)
Travis Benjamin (2014-15)
Terrelle Pryor Sr. (2016)
Reggie Davis (2017)
Bryce Treggs (2017)
Jordan Leslie (2017)

12
Don Cockroft (1968-80)
Rick Trocano (1981-83)
Karlton Watson (*1987)
Don Strock (1988)
Jeff Graham (#1989)
Vinnny Testaverde (1993-95)
Josh Booty (#2001-03)
Luke McCown (2004)
Doug Johnson (#2005)
Syndric Steptoe (2008-09)
Colt McCoy (2010-12)
Josh Gordon (2013-14, #2015, #2016, 2017)

13
Frank Ryan (1962-68)
Don Horn (1973)
Joe Pizzo (*1987)
Jeff Francis (1990, #1992)
Sperton Wynn (2000)
Richard Bartel (#2008)
Yamon Figurs (2010)
Rod Windsor (#2011)
Josh Gordon (2012)

Rodney Smith (2014)
Josh McCown (2015-16)

14
OTTO GRAHAM (1952-55)

15
Bert Rechichar (1952)
Ken Gorgal (1953-54)
Tommy O'Connell (1956-57)
Jim Ninowski (1958-59, 1962-63)
Glynn Griffing (1964)
Gary Lane (1966-67)
Mike Phipps (1970-76)
Mark Miller (1978-79)
Steve Cox (1981-84)
Bryan Wagner (1989-90)
Donny Brady (1995)
Jeff Brohm (#2000)
Dave Zastudil (2006-10)
Greg Little (2011-12)
Davone Bess (2013)
Marlon Moore (2014-15)
Charlie Whitehurst (2016)
Mario Alford (2016)

16
George Ratterman (1952-56)
Milt Plum (1957-61)
Bill Nelsen (1968-72)
Will Cureton (1975)
Paul McDonald (1980-85)
Selwyn Jones (1993-94)
Ray Ethridge (#1995)
Kevin Thompson (2000, #2002)
Joshua Cribbs (2005-12)
Caleb Hanie (#2013)
Andrew Hawkins (2014-16)

17
Jerry Rhome (1969)
Brian Sipe (1974-83)
Todd Philcox (1991-93)
Chris Gardocki (1999-2003)
Braylon Edwards (2005-09)
Jake Delhomme (2010)
Jason Campbell (2013)
LeRon Byrd (2014)
Terrelle Pryor Sr. (2015)

18
Vito Parilli (1956)
Bob Freeman (1957-58)
Bob Plavec (1959)
Len Dawson (1960-61)
John Furman (1962)
Dick Shiner (1967)
Ben Hawkins (1974)
Gary Danielson (1985, 1987-88)
Vernon Joines (1989-90)
Mike Tomczak (1992)
Doug Pederson (2000)
Tony Simmons (2001)
Kendrick Mosley (2006)
Dontie Stallworth (2008, #2009)
Carlton Mitchell (2010-11)
Greg Little (2013)
Taylor Gabriel (2014-15)
Kenny Britt (2017)

19
Billy Lefear (1972)
Bernie Kosar (1985-93)
Frisman Jackson (2004)
Miles Austin (2014)
Corey Coleman (2016-17)

STAFF

PLAYERS

2017 SEASON

HISTORY

RECORDS

GAME DAY

20

Mike Scarry (19046-47)
 Lou Saban (1948-49)
 Hal Herring (1950-51)
 Ken Carpenter (1952-53)
 Don Paul (1954-58)
 Ross Fichtner (1960-67)
 Fred Summers (1969-71)
 Jim Stenke (1973)
 Tony Peters (1975-78)
 Doug Dennison (1979)
 Judson Flint (1980-82)
 Don Rogers (1984-85)
 Joe Morris (1991)
 Alan Haller (1992)
 Earnest Byner (1994-95)
 Johnny Thomas (1995)
 Omar Stoutmire (#1999)
 Earl Little (1999-04)
 Pete Hunter (2005)
 Ralph Brown (2006)
 Mike Adams (2007-11)
 Montario Hardesty (2012)
 Shaun Draughn (2014-15)
 Brieann Boddy-Callhoun (2016-17)

21

Dean Brown (1969)
 Stan Brown (1971)
 Van Green (1973-76)
 Oliver Davis (1977-80)
 Mike Whitwell (1983)
 Corey Gilmore (*1987)
 Eric Metcalf (1989-94)
 Earnest Byner (1995)
 Marquis Smith (1999-01)
 Lewis Sanders (2002-03, 2004)
 James Jackson (2004)
 Brodney Pool (2005-09)
 Eric Wright (2010)
 Dmitri Patterson (2011-12)
 Chris Owens (2013)
 Justin Gilbert (2014-15)
 Jamar Taylor (2016-17)

22

Frank Gatski (1946-51)
 Rex Bumgardner (1952)
 Ken Konz (1953-59)
 Rich Mostardi (1960)
 Tom Watkins (1961)
 Lowell Caylor (1964)
 Bobby Franklin (1966)
 Billy Devrow (1967)
 Clarence Scott (1971-83)
 Felix Wright (1985-90)
 Perry Kemp (*1987)
 Vince Newsome (1991-92)
 Ricky Powers (1995)
 Tim McTyner (1999)
 Todd Franz (2000)
 Michael Jameson (2002-04)
 Brandon McDonald (2007-09)
 Derrick Roberson (2010)
 Mike Bell (2010)
 Buster Skrine (2011-14)
 Tramon Williams Sr. (2015-16)
 Jabrill Peppers (2017)

23

Larry Benz (1963-65)
 Clifford Brooks (1972-74)
 Bill Craven (1976)
 Larry Collins (1978)
 Mark Kafentzis (1982)
 Mark Harper (1986-90)
 DeJuan Robinson (*1987)
 Randy Baldwin (1992-94)

Earnest Hunter (1995)
 Marquez Pope (1999)
 Errict Rhett (2000)
 Devin Bush (2001-02)
 C.J. Jones (#2003)
 Adimchinobe Echemandu (2004)
 Ray Mickens (2005)
 Chris Barclay (#2006)
 Gary Baxter (#2007)
 Travis Daniels (2008)
 Hank Poteat (2009)
 Joe Haden (2010-16)
 Howard Wilson (#2017)

24

Mel Maceau (1946-48)
 Tommy Thompson (1949-51)
 Warren Lahr (1952-59)
 Bobby Franklin (1960-65)
 Ernie Kelleman (1966-71)
 Bobby Majors (1972)
 Pete Athas (1975)
 Terry Brown (1976)
 Randy Rich (1978-79)
 Autry Beamon (1980-81)
 Cleotha Montgomery (1981)
 Vagas Ferguson (1983)
 Greg Best (1984)
 Ray Ellis (1986-87)
 Anthony Blaylock (1988-91)
 Randy Baldwin (#1991-92)
 Terry Taylor (1992-93)
 Reginald Jones (#1994)
 Corey Fuller (1999-01)
 Robert Griffith (2002-04)
 Gary Baxter (2005-06)
 Eric Wright (2007-09)
 Sheldon Brown (2010-12)
 Johnson Bademosi (2013-15)
 Ibraheim Campbell (2016-17)

25

Charles Leigh (1968-69)
 Frank Pitts (1971-73)
 Rolly Woolsey (1977)
 Pat Moriarty (1979)
 Charles White (1980-82, 84)
 Vincent Barnett (*1987)
 Anthony Florence (1991)
 Alfred Jackson (1991-92)
 Dana Hall (1995)
 Sedrick Shaw (1999)
 Lewis Sanders (2000)
 Corey Fuller (2002)
 Chris Crocker (2003-05)
 Justin Hamilton (2006)
 Justin Wright (2007)
 Terry Cousin (2008)
 Coye Francies (2009)
 Chris Ogbonnaya (2011-13)
 Ifo Ekpre-Olomu (#2015)
 George Atkinson III (2016)

26

Ray Renfro (1952-63)
 Dave Raimey (1964)
 Reece Morrison (1968-72)
 Billy Lefear (1972-75)
 Tom Sullivan (1978)
 Dino Hall (1979-83)
 Greg Allen (1985)
 Arthur Williams (*1987)
 Keith Jones (1989)
 Raymond Clayborn (1990-91)
 Ron Wolfley (1992-93)
 Michael Davis (1995)
 Anthony Malbrough (2000)
 Dyshod Carter (2001)

Nick Maddox (2003)
 Sean Jones (2005-08)
 Abram Elam (2009-10)
 Trevin Wade (2012)
 Willis McGahee (2013)
 Pierre Desir (2014-15)
 Marcus Burley (2016)
 Derrick Kindred (2017)

27

Walter Roberts (1964-66)
 Carl Ward (1967-68)
 Randy Minniear (1970)
 Rickey Stevenson (1970)
 Thom Darden (1972-74, 1976-81)
 Gary Davis (#1981)
 Mike Whitwell (1982)
 Al Gross (1983-87)
 Brian Dudley (*1987)
 Derrick Gainer (1990)
 Derrick Douglas (1991)
 Stevon Moore (1992-95)
 Karim Abdul-Jabbar (1999)
 Lamar Chapman (2000-01)
 Roosevelt Williams (2003)
 Dee Brown (2004)
 Brian Russell (2005-06)
 Nick Sorensen (2007-10)
 Eric Hagg (2011-12)
 Edwin Baker (2013)
 Robert Turbin (2015)
 Daryl Richardson (#2015)
 Matthew Dayes (2017)

28

Dick Deschaine (1958)
 Ben Davis (1967-68, 1970-73)
 Eddie Brown (1974-75)
 Ron Bolton (1976-82)
 Herman Fontenot (1985-88)
 Steve Pierce (*1987)
 Robert Goins (*1987)
 Tyrone Shavers (1991)
 James Brooks (1992)
 Erik McMillan (1993)
 Everson Wallin (1992-93)
 Don Griffin (1994-95)
 Rashidi Barnes (2000)
 Leigh Bodden (2003-07)
 Allen Patrick (2008)
 James Davis (2009-10)
 Clifton Smith (2010)
 Sabby Piscitelli (2010)
 Usama Young (2011-12)
 Dion Lewis (#2013)
 Terrance West (2014)
 Glenn Winston (2015, #2016)
 Darius Hillary (#2016, 2017)

29

Tommy McDonald (1968)
 Walt Sumner (1969-74)
 Hanford Dixon (1981-89)
 Brent Fullwood (1990)
 Eric Turner (1991-95)
 Rashaan Salaam (1999)
 James Jackson (2001-03)
 Jason Wright (2005-08)
 Maquis Floyd (#2009)
 Thomas Brown (#2009)
 Brandon Jackson (#2011, 2012)
 Leon McFadden (2013)
 Duke Johnson Jr. (2015-17)

30

Bill Willis (1946-51)
 Emerson Cole (1952)
 Sherman Howard (1953)

Maurice Bassett (1954-56)
 Lew Carpenter (1957-58)
 Bernie Parrish (1959-66)
 Ron Johnson (1969)
 Ken Brown (1970-75)
 Cleo Miller (1976-82)
 Boyce Green (1983-85)
 Billy Robinson (*1987)
 Thane Gash (1988-90)
 Jamel White (2000-2003)
 Antonio Perkins (2005-06)
 Ricardo Colclough (#2007)
 Gerard Lawson (2008-09)
 Eric King (2010)
 Jim Leonhard (2014)
 Ibraheim Campbell (2015)
 Derrick Kindred (2016)
 Jason McCourty (2017)

31

Charley Harraway (1966-68)
 Bob Hunt (1974)
 Cleo Miller (1975)
 James Black (1984)
 Frank Minnifield (1984-92)
 Stacey Hairston (1993-95)
 Raymond Jackson (1999-01)
 William Green (2002-05)
 Jereme Perry (2006)
 Jamal Lewis (2007-09)
 Montario Hardesty (#2010, 2011)
 Prince Miller (2012)
 Donte Whitner (2014-15)
 Trey Caldwell (2016)
 Brandon Wilds (#2017)
 Reggie Porter (2017)

32

Lin Houston (1946-51)
 Harry Jagade (1952-53)
 Fred Morrison (1954-56)
JIM BROWN (1957-65)

33

Randy Schultz (1966)
 Nathaniel James (1968)
 Tom Schoen (1970)
 Bo Cornell (1971-72)
 Reggie Rucker (1975-81)
 Curtis Dickey (1985-86)
 Kirk Jones (*1987)
 Mike Oliphant (1989)
 Leroy Hoard (1990-95)
 Daylon McCutcheon (1999-05)
 DeAngelo Smith (#2009)
 Thomas Clayton (2011)
 Trent Richardson (2012-13)
 Jordan Poyer (2013-16)
 Darnius Jackson (#2017)

34

George Cherokee (1946)
 Bob Gaudio (1947)
 Abe Gibron (1950-51)
 Walt Michaels (1952-61)
 Stan Sczurek (1963)
 Ken Webb (1963)
 Mike Howell (1965-72)
 Greg Pruitt (1973-81)
 David Green (1982)
 Kevin Mack (1985-93)
 Marcus Lee (1994)
 Lorenzo White (1995)
 Madre Hill (1999)
 Chris Floyd (2000)
 Ben Gay (2001)
 R.J. Bowers (2002-03)
 Lewis Sanders (2004)
 Reuben Droughns (2005-06)

Chris Jennings (2009)
 Thomas Clayton (2010)
 James Dockery (2011)
 Bobby Rainey (2013)
 Isaiah Crowell (2014-17)

35

Alex Agase (1948-51)
 Galen Fiss (1956-66)
 Larry Conjar (1967)
 Bo Scott (1969-74)
 Brian Duncan (1976-77)
 Calvin Hill (1978-81)
 Eris Jackson (*1987)
 Stacey Driver (*1987)
 Will Hill (1988)
 Barry Redden (1989-90)
 Perry Phenix (#2001)
 Dyshod Carter (2004)
 Jerome Harrison (2006-10)
 Armond Smith (2011)
 Fozzy Whittaker (2013)
 Isaiiah Trufant (#2014)
 Don Jones (2015-16)
 Darius Jackson (#2016)
 C.J. Smith (2017)

36

Ed Ulinski (1946-49)
 Tommy Thompson (1950)
 Marion Motley (1952-53)
 Ed Modzelewski (1955-59)
 Billy Kinar (1956)
 Jamie Caleb (1960)
 Charley Scales (1962-65)
 Nick Pietrosante (1966-67)
 Dick Davis (1969)
 Steve Engel (1970)
 Henry Hynoski (1975)
 Eddie Payton (1977)
 Bill Jackson (1982)
 Stephen Braggs (1987-91)
 Vince Carreker (*1987)
 Fred Foggie (1992)
 Issac Booth (1994-95)
 Chris Akins (2001-02)
 Ron Israel (2003)
 Corey McIntyre (2005)
 Ben Emanuel (#2006)
 Coye Francies (2010)
 K'Waun Williams (2014-15)
 Derron Smith (2017)

37

George Groves (1946)
 Bob Kolesar (1946)
 Jamie Caleb (1965)
 Hugh McKinnis (1973-75)
 Chris Rockins (1984-87)
 Harlon Barnett (1990-92)
 Bennie Thompson (1994-95)
 Anthony Henry (2001-04)
 Mike Hawkins (2006)
 Anthony Madison (2009)
 Johnson Bademosi (2012)
 Josh Aubrey (2013)
 Trae Elston (2016)

38

Weldon Humble (1947-50)
 Bob Gaudio (1951)
 Maurice Bassett (1954)
 Sam Baker (1960-61)
 Stan Sczurek (1963-65)
 Larry Poole (1975-77)
 Johnny Davis (1982-87)
 Larry Mason (*1987)
 Alvin Horn (*1987)
 George Swarn (*1987)

Odie Harris (1991-92)
 Antonio Langham (1994-95, 1999)
 Earthwind Moreland (2001)
 Therrian Fontenot (2006)
 Cedric Peerman (#2009)
 Ramzee Robinson (2009)
 Julian Posey (2013)
 Aaron Berry (2014)
 B.W. Webb (#2017)

39

Alex Kapter (1946-47)
 Billy Pritchett (1975)
 Major Everett (1986, *1987)
 Stanley Carraway (*1987)
 Randy Hilliard (1990-93)
 Marlon Forbes (1999)
 Brandon Jennings (#2001)
 Michael Lehan (2003-05)
 Daven Holly (2006-08)
 Tashaun Gipson (2012-15)
 Ed Reynolds II (2016)
 Justin Currie (2017)

40

Jim Daniell (1946)
 Dub Jones (1952-55)
 Preston Carpenter (1956-59)
 Prentice Gault (1960)
 Preston Powell (1961)
 Howard Cassidy (1962)
 Jim Shorter (1962-63)
 Erich Barnes (1965-71)
 Preston Anderson (1974)
 Tom London (1978)
 Rod Perry (1983-84)
 Mike McCade (*1987)
 Kyle Kramer (1989)
 Lynn James (1991)
 Tarek Saleh (1999-00)
 Peyton Hillis (2010-11)
 Kiero Small (2014)
 De'Ante Saunders (2015)
 Danny Vitale (2016-17)

41

Ralph Smith (1965-68)
 Dave Jones (1969-71)
 Jerry Wilkinson (1980)
 Troy Wilson (*1987)
 Anthony Florence (1991)
 Tim Jacobs (1993-95)
 Travis Prentice (2000)
 Charles Ali (2007-08)
 Ray Ventrone (2009-12)
 Glenn Winston (2014)
 Raheem Mostart (2015)
 Tracy Howard (2016)
 Mike Jordan (2017)

42

Chet Adams (1946-48)
 Derrell Palmer (1949-51)
 Tommy James (1952-55)
 Lowe Wren (1956-59)
 Bob Crespino (1961-63)
 Paul Warfield (1964-69, 1976-77)
 Gloster Richardson (1972-74)
 Dwight Walker (1982-84)
 Tim Manoa (1987-89)
 Calvin Pierce (*1987)
 Latin Berry (1991-92)
 Louis Riddick (1993-95)
 Terry Kirby (1999)
 Carl Fair (2001)
 Raymond Walls (2002)
 Terrelle Smith (2004-06)
 Hamza Abdullah (2008)
 Robert Nelson (2014)

Malcolm Johnson (2015-16)
Marquez Williams (2017)

43

Bob Smith (1955-56)
Billy Kinard (1956)
Volney Quinlan (1956)
Ron Green (1967-68)
Fair Hooker (1969-74)
Mike Pruitt (1976-84)
Tony Baker (1986, 1988)
Stacy Williams (*1987)
Joe King (1991)
Del Speer (1993-94)
Vashone Adams (1995)
George Jones (1999)
Percy Ellsworth (2000-01)
Kalvin Pearson (2002)
T.J. Ward (2010-13)
Charles Gaines (2015)
Rajion Neal (#2016)
Kai Nacua (2017)

44

Lou Rymkus (1946-51)
Sherman Howard (1952)
Don Phelps (1952)
Don Shula (1952)
John Pettibon (1955-56)
Chet Hanulak (1957)
Jim Shofner (1958-63)
Leroy Kelly (1964-73)
Earnest Byner (1984-88)
Stefon Adams (1990)
Lee Rouson (1991)
Tommy Vardell (1992-95)
Marc Edwards (1999-00)
Mike Sellers (2001)
Lee Suggs (2003-05)
Jed Collins (#2008)
Eddie Williams (2011, #2012)
Ben Tate (2014)
Nate Orchard (2015-17)

45

Ray Piskor (1947)
Ben Pucci (1948)
Bill Willis (1949)
John Kissell (1951)
Bob Smith (1955)
Leroy Bolden (1958-59)

ERNIE DAVIS

46

Lou Groza (1946-51)
Ace Loomis (1952)
Billy Reynolds (1953-54, 1957)
Henry Ford (1955)
Bob White (1955)

DON FLEMING (1960-62)

47

Jamie Caleb (1960)
Ricky Jones (1977-79)
Larry Brazier (1982-85)
Mike Crawford (*1987)
Keith Bostic (1990)
Barry Wilburn (1992)
Tim Jacobs (1993)
Ryan McNeil (1999)
Scott Frost (2001)
Alvin Morrow (#2001)
Lawrence Vickers (2006-10)
Brad Smelley (2012)
Marqueis Gray (2013)
Charley Hughlett (#2014, 2015-17)

48

Ernie Blandin (1946-47)
Forrest Grigg (1948-51)
Chet Hanulak (1957)
Preston Carpenter (1956)
Mitt Campbell (1957)
Ernie Green (1962-68)
Dave Sullivan (1973-74)
John Pitts (1975)
Ken Ellis (1977)
Lawrence Johnson (1979-84)
D.D. Hoggard (1985-87)
George Landry (*1987)
Brian Washington (1988)
Brian Kinchen (1991)
Mark Bavaro (1992)
Najee Mustafaa (1993)
Frank Hartley (1994-95)
Selwyn Jones (#1994)
Rod Monroe (2001)
Kevin McLeod (2003)
Sherrod Coates (2004)
Owen Marecic (2011-12)
Ray Agnew (2014)
Jeremy Cash (#2017)

49

Len Simonetti (1946-48)
Joe Spencer (1949)
John Sandusky (1950-51)
Bobby Mitchell (1958-61)
Tom Wilson (1962)
Walter Beach (1963-66)
George Youngblood (1967)
Alvin Mitchell (1968-69)
Jim Hill (1975)
Neal Craig (1975-76)
Clinton Burrell (1979-84)
Steve Lauter (*1987)
Robert Lyons (1989)
Bruce McGonnigal (1991)
Clarence Williams (1993)
Keith Heinrich (2003-04)
Josh Keyes (2017)

50

John Yonakor (1946-49)
Jim Martin (1950)
Bob Oristaglio (1951)
Hal Herring (1952)
Tom Catlin (1953-54)
Vince Costello (1957-66)
John Garlington (1968-77)
Don Goode (1980-81)
Tom Cousineau (1982-85)
Brad Van Pelt (1986)
Lucius Sanford (1987)
Mike Teifke (*1987)
Van Waiters (1988-91)
Frank Stams (1992-95)
Michael Hamilton (2000)
Barry Minter (2001)
Earl Holmes (2002)
Jeff Faine (2003-05)
Rob Smith (2006)
Colby Bockwoldt (2007)
Marvin Philip (#2007)
Eric Barton (2009-10)
James-Michael Johnson (2012)
Darius Eubanks (2013, #2014)
Jayson DiManche (2015)
Scooby Wright III (#2016)
B.J. Bello (2017)

51

Dale Lindsey (1965-72)
Leo Tierney (1978)
Eddie Johnson (1981-90)
Gerald Dixon (1993-95)
Lenoy Jones (1999, 2001)
Ryan Taylor (2000)
Lenoy Jones (2002)
Chau Thompson (2003-07)
Shantee Orr (2008)
Alex Hall (2009)
Chris Gocong (2010-11, #2012)
Barkevious Mingo (2013-15)
Jamie Collins Sr. (2016-17)

52

George Young (1946-51)
Frank Gatski (1952-56)
Joe Amstutz (1957)
Dave Lloyd (1959-61)
Mike Lucci (1962-64)
Billy Andrews (1967-74)
Mel Long (1974)
Dick Ambrose (1975-83)
David Grayson (*1987)
Nick Miller (1987)
Ken Rose (1990)
Richard Brown (1991-92)
Pepper Johnson (1994-95)
Brant Boyer (2001-2003)
Matt Stewart (2006)
D'Qwell Jackson (2008-2009, #2010, 2011-13)
Eric Martin (2014)
Corey Lemonier (2016)
James Burgess Jr. (2017)

53

Alton Coppage (1946)
Marshall Shurnas (1947)
Frank Kosikowski (1948)
Bill O'Connor (1949)
Len Ford (1950-51)
Frank Morze (1963)
Bob Whitlow (1968)
Tom Beautler (1970)
Mel Long (1972-73)
Bill Cowher (1980-82)
Jim Dumont (1984)
Stuart Anderson (1984)
Anthony Griggs (1986-88)
Tom Polley (*1987)
Cedric Figaro (1991-92)
Pepper Johnson (1993-94)
John Thierry (1999)
Rahim Abdullah (2000)
Mason Inck (2003-06)
Kris Griffin (2007-08)
Josh Stamer (2009)
Matt Roth (2009-10)
Brian Smith (2011)
Craig Robertson (2012-15)
Joe Schobert (2016-17)

54

John Rokisky (1946)
Tommy Thompson (1952-53)
Tony Adamie (1954)
Sam Palumbo (1955-56)
Pete Perini (1955)
Tom Catlin (1957-58)
Bob Denton (1960)
Sam Tidmore (1962-63)
Fred Hoaglin (1966-72)
Tom DeLeone (1974-84)
Mike Junkin (1987-88)

Jerry Parker (*1987)
 Randy Kirk (1991)
 Ed Sutter (1993-95)
 Chester Burnett (2000)
 Tarek Saleh (2001)
 Andra Davis (2002-08)
 Blake Costanzo (2009-10)
 Benjamin Jacobs (2011)
 Adrian Moten (2012)
 Quentin Groves (2013)
 Zac Diles (2014)
 Scott Solomon (2014-15)
 Dominique Alexander (2016-17)

55

John Harrington (1946)
 John Demarie (1967)
 Chuck Reynolds (1969-70)
 Dave Graf (1975-79)
 Curtis Weathers (1979, 1982-85)
 John Mohring (1980)
 Tim Crawford (*1987)
 Jock Jones (1990-91)
 Rahim Abdullah (1999)
 Marty Moore (2000)
 Anthony Denman (2001)
 Barry Gardner (2003-04)
 Matt Stewart (2005)
 Willie McGinest (2006-08)
 Alex Mack (2009-15)
 Danny Shelton (2016-17)

56

Dante Lavelli (1946-51)
 Don Steinbrunner (1953)
 Art Hunter (1957-59)
 John Morrow (1960-66)
 Bob Matheson (1967-70)
 Jim Romaniszyn (1973-74)
 Jack LaVeck (1975)
 Robert L. Jackson (1978-81)
 Chip Banks (1982-86)
 Dick Teets (*1987)
 David Grayson (1987-90)
 Bobby Abrams (1992)
 Mike Caldwell (1993-95)
 Lenoy Jones (2000)
 Darren Hambrick (2002)
 Sherrod Coates (2003)
 Eric Westmoreland (2004)
 Nick Speegle (2006)
 Antwan Peek (2007-08)
 Kaluka Maiava (2009-12)
 Eric Martin (2013)
 Karlos Dansby (2014-15)
 Demario Davis (2016)
 Deon King (2017)

57

Clay Matthews (1978-93)
 Stevan Nave (*1987)
 Jason Kyle (1999)
 Dwayne Rudd (2001-02)
 Orantes Grant (2003)
 Warrick Holdman (2004)
 Jody Littleton (2005)
 David Veikune (2009)
 Eric Alexander (2010)
 Christian Yount (2011-14)
 Cam Johnson (2015-16)

58

Mac Speedie (1946-51)
 Frank Morze (1962)
 Rick Kingrea (1971-72)
 Mark Johnson (1977)
 Clifton Odom (1980)
 Bruce Huther (1981)
 Scott Nicolas (1982-86)

Cliff Hannemann (*1987)
 Clifford Charlton (1988-89)
 Marcus Cotton (1990)
 David Brandon (1991-93)
 Carl Banks (1994-95)
 Wali Rainier (1999-01)
 Ben Taylor (2002-05)
 D'Qwell Jackson (2006-07)
 Beau Bell (2008)
 Marcus Benard (2009-11, #2012)
 L.J. Fort (2012)
 Brandon Magee (2013)
 Christian Kirksey (2014-17)

59

Alton Coppage (1946)
 Horace Gillom (1947-51)
 Wayne Meylan (1968-69)
 Rudy Kuechenberg (1970)
 Charlie Hall (1971-80)
 Kevin Turner (1982)
 Dale Carver (1983)
 David Marshall (1984)
 Mike Johnson (1986-93)
 James Capers (*1987)
 Craig Powell (1995)
 Kendall Ogle (1999)
 Doug Colman (2000)
 Kevin Bentley (2002-04)
 Nick Speegle (2005)
 Clifton Smith (2006)
 Keith Adams (2007)
 Titus Brown (2008-11)
 Emmanuel Acho (#2012)
 Tank Carder (2013-16, #2017)

60

Otto Graham (1946-51)
 Bill Willis (1952-53)
 Harold Bradley (1954-56)
 John Wooten (1959-67)
 Al Jenkins (1969-70)
 Bob Babich (1973-78)
 Jeff Wiska (1986)
 Al Baker (1987, 1989-90)
 Lance Zeno (1992-93)
 Doug Dawson (1994)
 Jed Devries (1995)
 Shaun O'Hara (2000-2003)
 Cosey Coleman (2005-06)
 Steve Vallos (2010-11)
 Ryan Miller (2012)
 Patrick Lewis (#2013)
 Jacobbi McDaniel (2014)
 Gabe Ikard (#2016)

61

Dale Memmlaar (1964)
 Joe Bob Isbell (1966)
 Bob DeMarco (1972-74)
 Al Dennis (1976)
 Greg Fairchild (1978)
 Mike Baab (1982-87, 1990-91)
 Steve Evertit (1993-95)
 Everett Lindsay (2000)
 John Nix (#2003)
 Gerard Warren (2004)
 Mike Pucillo (2005)
 Isaac Sowell (2006, #2007, 2008)
 Michael Bowie (#2014, #2015)
 Anthony Fabiano (2016)

62

Cliff Lewis (1946-51)
 Lin Houston (1952-53)
 Herschel Forester (1954-57)
 Duane Putnam (1961)
 Dale Memmlaar (1964-65)
 Joe Taffoni (1967-70)

Chris Morris (1972-73)
 Glen Holloway (1974)
 Al Dennis (1977)
 George Lija (1984-86)
 Mike Katolin (*1987)
 Ben Jefferson (1990)
 Gene Williams (1993-94)
 Eric Moore (1995)
 Bill Duff (1999)
 Paul Zukauskas (2001)
 Craig Osika (2003, #2004)
 Dwayne Ledford (#2005)
 Lennie Friedman (2006-08)
 Titus Adams (#2009, 2010)
 Jason Pinkston (2011-13)
 Ryan Seymour (2014)
 Austin Reiter (2016-17)

63

Fred Robinson (1957)
 Andy Cvercko (1963)
 Mike Sikich (1971)
 Joe Carollo (1972-73)
 Barry Darrow (1974-78)
 Cody Risien (1979-83, 1985-89)
 Mark Krowicz (#1985)
 Jay Hilgenberg (1992)
 Wally Williams (1994-95)
 Brad Bedell (2000-01)
 Kelvin Garmon (2004)
 Joe Andruzzi (2005-06)
 Marcus Martin (#2017)

64

Bud Schwenk (1946)
 George Terlep (1948)
 Abe Gibron (1952-56)
 Don Goss (1956)
 Jim Ray Smith (1957-62)
 Ted Connolly (1963)
 Tom Goosby (1963)
 Jim Copeland (1967-74)
 Joe Jones (1975-78)
 George Buehler (1978-79)
 Joe DeLamielleure (1980-84)
 Frank Winters (1987-88)
 Blake Wingle (*1987)
 Tom Baugh (1989)
 Houston Hoover (1993)
 Mike Bedosky (#1994)
 Sale Isaia (#1995)
 Dave Wohlabaugh (1999-02)
 Ryan Pontbriand (2003-11)
 Martin Wallace (2013)
 Darrian Miller (2015)
 Jonathan Cooper (2016)
 J.C. Tretter (2017)

65

Joe Skibinski (1952)
 Chuck Noll (1953-59)
 Stan Sheriff (1957)
 Ed Bettridge (1964)
 John Demarie (1967-75)
 Henry Sheppard (1976-81)
 Bob Gruber (1986)
 John Askin (*1987)
 Ralph Tamm (1990-91)
 Rod Milstead (#1993)
 Elliott Fortune (#1995)
 Jim Bundren (1999-00)
 Richard Mercier (2001)
 Kirk Chambers (2004-05)
 Eric Steinbach (2007-10, #2011)
 Ronnie Cameron (#2012)
 Garrett Gilkey (2013)
 Gabe Ikard (#2015)
 Kaleb Johnson (#2015)
 Larry Ogunjobi (2017)

66

Lou Saban (1946)
 Ermal Allen (1947)
 Warren Lahr (1948)
 Gene Donaldson (1953)
 Gene Hickerson (1958-60, 1962-73)
 Mike Seifert (1974)
 Earl Edwards (1976-78)
 Ted Petersen (1984)
 Dave Sparenberg (*1987)
 Tony Jones (1989-95)
 Alex Bernstein (#1999)
 Jeremy McKinney (#1999, 2001)
 Paul Zukauskas (2002-2004)
 Hank Fraley (2006-08)
 Shawn Lauvao (2010-13)
 Jamie Meder (2014)
 Spencer Drango (2016-17)

67

Sidney Williams (1964-66)
 Craig Wycinsky (1972)
 Chuck Hutchison (1973-75)
 Mike Morris (1990)
 Chris Thome (1991-92)
 Quentin Neujahr (#1995)
 John Jurkovic (1999)
 Paul Snellings (#2000)
 Tre' Johnson (2001)
 Melvin Fowler (2002-04)
 Fred Matua (#2006)
 Greg Eslinger (#2007)
 Derreck Robinson (2009-10)
 Kianté Tripp (2011)
 Ishmaai'ly Kitchen (2012-14)
 Austin Pasztor (2015-16)
 Chris Barker (#2017)

68

Ed Sharkey (1952)
 Larry Stephens (1960-61)
 Bob Pena (1972)
 Robert E. Jackson (1975-85)
 Darryl Haley (*1987, 1988)
 Barry Lee (*1987)
 Ted Banker (1989)
 Ed King (1991-93)
 Lonnie Palelei (#1995)
 Chris Ruhman (1999)
 Chad Beasley (2002-2003)
 Dave Yovanovitz (2005)
 Seth McKinney (2007-08)
 Billy Yates (2009-10)
 Nick McDonald (2014)

69

John Macerelli (1956)
 Jim Kanicki (1963-69)
 Pete Adams (1974, 1976)
 Leo Biedermann (1978)
 Joel Patten (1980)
 Dan Fike (1985-92)
 Doug Dawson (1994)
 Roger Chanoine (1999-02)
 J'Vonne Parker (2005-06)
 C.J. Mosley (2009)
 Scott Paxson (2011)
 Vinston Painter (2014)

70

Gene Fekete (1946)
 Spiro Dellerba (1947)
 Ollie Cline (1948)
 Ed Sustersic (1949)
 Emerson Cole (1950-51)
 John Kissell (1952)
 Don Colo (1953-58)
 Francis O'Brien (1959)
 Jim Prestel (1960)

Errol Linden (1961)
 John Brown (1962-66)
 Joe Righetti (1969-70)
 Andy Frederick (1970)
 Mack Mitchell (1975-78)
 Jerry Wilkinson (1980)
 Tom Hopkins (1983)
 Larry Williams (1986-88)
 Daryle Smith (1989)
 John Rienstra (1991-92)
 Herman Arvie (1995)
 Jon Harris (#1999)
 Alvin McKinley (2001-02)
 Enoch DeMar (2003-04)
 L.J. Shelton (2005)
 Nat Dorsey (2006-07)
 Rex Hadnot (2008-09)
 Brian Sanford (#2010, 2011-12)
 Chris Faulk (#2013)
 Sione Fua (2014)
 Nile Lawrence-Stample (#2016)
 Kevin Zeitle (2017)

71

Walter Johnson (1965-76)
 Jesse Turnbow (1978)
 Matt Miller (1980-82)
 #Bob Sikora (#1984)
 #Scott Bolzan (#1985)
 Ralph Van Dyke (*1987)
 Tom Gibson (1989-90)
 Leonard Burton (#1991)
 Mike Bedosky (1994)
 Jim Pyne (1999-2000)
 Terrance Sykes (#2001)
 Gaylon Hyder (2001)
 Scot Osborne (#2003)
 Damion Cook (2004)
 Kelly Butler (2006, #2007)
 Ahtyba Rubin (2008-14)
 Danny Shelton (2015)
 Matt McCants (#2017)

72

Lou Saban (1947)
 Harry Jagade (1951)
 Derrell Palmer (1952-53)
 John Kissell (1954-56)
 Henry Jordan (1957-58)
 Sid Youngelman (1959)
 Floyd Peters (1959-62)
 Mike Bundra (1964)
 Jerry Sherk (1970-81)
 Dave Puzzuoli (1983-87)
 Charles Buchanan (1988)
 Kevin Robbins (1990)
 Bob Dahl (1992-95)
 Steve Zahursky (1999)
 Roman Oben (2000-01)
 Ryan Tucker (2002-09)
 Paul McQuistan (#2010)
 Oniel Cousins (2011)
 Mitchell Schwartz (2012-15)
 Shon Coleman (2016-17)

73

Floyd Peters (1959)
 Monte Clark (1963-69)
 Doug Dieken (1971-84)
 Keith Bosley (*1987)
 Gregg Rakoczy (1987-90)
 Herman Arvie (1993-94)
 Tim Goad (1995)
 Darius Holland (1999-00)
 Toby Myles (2001)
 Derrick Ham (2001)
 Joaquin Gonzalez (2002-04)
 Joe Thomas (2007-17)

74

Gaylon Smith (1946)
 Tony Adamle (1947-51)
 Bob Gain (1952)
 Don Steinbrunner (1953)
 Mike McCormack (1954-62)
 Dick Modzelewski (1964-66)
 Bill Sabatino (1968)
 Mitch Johnson (1971)
 Carl Barisich (1973-75)
 Mike St. Clair (1976-79)
 Paul Farren (1983-91)
 Tony Williams (1993)
 Larry Webster (1995)
 Orlando Bobo (1999)
 James Brown (2000)
 Mark Smith (2001)
 Cedric Killings (#2001)
 Felipe Claybrooks (2001)
 Nick Eason (2004)
 Nat Dorsey (2005)
 Phil Trautwein (#2009)
 Ko Quay (2010)
 Jarrod Shaw (#2012)
 Paul McQuistan (2014)
 Cameron Erving (2015-16)

75

Jim McCusker (1963)
 Roger Shoals (1963-64)
 Bill Yanchar (1970)
 Wes Grant (1972)
 Allen Aldridge (1974)
 Stan Lewis (1975)
 Bob Lingenfelter (1977)
 Cleveland Crosby (#1980)
 Ray Bloch (#1981)
 Mark Buben (1982)
 Bill Contz (1983-86)
 Alex Carter (1987)
 Chris Pike (1989-90)
 Pio Sagapolutele (1991-95)
 Lomas Brown (1999)
 Steve Zahursky (2000)
 Damian Gregory (2002)
 Javiar Collins (#2004)
 Simon Fraser (2005-07)
 Artis Hicks (2011)
 Oniel Cousins (2012-13)
 Joel Bitonio (2014-17)

76

Marion Motley (1946-51)
LOU GROZA (1952-59, 1961-67)

77

Willie Davis (1958-59)
 Dick Schafrath (1960-71)
 Fest Cotton (1972)
 Mark Ilgenfritz (1974)
 Ron East (1975)
 Lyle Alzado (1979-81)
 Matt Miller (1979, 1982)
 Rickey Bolden (1984-89)
 Ken Reeves (1990)
 Fred Childress (1992)
 Orlando Brown (1994-95, 1999)
 Ross Verba (2001-02, 2004)
 Kevin Shaffer (2006-08)
 Floyd Womack (2009-10)
 John Greco (2011-16)
 Zach Banner (2017)

78

John Sandusky (1952-55)
 Art Hunter (1956)
 Willie McClung (1958-59)
 Gene Selawski (1960)

Ed Nutting (1961)
 Frank Parker (1962-64, 1966-67)
 Bob McKay (1970-75)
 Mickey Sims (1977-79)
 Carl Hairston (1984-89)
 Rob Woods (1991)
 Dan Footman (1993-95)
 Tyrone Rogers (1999-04)
 Ethan Kelley (2005-07)
 John St. Clair (2009-10)
 Reid Fragel (#2013)
 Alvin Bailey (2016)
 Rod Johnson (#2017)

79

Jerry Helluin (1952-53)
 Don King (1954)
 Bob Gain (1954-64)
 Jim Battle (1966)
 Bob Oliver (1969)
 George Wright (1972)
 Gerry Sullivan (1974-81)
 Bob Golic (1982-88)
 Mike Rusinek (*1987)
 Mike Graybill (1989)
 Scott Rehberg (1999)
 Noel LaMontagne (2000)
 DeVone Claybrooks (2001)
 Barry Stokes (2002-03)
 Scott Young (2008)
 Tony Pashos (2010-11)
 Rashad Butler (2013)
 Andrew McDonald (#2014)
 Geoff Gray (#2017)

80

Al Akins (1946)
 Bob Cowan (1947-48)
 Warren Lahr (1949-51)
 Len Ford (1952-57)
 Dick Schafrath (1959)
 Jim Marshall (1960)
 Bill Glass (1962-68)
 Joe Jones (1970-71, 1973)
 Willie Miller (1975-76)
 Lawrence Williams (1977)
 Willis Adams (1979-85)
 Terry Greer (1986)
 Chris Kelley (*1987)
 Chris Dressel (#1988)
 Vernon Joines (1990)
 Lynn James (1991)
 Danny Peebles (1991)
 Shawn Collins (1992)
 Tom McLemore (1993-94)
 Andre Rison (1995)
 Ronnie Powell (1999)
 Aaron Shea (2000-03)
 Kellen Winslow (2004, 2006-08)
 Brian Robiskie (2009-11)
 Travis Benjamin (2012-13)
 Dwayne Bowe (2015)
 Ricardo Louis (2016-17)

81

Leon Clarke (1960-62)
 Jim Garcia (1965)
 Jack Gregory (1967-71, 1979)
 Nick Roman (1972-74)
 Oscar Roan (1975-78)
 Harry Holt (1983-86)
 Derek Tennell (*1987, 1987-89)
 Scott Galbraith (1990-92)
 Michael Jackson (1994-95)
 Damon Gibson (1999)
 David Dunn (1999)
 Damon Dunn (1999)
 Lenzie Jackson (2000)

Quincy Morgan (2001-04)
 Antonio Bryant (2004-05)
 Travis Wilson (2006, #2007)
 Alex Smith (2010-12)
 Tori Gurley (2013)
 Jim Dray (2014-15)
 Rashard Higgins (2016-17)

82

Bill Lund (1946-47)
 Tommy James (1948-51)
 George Young (1952-53)
 Carlton Massey (1954-56)
 Frank Clarke (1957-59)
 Jim Houston (1960-72)
 Tim George (1974)
 Ozzie Newsome (1978-90)
 Iv Smith (1999)
 David Patten (2000)
 Rickey Dudley (2001)
 Steve Heiden (2002-09)
 Benjamin Watson (2010-12)
 Gary Barnidge (2013-16)
 Kasen Williams (2017)

83

Darrel Brewster (1952)
 Doug Atkins (1953-54)
 Chuck Weber (1955-56)
 A.D. Williams (1960)
 Johnny Brewer (1961-67)
 Chip Glass (1969-73)
 Jubilee Dunbar (1974)
 Ricky Feacher (1976-84)
 Glen Young (1984)
 Fred Banks (1985)
 Glen Young (1987-88)
 Donnie Echols (*1987)
 Ray Butler (#1989)
 Leo Lewis (1990)
 Eugene Rowell (1990)
 Arthur Cox (1991)
 Darryl Ingram (1991)
 Mark Bavaro (1992)
 Mark Carrier (1993-94)
 Michael Bates (1995)
 Mark Campbell (1999-02)
 Chad Mustard (2003)
 Aaron Shea (2004-05)
 Steve Sanders (2008)
 Greg Estandia (2009)
 Chansi Stuckey (2010)
 Keavon Milton (2013)
 Brian Hartline (2015)
 Dennis Parks (#2016)
 Matt Hazel (#2017)

84

Ray Terrell (1946-47)
 Ken Carpenter (1950-51)
 Horace Gillom (1952-56)
 Jim Ray Smith (1956)
 Bill Quinlan (1957-58)
 Paul Wiggin (1959-67)
 Marvin Upshaw (1968-69)
 Bob Briggs (1971-73)
 Jim Thaxton (1974)
 Gary Parris (1975-78)
 McDonald Oden (1980-82)
 Earnest Richardson (1974)
 Glenn Young (1984)
 Duriel Harris (1984)
 Webster Slaughter (1986-91)
 Keith Tinsley (*1987)
 Rico Smith (1992-95)
 Darrin Chiaverini (1999-00)
 Andre King (2001-04)
 Billy Miller (2005)

Joe Jurevicius (2006-08)
 Robert Royal (2009-10)
 Jordan Cameron (2011-14)
 Rob Housler (2015)
 Jordan Payton (2016)

85

Don Greenwood (1946-47)
 Ara Parseghian (1948-49)
 Ken Gorgal (1950)
 Charley Ferguson (1961)
 Clifton McNeil (1964-67)
 Homer Jones (1970)
 Frank Pitts (1971)
 Paul Staroba (1972)
 Ken Smith (1973)
 Dave Logan (1976-83)
 Bruce Davis (1984)
 Clarence Weathers (1985-88)
 David Verser (*1987)
 Ray Williams (*1987)
 Lawyer Tillman (1989, 1992-93)
 Derrick Alexander (1994-95)
 Kevin Johnson (1999-03)
 C.J. Jones (#2003)
 John Madsen (#2008)
 Jake Allen (2009)
 Sam Aiken (2010)
 Brian Tymes (2013)
 Rannell Hall (2015, #2016)
 David Njoku (2017)

86

Lewis Mayne (1947)
 Dub Jones (1948-51)
 Dante Lavelli (1952-56)
 Paul Wiggin (1957-58)
 Bill Howton (1959)
 Gern Nagler (1960-61)
 Gary Collins (1962-71)
 Gerald Irons (1976-79)
 Dan Fulton (1981-82)
 Brian Brennan (1984-91)
 Terry Bell (*1987)
 Patrick Rowe (1992-93)
 Patrick Newman (1994)
 Walter Reeves (1995)
 Leslie Shepherd (1999)
 Dennis Northcutt (2000-06)
 Tim Carter (2007)
 Martin Rucker (2008, #2009)
 Michael Gaines (2009)
 Johnathan Haggerty (2010)
 Randall Telfer (#2015, 2016-17)

87

Fred Murphy (1960)
 Tom Hutchinson (1963-65)
 Eppie Barney (1967-68)
 Rich Jackson (1972)
 Curtis Weathers (1979-81)
 Tim Stracka (1983-84)
 Travis Tucker (1985-87)
 Clayton Buford (*1987)
 Ron Middleton (1989)
 John Talley (1990-91)
 Jamie Holland (1992)
 Keenan McCardell (1992-95)
 Zola Davis (1999)
 Damon Dunn (2000)
 O.J. Santiago (#2000, 2001)
 Andre Davis (2002-04)
 John Owens (#2005)
 Darnell Dinkins (2006-08)
 Mike Furrey (2009)
 Dan Gronkowski (2011)
 Andre Smith (2013)
 Ryan Taylor (2014)
 Seth DeValve (2016-17)

88

Bob Steuber (1946)
 Mac Speedie (1952)
 Darrel Brewster (1952-58)
 Rich Kreitling (1959-63)
 Ron Duncan (1967)
 Ron Snidow (1968-72)
 Steve Holden (1973-76)
 John Smith (1979)
 Rocky Belk (1983)
 Darryl Lewis (1984)
 Reggie Langhorne (1985-91)
 Harold Stanfield (*1987)
 Stephen Pierce (*1987)
 Brian Kinchen (1991-95)
 Ryan Collins (1999)
 JaJuan Dawson (2000-01)
 Frisman Jackson (2002-2003, 2005)
 Chad Mustard (2004)
 Brad Cieslak (2008)
 Chansi Stuckey (2009)
 Greg Estandia (2010)
 Demetrius Williams (2010)
 Josh Cooper (2012-13)
 E.J. Bibbs (2015)

89

Milt Morin (1966-75)
 Keith Wright (1978-80)
 Bobby Jones (1983)
 Preston Brown (1984)
 John Jefferson (1985)
 Gerald McNeil (1986-89)
 Louis Watson (*1987)
 Mike Olyphant (1990-91)
 Pete Holohan (1992)
 Walter Reeves (1994-95)
 Harold Bishop (1995)
 Randy Palmer (1999)
 Bobby Brown (2000)
 Jammi German (2001)
 Jake Moreland (2001)
 Darnell Sanders (2002-2003)
 Richard Alston (2004)
 Paul Irons (2005)
 Paul Hubbard (2008)
 Evan Moore (2009-11)
 Gerell Robinson (#2014)
 Phil Bates (#2014)
 Connor Hamlett (2016)
 Matt Lengel (2017)

90

Edgar Jones (1946-49)
 Rex Bumgardner (1950-51)
 Reggie Craig (1977)
 Marshall Harris (1980-82)
 Ralph Malone (1986)
 Rob Burnett (1990-95)
 James Williams (1999)
 Keith McKenzie (2000-01)
 Mark Word (2002-2003)
 Corey Jackson (2004)
 David McMillan (2006-07)
 Kenyon Coleman (2009-10)
 Quinton Spears (2011)
 Billy Winn (2012-14)
 Emmanuel Ogbah (2016-17)

91

Henry Bradley (1979-82)
 Sam Clancy (1985-88)
 Darryl Sims (*1987)
 John Thornton (1991)
 Marcus Spriggs (1999-2000, #2001)
 Felipe Claybrooks (2003)

Jovan Haye (#2006)
 Shaun Smith (2007-08)
 Brian Schaefering (2009-11)
 Hall Davis (2012)
 Brian Sanford (2013)
 Tyrone Holmes (2016-17)

92

Tom Colella (1946-48)
 Les Horvath (1949)
 Dom Mosselle (1950)
 Rich Dimler (1979)
 Mike Robinson (1981-82)
 Dave Butler (*1987)
 Michael Dean Perry (1988-94)
 Tau Papua (#1995)
 Roy Barker (1999)
 Courtney Brown (2000-04)
 David McMillan (2005)
 Ted Washington (2006-07)
 Shaun Rogers (2008-10)
 Jayme Mitchell (2011)
 Frostee Rucker (2012)
 Desmond Bryant (2013-15, #2016)
 Lavar Edwards (2017)

93

Ron Crews (1980)
 Scott Cooper (*1987)
 Mike Wise (1991)
 Jerry Ball (1993, 1999)
 Travis Hill (1994-95)
 Stalin Colinet (1999-01)
 Mark Smith (2001-02)
 Cedric Scott (2002)
 Michael Myers (2003-04)
 Orien Harris (2006)
 Louis Leonard (2007-08)
 Jason Trusnik (2009-10)
 John Hughes III (2012-16)
 Trevon Coley (2017)

94

Jim Dewar (1947)
 Dean Sensenbaugher (1948)
 Don Phelps (1950-51)
 Elvis Franks (1980-84)
 Robert Brannon (*1987)
 Rusty Guilbeau (1987)
 Bob Buczkowski (1990)
 Frank Conover (1991)
 Bill Johnson (1992-94)
 Mike Frederick (1995)
 Derrick Alexander (1999)
 Gerard Warren (2001-2003)
 Amon Gordon (2004)
 Orlando Ruff (2005)
 Leon Williams (2006-08, #2009)
 Arnold Harrison (2009)
 Travis Ivey (2010)
 Auston English (2011, #2012)
 Tank Carder (2012)
 Randy Starks (2015)
 Carl Nassib (2016-17)

95

James White (#1985)
 Marlon Jones (1987-89)
 Calvin Wallace (*1987)
 Rick Lyle (1994, #1995)
 Jamir Miller (1999-02)
 Antonio Garay (2003)
 Jason Fisk (2005)
 Kamerion Wimbley (2006-09)
 Steve Octavien (2010)
 Juqua Parker (2012)
 Armonty Bryant (2013-15, #2016)
 Myles Garrett (2017)

96

Don Shula (1951)
 Reggie Camp (1983-87)
 Andrew Stewart (1989)
 James Jones (1991-94)
 Mike Thompson (1999-00)
 Greg Spires (2001)
 Kenard Lang (2002-05)
 Babatunde Oshinowo (2006)
 Bobby Hamilton (2007)
 Alex Hall (2008)
 David Bowens (2009-10)
 Emmanuel Stephens (2011-12)
 Paul Hazel (2013)
 Keith Pough (2014)
 Xavier Cooper (2015-16)

97

Tom Brown (1981-83)
 Mike Kovaleski (*1987)
 Robert Banks (1989-90)
 Ernie Logan (1991-93)
 Romeo Bandison (#1994-95)
 Chad Eaton (#1995)
 Ryan Kuehl (1999-02)
 Alvin McKinley (2003-06)
 Santonio Thomas (2008)
 Jayme Mitchell (#2010)
 Jabaal Sheard (2011-14)
 Gabe Wright (2016)
 Dylan Wynn (#2016)
 T.Y. McGill (2017)

98

Carl Taseff (1951)
 Aaron Moog (*1987)
 Anthony Pleasant (1990-95)
 Arnold Miller (1999-00)
 Ebenezer Ekuban (2004)
 Nick Eason (2005-06)
 Robaire Smith (2007-10)
 Phil Taylor (2011-14)
 Jamie Meder (2015-17)

99

Fred Evans (1946)
 Bill Boedeker (1947-49)
 Keith Baldwin (1982-85)
 Darryl Sims (*1987, 1987-88)
 Johnnie Cooks (1991)
 Alvin Wright (1992)
 Rich McKenzie (1995)
 Hurvin McCormack (1999)
 Orpheus Roye (2000-07)
 Corey Williams (2008-09)
 Scott Fujita (2010-12)
 Paul Kruger (2013-15)
 Stephen Paea (2016)
 Caleb Brantley (2017)

BOLD CAPS DENOTES RETIRED NUMBERS

*Denotes replacement player during 1987 players' strike.

#On injured reserve the entire season, on active roster but did not play in a regular season game or suspended did not play in a regular season game.

ASSISTANT COACHES (1946-95, 1999-2017)

Ernie Adams.....	1991-95	Ernie Green.....	1969	Joe Popp.....	1989-90
Dave Adolph.....	1979-84, 1986-88	Forrest Gregg.....	1974	Dick Portee.....	1989-90
Brian Angelichio.....	2014-15	Al Groh.....	1992	Tom Pratt.....	1981-88
Bruce Arians.....	2001-03	Lou Groza.....	1968-69	Ray Prochaska.....	1971-72
Dave Atkins.....	2005-08	Paul Hackett.....	1981-82	Dan Radakovich.....	1989-90
Bobby Babich.....	2013-15	Jeff Hafley.....	2014-15	Dave Redding.....	1982-88
Brian Baker.....	2013	Steve Hagen.....	2001-04, 2009-12	Ray Rhodes.....	2011-12
Phil Banko.....	2001-04	Ray Hamilton.....	2001-02	Paul Ricci.....	2014-15
Jim Bates.....	1991-93, 1995	Pep Hamilton.....	2016	Alfredo Roberts.....	2007-08
Chris Beake.....	2011-12	Mike Haluchak.....	2005-08	Daron Roberts.....	2013
Raymond Berry.....	1976-77	Tim Hauk.....	2012	Terry Robiskie.....	2001-06
Tom Bettis.....	1985	Fritz Heisler.....	1946-70	Brad Roll.....	2013
Paul Bixler.....	1954-62	Jerome Henderson.....	2009-11	Kurt Roper.....	2015
Dwain Blackmon.....	1991	Richard Hightower.....	2014	Jerry Rosburg.....	2001-06
Donna Board.....	2011-12	Pat Hill.....	1993-95	Keith Rowen.....	1984
Todd Bowles.....	2001-04	Johnny Holland.....	2016	Rob Ryan.....	2009-10
Zeke Bratkowski.....	1990	Jerry Holmes.....	1999-00	Nick Saban.....	1991-94
Ray Braun.....	1988	Ray Horton.....	2013, 2016	Eric Sanders.....	2016-17
Chuck Bresnahan.....	1994-95	John Hufnagel.....	1999-00	Al Saunders.....	2016-17
John Brickets.....	1946-48	Jed Hughes.....	1989	Bob Saunders.....	2016-17
Howard Brinker.....	1952-73	Rod Humenuik.....	1975-82	Phil Savage.....	1991-93
Clarence Brooks.....	1999	Hal Hunter Sr.....	1989-92	Joe Scannella.....	1982-84
Gary Brown.....	2009-12	Hal Hunter.....	2016	Rip Scherer.....	2005-08
Buck Buchanan.....	1978	Mark Hutson.....	2016-17	Kurt Schottenheimer.....	1987-88
Chuck Bullough.....	2011-12	Lindy Infante.....	1986-87	Marty Schottenheimer.....	1980-84
Jacob Burney.....	1994-95	Dick Jauron.....	2011-12	Greg Seamon.....	2016-17
Jerry Butler.....	1999-00	Kent Johnson.....	2010-12	Brad Seely.....	2009-10
Keith Butler.....	1999-02	Taver Johnson.....	2004	George Seufcik.....	1975-77, 1989-90
Chris Caminiti.....	2008	Stan Jones.....	1989-90	John Settle.....	1995, 2013
Dave Campo.....	2003-04	William (Dub) Jones.....	1963-67	Kyle Shanahan.....	2014
Pete Carmichael.....	2000	Tim Jorgensen.....	1999-01	Mike Sheppard.....	1993-95
Pete Carmichael Jr.....	2000	Denik Keyes.....	2013-15	Jim Shofner.....	1978-80, 1990
Maurice Carthon.....	2005-06	Howard Keys.....	1970-71	Clyde Simmons.....	2017
Rock Cartwright.....	2016	Joe Kim.....	2000	Jerry Simmons.....	1991-95
Wes Chandler.....	2007-08	Billy Kinard.....	1976-77	Nick Skorich.....	1964-70
Brad Chidress.....	2012	Rich Kotite.....	1978-82	Bob Slowik.....	1999
Rob Chudzinski.....	2004, 2007-08	Jerod Kruse.....	2017	Ryan Slowik.....	2016
Louie Cioffi.....	2013, 2016	Greg Landry.....	1985	Aril Smith.....	1999
Ben Coates.....	2005-06	Paul Lanham.....	1989-90	Carl Smith.....	2001-03, 2009-10
Blanton Collier.....	1946-53, 1962, 1975-76	David Lee.....	2017	Jerry Smith.....	1973
William (Red) Conkright.....	1946	Umberto Leone.....	2007-08	Tom Spann.....	1985
Walt Corey.....	1975-77	Dale Lindsey.....	1974	Tony Sparano.....	1999-00
Bill Cowher.....	1985-88	Dowell Loggains.....	2014	Kevin Spencer.....	1991-94
Bryan Cox.....	2009-10	John Lott.....	2005-06	Luke Steckel.....	2009-12
Carl Crennel II.....	2005-06	Rick Lyle.....	2009-12	Shane Steichen.....	2013
Romeo Crennel.....	2000	Anthony Lynn.....	2007-08	Mike Sullivan.....	2001-04, 2007-08, 2013
Nolan Cromwell.....	2012	Marwan Maalouf.....	2005-06	Al Tabor.....	1972-77
Steve Crosby.....	1985, 1991-95	Dick MacPherson.....	1978-80	Chris Tabor.....	2011-17
Joe Cullen.....	2013	Eric Mangini.....	1995	Lionel Taylor.....	1989-90
Brian Daboll.....	2009-10	Richard Mann.....	1985-93	Timmy Teremerio.....	1950-51
John David Crow.....	1972-73	Steve Marshall.....	2007-08	John Teeferlick.....	1989-90
Ted Daisher.....	2007-08	Cannon Matthews.....	2016	Gary Tranquill.....	1991-93
Joe Daniels.....	1983-84	Richie McCabe.....	1971-75	Marc Trestman.....	1988-89
Jeff Davidson.....	2005-06	Michael McCarthy.....	2015	Bob Trotter.....	2005-08
Bill Davis.....	1999, 2011-12	Mike McDaniel.....	2014	Mel Tucker.....	2005-08
Charlie Davis.....	1986-87	George McDonald.....	2009-10	Tony Tuioti.....	2014-15
John DeFilippo.....	2015	Todd McNair.....	2001-03	Norr Turner.....	2013
Alan DeGennaro.....	2007-09	Richard McNutt.....	2008	Scott Turner.....	2013
George DeLeone.....	2014-15	Randy Melvin.....	2005-08	Jeff Uhlenhake.....	2005-06
Ken Delgado.....	2016-17	Shawn Mennenga.....	2011-17	Ed Ulinski.....	1954-70
Andy Dickerson.....	2009-10	Mark Michaels.....	1999-00	Cory Undlin.....	2005-08
Chris DiSanto.....	2013	Creighton Miller.....	1946	Jim Vecchiarella.....	1990
Rod Dowhower.....	1994	John Mitchell.....	1991-93	Rick Venturi.....	1994-95
Chuck Driesbach.....	2014-15	Dick Modzelewski.....	1968-77	Frank Verducci.....	2007-08
Paul Dunn.....	2015	Andy Moeller.....	2014-15	Bob Voigts.....	1946
Frank Edgerly.....	2015	Wilbert Montgomery.....	2014-15	DeWayne Walker.....	2017
Bill Edwards.....	1947-48	Buddy Morris.....	2002-04	Darvin Wallis.....	1983-88
George Edwards.....	2004	Howard Mudd.....	1983-88	George Warhop.....	2009-13
Matt Eberflus.....	2009-10	Tom Myslinski.....	2004, 2007-09	Stan Watson.....	2016-17
Jon Embree.....	2013	Robert Nunn.....	2016	Anthony Weaver.....	2014-15
Dick Evans.....	1960-63	Bob Nussbaumer.....	1966-71	Larry Weaver.....	1983
Weeb Ewbank.....	1949-53	Scott O'Brien.....	1991-95	Chuck Weber.....	1978-79
Jon Fabris.....	2000	Kevin O'Connell.....	2015	Mark Whipple.....	2011-12
Mike Faulkner.....	1990	Tom Olivadotti.....	1985-86	Ken Whisenhunt.....	1999
Foge Fazio.....	2001-02	Jim O'Neil.....	2014-15	Woody Widenhofer.....	1993-94
Kirk Ferentz.....	1993-95	Chuck Pagano.....	2001-04	Blake Williams.....	2017
Ken Flajole.....	2013	Bob Palco.....	1999	Gregg Williams.....	2017
Brian Fleury.....	2014-15	Andre Patterson.....	2003-04	Jerry Williams.....	1971
Len Fontes.....	1980-82	Clancy Pendergast.....	2003	Kirby Wilson.....	2016-17
Dick Gallagher.....	1947-49, 1955-59	Joe Pendry.....	1985-88	Mike Wilson.....	2011-12
Jim Garrett.....	1978-84	Ray Perkins.....	1999-00	Mike Wolf.....	2014-15
Steve Gera.....	2013	John Petercuskie.....	1978-84	Dick Wood.....	1974
Doug Gerhart.....	1975	Joker Phillips.....	2015	Gary Wroblewski.....	1989-90
Keith Gilbertson.....	2011	Rob Phillips.....	2001-04	Bob Wylie.....	2017
Aaron Glenn.....	2014-15	Mike Pitts.....	2000	Larry Zierlein.....	2001-04
Todd Grantham.....	2005-07	Kennedy Pola.....	2004		
Fred Graves.....	2004	Fran Polsoot.....	1972-74		

DRAFT CHOICES

1946

No draft		
1947 - AAFC		
Hoerner, Dick.....	B	Iowa
(Pre-draft bonus selection)		
Rich, Lawrence.....	C	Tulane
(Pre-draft bonus selection)		
1. Chappuis, Bob (8).....	B	Michigan
2. Cowling, Gerry (16).....	B	Notre Dame
3. Carpenter, Jack (24).....	T	Michigan
4. Cowan, Bob (32).....	B	Indiana
5. Griffen, Bill (40).....	T	Kentucky
6. Bush, Jack (48).....	T	Georgia
7. Rapacz, John (56).....	C	Oklahoma
8. Hazelhurst, Bob (64).....	B	Denver
9. Ellsworth, Ralph (72).....	B	Texas
10. Dewar, Jimmy (80).....	B	Indiana
11. Huber, Bill (88).....	E	Illinois
12. Gianelli, Mario (96).....	G	Boston
13. Shurnas, Marshall (104).....	E	Missouri
14. Signaigo, Joe (112).....	B	Notre Dame
15. Wiseth, Dean (120).....	T	Minnesota

1948 - AAFC

1. Durkota, Jeff (8).....	B	Penn State
3. Cline, Ollie (18).....	B	Ohio State
7. Thompson, Tommy (41).....	C	William & Mary
9. Smith, Bill (53).....	T	North Carolina
11. Maughan, Ralph (65).....	C	Utah State
12. Sensenbaurer, Dean (73).....	B	Ohio State
13. Rubish, Mike (81).....	E	North Carolina
14. Sarkesian, Alex (89).....	C	Northwestern
15. Dworsky, Dan (97).....	B	Michigan
16. Beasley, Scott (105).....	E	Nevada
17. Steger, Russ (113).....	B	Illinois
18. Hoistma, Lou (121).....	E	William & Mary
19. Ashbaugh, Pete (129).....	B	Notre Dame
20. Templeton, Dave (137).....	G	Ohio State
21. Edleman, Dike (145).....	B	Illinois
22. Gambino, Lou (153).....	B	Maryland
23. McDowell, Jim (161).....	G	William & Mary
24. Fowle, Heywood (169).....	T	North Carolina
25. Parseghian, Ara (177).....	B	Miami (Ohio)
26. Saylor, Todd (185).....	E	Lafayette (Pa.)
27. Caughron, Harry (193).....	E	William & Mary
28. Lanzi, Pete (201).....	E	Youngstown State
29. Roman, George (209).....	T	Case Western Reserve
30. Sheehan, Mel (217).....	E	Missouri

1949 - AAFC

1. Mitchell, Jack (8).....	QB	Oklahoma
3. Collins, Albin "Rip" (21).....	B	Louisiana State
4. McEllan, Bill (29).....	T	Brown
5. McNeill, Ed (37).....	E	Michigan
6. O'Malley, Tom (45).....	B	Cincinnati
7. Alexander, Phil (53).....	T	South Carolina
8. Canneveno, Mike (61).....	B	Ohio State
9. Walker, Doak (69).....	B	Southern Methodist
10. Adams, Norb (77).....	B	Purdue
11. Norton, Negley (85).....	T	Penn State
12. Burns, Frank (93).....	B	Rutgers
13. Self, Clarence (101).....	B	Wisconsin
14. Kersulis, Walt (109).....	E	Illinois
15. Stuart, Bobby Jack (117).....	B	Army
16. Bowne, J.L. "Dinky" (125).....	B	Georgia Tech
25. Cooney, Larry (172).....	B	Penn State
26. Linger, Jack (177).....	C	Ohio State
27. Gagne, Verne (182).....	E	Minnesota
28. Moran, Jim (187).....	B	John Carroll
29. Soboleski, Joe (192).....	T	Michigan

1950 - NFL

1. Carpenter, Ken (13).....	HB	Oregon State
2a. Sandusky, John (18).....	OT/DT	Villanova
(from Detroit for rights to HB Doak Walker, drafted by Browns in 1949)		
2b. Martin, Jim (26).....	OE/OT	Notre Dame
3. Robinson, Jimmy Joe (39).....	HB	Pittsburgh
4. Wilson, Bob "Red" (52).....	C/OE	Wisconsin
5. Phelps, Don "Dopey" (65).....	HB	Kentucky
6. Gorgal, Ken (78).....	QB	Purdue
7. Carter, Win (91).....	FB	Missouri
8. Frizzell, Russ (104).....	T	Tulsa
9. Duncan, Jim (117).....	OE	Wake Forest
10. O'Pella, Frank (130).....	HB/LB	William & Mary
11. Plolz, Bob (143).....	G	Pittsburgh

12. Cole, Emerson (156).....	FB	Toledo
13. Wright, Rupe (169).....	G	Baylor
14. Harrington, Packard (182).....	C	St. Mary's
15. Meland, Ted (195).....	G	Oregon
16. King, William "Art" (208).....	C	Ball State
17. McKinney, Hal (221).....	G	Missouri Valley
18. Travue, Joe (234).....	HB	Louisville
19. Songin, Ed "Butch" (247).....	QB	Boston College
20. Hackney, John (260).....	G	Murray State
21. Vogts, Leroy (273).....	OG	Washington U. (St. Louis)
22. Dowling, Jim (286).....	G	Santa Clara
23. Mosselle, Don (299).....	HB	Superior State
24. Woodland, Jack (312).....	HB	Bowling Green
25. Brasher, Jim (325).....	C	Maryland
26. Toogood, Charley (338).....	T	Nebraska
27. Gray, Dick (351).....	HB	Oregon State
28. Pyle, Billy (364).....	HB	Texas
29. Schmelker, Bob (377).....	E	Bowling Green
30. Massey, Jim (390).....	HB	Detroit Mercy

1951 - NFL

1. Konz, Ken (14).....	HB/S	LSU
2. Curtis, Ernest "Bucky" (26).....	OE	Vanderbilt
3. Helluin, Jerome (38).....	T	Tulane
4a. Oristaglio, Bob (39).....	FL	Pennsylvania
(from San Francisco as payment for E Gordon Soltan)		
4b. Smith, Bob (41).....	FB	Texas A&M
(from Green Bay for HB/DB Bill Boedeker)		
4c. Donovan, Artie (50).....	T	Boston College
5. Loomis, Ace (62).....	B	Wisconsin-LaCrosse
6. Rogas, Dan (74).....	G	Tulane
7a. Holdash, Irving (82).....	C	North Carolina
(from New York Yankees for John Yonakor)		
7b. Michaels, Walt (86).....	HB	Washington & Lee
8a. Spinney, Art (88).....	E	Boston College
8b. Clark, Max (98).....	HB	Houston
(from Green Bay for QB Tom O'Malley)		
9a. Toler, Burrell (105).....	C	San Francisco
(from Detroit for E Jim Ducan)		
9b. Shula, Don (110).....	DB	John Carroll
10. Gierula, Chet (123).....	G	Maryland
11. Custis, Bernie (135).....	B	Syracuse
12a. Seillers, Milan (142).....	HB	Florida State
(from Detroit Lions for FB Chuck Schroll)		
12b. Kirtley, Stew (147).....	E	Morehead State
13. Voskuhl, Bob (159).....	C	Georgetown College (Ky.)
14. Cernoch, Rudy (171).....	T	Northwestern
15. Skibinski, Joe (183).....	G	Purdue
16. Pasky, Ed (195).....	QB	South Carolina
17. Kane Leroy (207).....	HB	Dayton
18. De Roin, Rube (219).....	C	Oklahoma State
19. Solari, Ray (231).....	G	California
20. Crocher, Jack (243).....	B	Tulsa
21. Stone, Ray (255).....	E	Texas
22. Taseff, Carl (267).....	FB	John Carroll
23. Champion, Johnny (279).....	HB	Southern Methodist
24. Benner, Wayne (291).....	HB	Florida State
25. Knispel, John (303).....	T	Wisconsin-LaCrosse
26. Williams, Fred (315).....	T	Arkansas
27. Jones, Jack (327).....	HB	Livingston State
28. Thrift, Roger (339).....	HB	East Carolina
29. Driver, Bill (351).....	QB	Florida State
30. Averno, Sisto (362).....	G	Muhlenberg

1952 - NFL

1a. Rechichar, Bert (10).....	DB	Tennessee
(from Detroit for E/T Jim Martin)		
1b. Agganis, Harry (12).....	QB	Boston University
2. Hughes, Bill (24).....	LB	Michigan State
3a. Klosterman, Don (26).....	QB	Loyola Marymount
(from New York Yankees)		
3b. Campanella, Joe (36).....	DT	Ohio State
4a. Costa, Elmer (39).....	T	North Carolina State
(from Green Bay)		
4b. Renfro, Ray (48).....	HB	North Texas
5. Jankovich, Kever (60).....	E	College of Pacific
6. Shields, Burrell (72).....	DB	John Carroll
7. Pace, John (84).....	T	Mississippi State
8a. Williams, Stan (86).....	E	Baylor
(from New York Yankees)		
8b. Forester, Herschel (96).....	G	Southern Methodist
9. Finnell, Bob (108).....	B	Xavier
10. Ribiero, Pat (120).....	T	College of Pacific
11. Logan, Dick (132).....	T	Ohio State
12. Thompson, Roy (144).....	B	Florida State

13. Cosgrove, Tom (156)	C	Maryland
14. Ruzich, Steve (168)	G	Ohio State
15. Alpin, Holland (180)	E	Tampa
16a. Neathery, Herb (189)	HB	Illinois (from Detroit)
16b. Rowland, Ed (192)	T	Oklahoma
17. Sheets, Stewart (204)	T	Penn State
18. Mirchi, Ken (216)	G	Santa Clara
19a. Talarico, Sam (225)	T/G	Indiana (from San Francisco)
19b. Maccioli, Mike (228)	B	Purdue
20. Brandenberg, Bob (240)	B	Kansas
21. Calhoun, Dick (252)	DT	Baylor
22. Johnson, Howard "Corky" (264)	T	Santa Barbara
23. Robertson, Bobby (276)	HB/P	Indiana
24. Wren, Lowe "Junior" (288)	B	Missouri
25. Reddell, Billy (300)	B	Florida
26. Vernasco, Joe (312)	E	Illinois
27. Maletzky, Bill (324)	G	Maryland
28. Pietro, John (336)	G	Brown
29. Klevay, Walt (348)	B	Ohio State
30. Saban, John (360)	FB	Xavier

1953 - NFL

1. Atkins, Doug (11)	DT	Tennessee
2. Reynolds, Billy (23)	HB	Pittsburgh
3a. Bruney, Fred (35)	HB	Ohio State
3b. Donaldson, Gene (37)	G	Kentucky (from Detroit Lions for B Robert Smith)
4a. Hietikko, Jim (?)	T	Ohio State (from Dallas Texans for QB Don Klosterman)
4b. Tamburo, Dick (47)	C/LB	Michigan State
5. Van Doren, Bob (59)	E	Southern California
6. Steinbrunner, Don (71)	C/LB	Washington State
7. Filipski, Gene (83)	B	Villanova
8. Massey, Carlton (95)	E	Texas
9. McNamara, Bob (107)	E	Minnesota
10. Natali, Elmo (119)	FB	California State (Pa.)
11. Hilinski, Dick (131)	T	Ohio State
12. Willhoite, Elmer (143)	G	Southern California
13. Fiss, Galen (155)	LB	Kansas
14. Nagler, Gern (167)	E	Santa Clara
15. Carson, Johnny (179)	E	Georgia
16. Kuykendall, Eric (191)	FB	Illinois
17. Bean, George (203)	B	Utah
18. Batten, Dick (215)	T	College of Pacific
19. Cain, Tom (227)	G	Colorado
20. Noll, Chuck (239)	T	Dayton
21. Crockett, Bill (251)	G	Rice
22. Looper, Byrd (263)	B	Duke
23. Kent, Ronnie (275)	B	Tulane
24. Labenda, John (287)	T	Wittenberg
25. Ellis, Jim (299)	B	Michigan State
26. Hoag, Charley (311)	B	Kansas
27. Sisco, Jack (323)	C	Baylor
28. Verkirk, Ray (335)	T	North Texas
29. Hobson, Clell (347)	B	Alabama
30. Myers, Andy (358)	G	Tennessee

1954 - NFL

Garret, Robert (1)	QB	Stanford (Bonus Selection)
1. Bauer, John (12)	HB	Illinois
2. Hanulak, Chester "Chet" (24)	G	Maryland
3. Bassett, Maurice (36)	FB	Langston (Okla.)
4. Hilgenberg, Jerry (48)	C	Iowa
5. Lucky, William (60)	T	Baylor
6a. Smith, James (64)	T	Baylor (from Baltimore for C Tom Cosgrove)
6b. Jenkins, Asa (72)	FB	Toledo
7. Miller, Donald (84)	HB	Southern Methodist
8a. Barbish, William (95)	E	Tennessee
8b. Harris, Charles (96)	HB	Georgia
9. Jones, Thomas (108)	HB	Miami (Ohio)
10a. Goss Donald (119)	G	Southern Methodist (from San Francisco for T/E Bob Van Doren)
10b. Pagna, Thomas (120)	HB	Miami (Ohio)
11. Schuebel, Max (132)	T	Rice
12. Brunich, Thomas (144)	T	Maryland
13. Cummins, George (156)	LB	Tulane
14. Head, James (168)	FB	Iowa
15. Lysy, Chester (180)	B	Hardin-Simmons
16. Raidel, Richard (192)	G	Kent State
17. Chapman, Howard (204)	T	Florida
18. Wohman, William (216)	B	South Carolina
19. Taylor, John (228)	C	Austin
20. Pierce, Hugh (240)	C	North Carolina State

21. Baughman, James (252)	G	Illinois
22. Caudle, Lloyd (264)	B	Duke
23. Mischak, Robert (276)	E	Army
24. Grambling, John (288)	QB	South Carolina
25. Hughes, Thomas (300)	T	Virginia Tech
26. Luny, Joseph (312)	G	Kansas
27. Mapp, John (324)	B	VMU
28. Vergara, Vincent (336)	B	Syracuse
29. Carter, Troy (348)	B	VMU

1955 - NFL

1. Burris, Kurt (13)	C/LB	Oklahoma
2. Renfro, Weldon "Dean" (25)	HB	North Texas
3a. Hall, John (35)	DT/LB	Iowa (from Chicago Bears with B Fred Morrison for B Harry Jagade)
3b. Freeman, Bob (37)	QB	Auburn
4a. Reynolds, Paul (41)	HB	Notre Dame (from Green Bay for T Jerome Helluin)
4b. Palumbo, Sam (49)	DT/LB	Notre Dame
5. Dandoy, Aramis (61)	HB	Southern California
6. Bolden, Leroy (73)	HB	Michigan State
7. Locklear, Jack (85)	C/LB	Auburn
8. (choice traded to Detroit for E Marion Gaskin)		
9. Ford, Henry (109)	HB	Pittsburgh
10. Dillon, Glen (121)	OE	Pittsburgh
11. Knebel, Eric (133)	T	Southern Methodist
12. Eaton, Jack (145)	T	New Mexico
13. Borton, John (157)	QB	Ohio State
14. Robinson, Fred (169)	G	Washington
15. Smith, Bob (181)	HB	Nebraska
16. Suchy, Don (193)	C	Iowa
17. Leonard, Bob (205)	FB	Purdue
18. Champlin, Steve (217)	T	Oklahoma
19. Ebert, Tom (229)	E	Kansas State
20. Proctor, William (241)	T	Florida State
21. Spinks, Richard (253)	HB	Texas Tech
22. Stone, Gerald (265)	T	Southeastern Louisiana
23. Greer, James (277)	E	Elizabeth City State
24. Matsock, John (289)	HB	Michigan State
25. Lindo, Ernie (301)	HB	College of Pacific
26. Fife, Don (313)	C	Purdue
27. Baldwin, Bobby (325)	B	Sam Houston State
28. Tokus, Ed (337)	E	Georgia
29. Robinson, Tex (349)	HB	Temple
30. Leachman, Lamar (360)	C	Tennessee

1956 - NFL

1. Carpenter, Preston (13)	HB	Arkansas
2. Kinard, Billy (25)	DB	Mississippi
3a. Ross, Larry (34)	E	Denver (from Chicago with Bears' 6th choice for DT Doug Atkins and QB Ken Gorgal)
3b. Quinlan, William (37)	E	Michigan State
4. Moss, Bob (49)	HB	West Virginia
5. Clarke, Frank (61)	E	Colorado
6a. Plunkett, Sherman (71)	E	Maryland Eastern Shore (from Chicago, see 3a.)
6b. Wiggins, Paul (73)	T	Stanford
7. Griffith, Charles (85)	E	Southern California
8. Hellyer, Len (97)	HB	Marshall
9. Hecker, Jack (109)	OE	Bowling Green
10. Rayburn, Ed (121)	T	Rice
11. Underdunk, William (133)	T	West Virginia
12. Javernick, Harry (145)	T	Colorado
13. Furey, Jim (157)	HB	Kansas State
14. Sidwell, Charles (169)	B	William & Mary
15. Davis, Willie (181)	G	Grambling
16. Cooper, Thurlow (193)	E	Maine
17. West, Ed (205)	QB	North Carolina
18. Carroll, Harold (217)	FB	Western Reserve
19. Sebest, John (229)	B	Eastern Kentucky
20. Mobra, Joe (241)	E	Oklahoma
21. Kaphis, Eugene (253)	E	Notre Dame
22. Brown, Samuel (265)	HB	UCLA
23. Althouse, Don (277)	E	Syracuse
24. Hughes, Jim (289)	G	San Jose State
25. Davenport, Bob (301)	FB	UCLA
26. Kammerman, Jack (313)	E	Utah
27. Dwyer, Ed (325)	E	Purdue
28. Sparks, Oliver (337)	G	Iowa State
29. Batts, John (349)	E	Vanderbilt
30. Bartholomew, Robert (360)	T	Wake Forest

1957 - NFL

1. Brown, Jim (6)	FB	Syracuse
2. Plum, Milt (17)	QB	Penn State
3. Walker, George (28)	QB	Arkansas
4. Camera, Paul (42)	OE	Stanford
5a. Jordan, Henry (52)	OT	Virginia

(from Green Bay for HB Chester Lyssy)		
5b. Campbell, Milt (53)	HB	Indiana
6a. Amstutz, Joe (63)	C	Indiana
(from Green Bay for T George Cummins)		
6b. Hartin, Harley (67)	T	California
7a. Mackerson, Gene (78)	OT	Mississippi
7b. Rotundo, Mike (82)	C	Michigan
(from N.Y. Giants for B Gene Filipksi)		
8. Gillis, Dan (89)	C	Rice
9. Comstock, Don (103)	B	Alabama
10. Reinhart, Robert (114)	QB	San Jose State
11. Cummings, William (125)	T	Ohio State
12. Spitzberger, Rudy (139)	G	Houston
13. Sanson, Jerry (150)	E	Auburn
14. Feller, Don (161)	B	Kansas
15. Kaiser, Dave (175)	E	Michigan State
16. Bayuk, John (186)	B	Colorado
17. Tamburello, Frank (197)	QB	Maryland
18. Torczon, Laverne (211)	G	Nebraska
19. Ploen, Kenneth (222)	QB	Iowa
20. Stillwell, Jack (233)	E	North Carolina
21. Juneau, Curry (247)	E	Southern Mississippi
22. Winters, Bob (258)	B	Utah State
23. Frazer, Jim (269)	T	Hampden-Sydney
24. Napoleon, Allen (283)	B	Stanford
25. Dimitroff, Tom (294)	QB	Miami (Ohio)
26. Bliss, Allen (305)	E	Miami (Ohio)
27. Okulovich, Andy (319)	QB	Ohio State
28. Cockrell, Gene (330)	T	Hardin-Simmons
29. Trozzo, William (341)	T	West Virginia
30. McKiever, Bob (354)	B	Northwestern

1958 - NFL

1. Shofer, Jim (13)	DB	TCU
2. Mitchell, Charles (25)	G	Florida
3a. (choice traded to Chicago Bears for QB James Haluska)		
3b. Guy, Melvin (34)	T	Duke
(from Detroit for C Frank Gatski)		
4. Ninowski, Jim (49)	QB	Michigan State
5a. Funston, Farrell (60)	OE	College of Pacific
5b. Gibbons, Jim (61)	OE	Iowa
(from Detroit with RB Lew Carpenter for LB Roger Zatkoff)		
6. Wulff, James (72)	HB	Michigan State
7. Mitchell, Bob (84)	HB	Illinois
8. Lattimore, Bert (96)	E	Duke
9. Parrish, Bernie (108)	DB	Florida
10. Russavage, Leo (120)	T	North Carolina
11. Bowermaster, Russ (132)	OE	Ohio State
12. Brodhead, Robert (144)	QB	Duke
13. Williams, Hal (156)	B	Miami (Ohio)
14. Miller, Ken (168)	T	TCU
15. Hoelscher, Howard (180)	FB	Rice
16. Cornelison, Jerry (192)	T	Southern Methodist
17. Osborn, Roddy (204)	HB	Texas A&M
18. Johnson, Alvin Peter (216)	T	Idaho
19. Brown, Ed (228)	G	Arizona
20. Serieka, Edward (240)	E	Xavier
21. Martin, William (252)	B	Iowa State
22. Renn, Robert (264)	HB	Florida State
23. Verkey, Dan (276)	T	Washington State
24. O'Connor, Jim (288)	T	Marshall
25. Peters, Robert (300)	HB	Baylor
26. Thompson, Frank (312)	T	Wake Forest
27. Thelan, Dave (324)	HB	Miami (Ohio)
28. Boykin, William (336)	T	Michigan State
29. Czapla, Frank (348)	T	Missouri
30. Svendsen, Bernard (359)	C	Minnesota

1959 - NFL

1. Kreitling, Rich (11)	OE	Illinois
2. Schafraih, Dick (23)	OT	Ohio State
3. O'Brien, Francis (35)	OT	Michigan State
4a. Prahst, Gary (37)	OE	Michigan
(from Green Bay for E Len Ford)		
4b. Lloyd, Dave (47)	C	Georgia
5a. Wooten, John (53)	G	Colorado
(from Detroit for E Jim Gibbons)		
5b. LeBeau, Dick (58)	DB	Ohio State
6a. Prestel, James (70)	T	Idaho
(from New York for G Bob Mischak)		
6b. Denton, Bob (71)	DE	College of Pacific
7. Miller, Gene (82)	T	Rice
8a. Ptacek, Robert (87)	QB	Michigan
(from Chicago Cardinals for C Don Gillis)		
8b. (choice traded to Green Bay for E Dick Deschaine)		
9. Wilson, Kirk (106)	PIK	UCLA
10. Zeman, Robert (119)	B	Wisconsin
11. King, Gerald (130)	G	Kent State

12. Palandrani, Francis (143)	T	North Carolina State
13. Reese, Ray (154)	LB	Bowling Green
14. Dubenion, Elbert (167)	HB	Bluffton
15. Salwocki, Tom (178)	C	Pittsburgh
16. Caleb, Jamie (191)	B	Grambling
17. Schmittan, Homer (202)	E	Tennessee Tech
18. Hill, Ed (215)	G	Miami (Ohio)
19. Schroeder, Joe (226)	T	Xavier
20. McClain, Albert (239)	T	Shaw (N.C.)
21. Fraser, James (250)	G	Wisconsin
22. Wenzel, Joe (263)	E	Lehigh
23. Gardner, Jim (274)	T	Duke
24. Goings, Russ (287)	G	Xavier
25. Psycholski, Ernie (298)	T	Ohio State
26. Floyd, Homer (311)	B	Kansas
27. Baker, Larry (322)	T	Bowling Green
28. Abodie, Pete (335)	E	Tulane
29. Nietupolski, Ronald (346)	T	Illinois
30. Ketchie, Carl (359)	B	Washington State

1960 - NFL

1. Houston, Jim (8)	E	Ohio State
2a. Stephens, Larry (18)	DT	Texas
(from Pittsburgh with Steelers' 5th choice for E Darrel Brewster)		
2b. Gault, Prentice (19)	FB	Oklahoma
3. Fichtner, Ross (33)	B	Purdue
4a. Brewer, John (41)	E	Mississippi
(from Green Bay for HB Robert Freeman)		
4b. Marshall, Jim (44)	DT	Ohio State
5a. Jarus, Bob (53)	FB	Purdue
(from Green Bay for T Henry Jordan)		
5b. (Browns' choice traded to Pittsburgh, see 2a.)		
6. Khayat, Robert (69)	G	Mississippi
7. Anderson, Taz (80)	FB	Georgia Tech
8. White, Bob (91)	B	Ohio State
9. Burford, Chris (105)	E	Stanford
10. Washington, Clyde (116)	HB	Purdue
11. Franklin, Bob (127)	QB	Mississippi
12. Mostardi, Rich (141)	B	Kent State
13. Grecni, Rich (152)	C	Ohio University
14. Dumbauld, Bill (163)	T	West Virginia
15. Watkins, Thomas (177)	HB	Iowa State
16. Waldon, James (188)	QB	Wyoming
17. Coleman, Lovell (199)	B	Western Michigan
18. Hanlon, Jack (213)	B	Pennsylvania
19. Campbell, Jack (224)	E	Toledo
20. Nelson, Bob (235)	C	Wisconsin

1961 - NFL

1a. Crespino, Robert (10)	E	Mississippi
(choice acquired from Detroit with LB Robert Long for QB Jim Ninowski		
1b. (Browns' choice traded to Dallas for T Paul Dickson and Dallas' 1st draft choice in 1962)		
2. Nutting, Edward (27)	T	Georgia Tech
3. (Browns' choice traded to Los Angeles for T Gene Selawski)		
4. Brown, John (55)	T	Syracuse
5. Lucci, Mike (69)	C	Tennessee
6a. Parker, Frank (79)	T	Oklahoma State
(choice acquired from Detroit for T William McClung)		
6b. (Browns' choice traded to St. Louis for E Don Fleming)		
7. Powell, Preston (97)	B	Grambling
8a. Cox, Fred (110)	HB	Pittsburgh
(choice acquired from Green Bay for FB Robert Jarus)		
8b. Frongillo, John (111)	T	Baylor
9. Gibbs, Jake (125)	QB	Mississippi
10a. Wolff, Wayne (129)	G	Wake Forest
(choice acquired from Washington for HB Jim Wulff)		
10b. Ericson, Ken (139)	E	Syracuse
11. Gault, Billy (153)	B	TCU
12. Lage, Richard (167)	E	Lenoir-Rhyne
13. Wilson, Jack (181)	B	Duke
14. Lohman, Phil (195)	C	Oklahoma
15. Taylor, Charles (209)	B	Mississippi
16. Shoals, Roger (223)	T	Maryland
17. Bird, Calvin (237)	B	Kentucky
18. Morris, Ed (251)	T	Indiana
19. Minihane, Robert (265)	G	Boston University
20. Baker, Charles (279)	T	Tennessee

1962 - NFL

1a. Collins, Gary (4)	E	Maryland
(from Dallas along with T Paul Dickson for Browns' first choice in 1961)		
1b. Jackson, Leroy (11)	B	Western Illinois
(rights to Jackson traded to Washington for rights to RB Ernie Davis)		
2a. Hinton, Charles (17)	T	North Carolina Central
(from Minnesota for T Jim Prestel, RB Jamie Caleb and Vikings 11th round choice)		
2b. Stephens, Sandy (25)	QB	Minnesota

3a. (Browns' choice traded to Dallas for G Duane Putnam)		
3b. Furman, John (42)	QB	Texas-El Paso
(choice acquired from Green Bay for QB John Roach)		
4. Sczurek, Stan (53)	G	Purdue
5. Rivera, Henry (67)	HB	Oregon State
6. Tidmore, Sam (81)	E	Ohio State
7. Havlicek, John (95)	E	Ohio State
(Browns' choice traded to Detroit for DT Erroll Linden)		
9. Dickerson, Charles (123)	T	Illinois
10a. Goerlitz, Gerald (129)	C	Northern Michigan
(from Minnesota for T Robert Denton)		
10b. White, Albert (137)	B	Capital
11a. Myers, Ronnie (142)	E	Villanova
(from Minnesota, see 2a.)		
11b. McNeil, Clifton (151)	E	Grambling
12. Stute, Ted (165)	E	Ohio University
13. Gardner, Frank (179)	T	North Carolina Central
14. Shorter, Jim (193)	B	Detroit Mercy
15. Goosby, Tom (207)	G	Baldwin-Wallace
16. Biodrowski, Dennis (221)	E	Memphis
17. Harlan, Herbert (235)	E	Baylor
18. Bishop, Sonny (249)	G	Fresno State
19. Anabro, John (263)	QB	Fresno State
20. Flately, Paul (277)	B	Northwestern

1963 - NFL

1. Hutchinson, Tom (9)	E	Kentucky
2. Kanicki, Jim (23)	T	Michigan State
(Browns' choice traded to Los Angeles with DT Larry Stephens and Browns' 6th choice for QB Frank Ryan and HB Tom Wilson)		
4. Munsey, Bill (51)	B	Minnesota
5a. (Browns' choice traded to Pittsburgh for RB Charley Scales)		
5b. Baker, Frank (68)	B	Toledo
(from Detroit with RB Howard Cassidy and DE Bill Glass for RB Tom Watkins and DE Dave Lloyd)		
6a. Borghetti, Ernest (72)	T	Pittsburgh
(from Minnesota for DB Tom Franckhouser, OT Erroll Linden, WR Charlie Ferguson and K Fred Cox)		
6b. Bloom, Tom (72)	B	Purdue
(Philadelphia's choice awarded to Cleveland for improper waiver procedure involving Howard Cassidy)		
6c. (Browns' choice traded to Los Angeles, see 3.)		
7. (Browns' choice traded to Green Bay for Eric Green)		
8. Sweeney, Walter (107)	E	Syracuse
9. Raimey, Dave (121)	B	Michigan
10. Bobbitt, Jim (135)	G	Michigan State
11. Graham, Art (149)	WR	Boston College
12. Infante, Lindy (163)	B	Florida
13. Katterhenrich, Dave (177)	B	Ohio State
14. Faulkner, Staley (191)	T	Texas
15. Reade, Lynn (205)	T	Southern California
16. Kelly, Richard (219)	OG	Georgia
17. Anderson, Richard (233)	E	Penn State
18. Garvin, Bobby (247)	T	Mississippi State
19. Sherman, Gary (261)	LB	Bowling Green
20. Shaw, Steve (275)	B	Vanderbilt

1964 - NFL

1. Warfield, Paul (11)	WR	Ohio State
2. Truax, Bill (26)	TE	LSU
(Browns' choice traded to Dallas for DT Ken Frost)		
3. Shackelford, Don (54)	T	College of Pacific
5. Klein, Richard (67)	T	Wichita State
(Browns' choice traded to Dallas for G Andy Cvercko)		
7. Odum, Sammy (95)	LB	Northwestern State (La.)
8. Kelly, Leroy (110)	HB	Morgan State
9. Briscoe, John (123)	LB	Arizona
10a. Van Raaphorst, Richard (135)	K	Ohio State
10b. Robinson, Bobby (138)	G	Mississippi
(choice acquired from Minnesota for RB Tom Wilson)		
11. Versprille, Edward (151)	FB	Alabama
12. Mitchell, Ed (166)	T	Southern
13. Meehan, Bob (179)	G	Syracuse
14. Sieg, Terry (194)	HB	Virginia
15. Houtman, John (207)	T	Michigan
16. Williams, Sidney (222)	E	Southern
17. Bartolomeoli, Larry (235)	T	Western Michigan
18. Lewis, Sherman (250)	HB	Michigan State
19. Higgins, Jim (263)	G	Xavier
20. Archer, Dave (278)	T	Syracuse

1965 - NFL

1. (Browns' choice traded to San Francisco for G Ted Connolly)		
2a. Garcia, James (17)	T	Purdue
(from Chicago along with DB Lowell Caylor and Bears' 3rd round choice for TE Rich Kreitling)		
2b. Bussell, Gerry (22)	HB	Georgia Tech
(choice acquired from Los Angeles for TE Bill Truax)		

2c. Johnson, Walter (27)	DT	Los Angeles State
3a. Scott, Robert "Bo" (32)	HB	Ohio State
(choice acquired from Chicago, see 2a.)		
3b. Maples, Bob (41)	C	Baylor
4. (Browns' choice traded to Minnesota for DT Mike Bundra)		
5. Irwin, Bill (69)	T	Mississippi
6a. Simkus, Arnold (72)	T	Michigan
(from San Francisco for C Frank Morze)		
6b. Aldredge, Corwyn (83)	E	Northwestern State (La.)
7. Lindsey, Dale (97)	LB	Western Kentucky
8. Howell, Mike (111)	QB	Grambling
9. Lane, Gary (125)	QB	Missouri
10. Screen, Pat (139)	QB	LSU
11. Cordill, Olie (153)	HB	Memphis
12. Canale, Justin (167)	G	Mississippi State
13. Pickett, Henry (181)	HB	Baylor
14. Simrell, Dan (195)	QB	Toledo
15. Gagner, Larry (209)	T	Florida
16. Anthony, Mel (223)	FB	Michigan
17. Boyette, John (237)	T	Clemson
18. Arrington, Dick (251)	G	Notre Dame
19. Orazen, Ed (265)	G	Ohio State
20. Goldberg, Frank (279)	LB	Central Michigan

1966 - NFL

1. Morin, Milt (14)	TE	Massachusetts
2. Norton, Rick (29)	QB	Kentucky
3. (Browns' choice traded to N.Y. Giants for DB Erich Barnes)		
4. Duranko, Pete (61)	DE	Notre Dame
5a. Schultz, Randy (74)	FB	Iowa State Teacher's
(from Detroit for OT Roger Shoals)		
5b. Fulford, Dan (78)	E	Auburn
6a. Battle, James (90)	DE	Southern
(from N.Y. Giants for DT Mike Bundra)		
6b. Hoaglin, Fred (93)	C	Pittsburgh
7. Carter, Leroy (109)	FL	Grambling
8. Talaga, Tom (123)	OT	Notre Dame
9. Gregory, Jack (139)	DE	Chattanooga
10. Ledbetter, Monty (153)	FL	Northwestern State (La.)
11. Fire, Tony (169)	DT	Bowling Green
12. Czap, Rich (183)	T	Nebraska
13. Boudreaux, James (199)	DT	Louisiana Tech
14. Lammons, Pete (213)	FL	Texas
15. Ellis, Bob (229)	DB	Massachusetts
16. Ray, David (243)	DB	Alabama
17. Modzelewski, Gene (259)	T	New Mexico State
18. Harraway, Charlie (273)	FB	San Jose State
19. Singer, Karl (289)	DT	Purdue
20. Petro, Joe (303)	DB	Temple

1967 - NFL

1. Matheson, Bob (18)	LB	Duke
2. Conjar, Larry (46)	FB	Notre Dame
3a. Cockroft, Don (55)	KP	Adams State
(from N.Y. Giants for DE Jim Garcia)		
3b. Barney, Eppie (72)	WR	Iowa State
4a. Ward, Carl (83)	HB	Michigan
(from Atlanta for RB Charley Scales)		
4b. Taftoni, Joe (98)	T	Tennessee-Martin
5. (Browns' choice traded to Dallas for G Joe Bob Isbell)		
6. DeMarie, John (152)	C	LSU
7. House, Bill (177)	DT	Youngstown State
8. Devrow, Bill (205)	DB	Southern Mississippi
9. Dowdy, Cecil (230)	LB	Alabama
10. Copeland, James (255)	G	Virginia
11. Sabatino, Bill (282)	DE	Colorado
12. Fowler, Charles (308)	OT	Houston
13. Andrews, Bill (333)	LB	Southeastern Louisiana
14. Rogers, Floyd (360)	DT	Clemson
15. Williamson, Dennis (386)	DB	Wisconsin-Whitewater St.
16. Williams, Don (411)	WR	Akron
17. Davis, Ben (439)	HB	Defiance

1968 - NFL

1. Upshaw, Marvin (21)	DE	Trinity (Tex.)
2. Garlington, John (47)	LB	LSU
3a. Olszewski, Harry (64)	G	Clemson
(from Pittsburgh for OT John Brown and Steelers' 10th round choice)		
3b. Morrison, Reece (66)	HB	Texas-San Marcos
(from Washington along with QB Dick Shiner for QB Jim Ninowski)		
3c. (Browns' choice traded to Los Angeles for DB George Ynebruska)		
4. Meylan, Wayne (104)	LB	Nebraska
5a. Wempe, Mike (131)	OT	Missouri
5b. Jackson, Jackie (134)	DB	Clemson
(from Baltimore for P David Lee)		
6a. James, Nathan (152)	DB	Florida A&M
(from N.Y. Giants for LB Vince Costello)		
6b. (Browns' choice traded to Philadelphia for TE Ron Duncan)		

7. Brady, Dale (186)	HB	Memphis
8. Schoen, Tom (212)	DB	Notre Dame
9. Porter, David (238)	DE	Michigan
10a. Greer, James (255)	DE	Stephen F. Austin
(from Pittsburgh, see 3a.)		
10b. Mitchell, Alvin (267)	DB	Morgan State
11. Alcom, Jim (293)	QB	Claron State
12. Beutler, Tom (319)	LB	Toledo
13. Sellers, Terry (348)	DB	Georgia
14. Whipps, Edgar (374)	FB	Jackson State
15. Baxter, Bob (400)	FL	Memphis
16. Sievert, Dick (429)	DE	Wisconsin-River Falls
17. McDuffie, Wayne (455)	C	Florida State

1969 - NFL

1. Johnson, Ron (20)	FB	Michigan
2. (Browns' choice traded to Washington for DE Ron Snidow)		
3a. Jenkins, Al (55)	G	Tulsa
(from Philadelphia for RB Larry Conjar)		
3b. Glass, Charles "Chip" (72)	TE	Florida State
4. Summers, Fred (98)	DB	Wake Forest
5. Hooker, Fair (124)	FL	Arizona State
6a. Adams, Larry (145)	DT	TCU
(from N.Y. Giants for QB Gary Lane)		
6b. Righetti, Joe (150)	DT	Waynesburg
7. Sumner, Walt (176)	DB	Florida State
8. Reynolds, Chuck (202)	C	Tulsa
9. Kamzelski, Ron (228)	DT	Minnesota
10. Shelly, Greg (254)	G	Virginia
11. Jones, Dave (280)	FL	Kansas State
12. Davis, Dick (306)	HB	Nebraska
13. Boutwell, Tom (332)	QB	Southern Mississippi
14. Smaha, Jiggy (358)	DT	Georgia
15. Stevenson, Joel (384)	TE	Georgia Tech
16. Lowe, James (410)	FL	Tuskegee
17. Oliver, Bob (436)	DE	Abiene Christian

1970 - NFL

1a. Phipps, Mike (3)	QB	Purdue
(from Miami for WR Paul Warfield)		
1b. McKay, Bob (21)	TE	Texas
2a. Jones, Joe (36)	DE	Tennessee State
(from New Orleans for LB John Brewer)		
2b. Sherk, Jerry (47)	DT	Oklahoma State
3. (Browns' choice traded to Dallas for QB Jerry Rhome)		
4. Stevenson, Rickey (99)	B	Arizona
5. Engel, Steve (125)	HB	Colorado
6. Cilek, Mike (151)	QB	Iowa
7. Wycinsky, Craig (177)	G	Michigan State
8. Davidson, Honester (203)	S	Bowling Green
9. Brown, Geoff (229)	LB	Pittsburgh
10. Yanchar, Bill (255)	DT	Purdue
11. Benner, Gene (281)	WR	Maine
12. Sanders, Jerry (307)	K	Texas Tech
13. Roberts, Larry (333)	HB	Central Missouri
14. Tharpe, Jim (359)	LB	Lincoln (Mo.)
15. Homoly, Guy (385)	CB	Illinois State
16. Redebaugh, John (411)	TE/K	Bemidji State
17. Tabb, Charles (437)	TE/RB	McMurry

1971 - NFL

1. Scott, Clarence (14)	CB	Kansas State
2. Cornell, Robert "Bo" (40)	HB	Washington
3a. Staroba, Paul (66)	WR	Michigan
3b. Hall, Charles (68)	LB	Houston
(from Kansas City for DE Marvin Upshaw)		
4. Pena, Robert "Bubba" (92)	G	Massachusetts
5. Brown, Stanley (118)	WR	Purdue
6a. Dieken, Doug (142)	T	Illinois
(from Chicago for WR Eppie Barney)		
6b. Dixon, Jay (144)	DE	Boston University
7. Jacobs, Bob (170)	K	Wyoming
8. Zelina, Larry (196)	HB	Ohio State
9. Levels, Wilmur (222)	S	North Texas
10. Casteel, Steve (248)	LB	Oklahoma
11. Sikich, Mike (274)	G	Northwestern
12. Blanchard, Felix "Tony" (300)	TE	North Carolina
13. Jamula, Thad (326)	T	Lehigh
14. Kingrea, Rick (352)	LB	Tulane
15. Green, William "Bill" (378)	CB	Western Kentucky
16. Smith, David (404)	WR	Mississippi State
17. Dillon, Leo (430)	C	Dayton

1972 - NFL

1. Darden, Thom (18)	DB	Michigan
2a. Brooks, Clifford (45)	DB	Tennessee State
2b. Sims, Lester (51)	DE	Alabama
(from Miami for LB Bob Matheson)		
3. (Browns' choice traded to L.A. Rams with G Joe Taffoni for T Mitch		

Johnson and Minnesota's 5th round choice)		
4. (Browns' choice traded to Kansas City along with Browns' 3rd round choice in 1973 for WR Frank Pitts)		
5a. Hunt, George (122)	K	Tennessee
5b. Kucera, Greg (128)	HB	Northern Colorado
(from Los Angeles, see 3.)		
6. Forey, Leonard (149)	G	Texas A&M
7. Wesley, Don (174)	OT	Maryland Eastern Shore
8. McKinnis, Hugh (201)	HB	Arizona State
9a. McKee, Larry (226)	G	Arizona
9b. Lefear, Billy (230)	WR/RB	Henderson (Ark.)
(from Baltimore for LB Tom Beutler)		
10. Mosier, Herschell (253)	DT	Northwestern Oklahoma
11. Long, Mel (278)	LB	Toledo
12. Chapman, Bernard (305)	DB	Texas-El Paso
13. Sipe, Brian (330)	QB	San Diego State
14. Stewart, Ed (357)	G	East Central (Okla.)
15. McCullar, Jewell (382)	LB	Chico State
16. Wakefield, Richard (409)	WR	Ohio State
17. Portz, William (434)	DB	Sterling (Ka.)

1973 - NFL

1a. Holden, Steve (16)	WR	Arizona State
(from N.Y. Giants along with 2nd round choice for DE Jack Gregory and CB Freddie Summers)		
1b. Adams, Pete (22)	G	Southern California
2a. Pruitt, Greg (30)	HB	Oklahoma
(from New York with Giants, see 1a.)		
2b. Steinke, Jim (47)	DB	Texas-San Marcos
3a. Crum, Bob (67)	DE	Arizona
(from Baltimore for C Fred Hoaglin)		
3b. (Browns' choice traded to Kansas City along with Browns' 4th round choice in 1972 for WR Frank Pitts)		
4a. Dorris, Andy (93)	LB	New Mexico State
(from Baltimore for K George Hunt)		
4b. Mattingly, Randy (100)	QB	Evansville
5. (Browns' choice traded to San Diego for DT George Wright)		
6. Green, Van (150)	DB	Shaw (N.C.)
7. (Browns' choice traded to Miami for C Bob DeMarco)		
8. (Browns' choice traded to Detroit for DT Jerry Rush)		
9. Wester, Curtis (228)	G	Texas A&M - Commerce
10. Humphrey, Tom (256)	T	Abilene Christian
11. Barisich, Carl (281)	DT	Princeton
12. Simmons, Stan (306)	TE	Lewis and Clark
13. Romaniszyn, Jim (334)	LB	Edinboro
14. Popelka, Robert (359)	DB	Southern Methodist
15. Sullivan, Dave (384)	WR	Virginia
16. Greenfield, George (412)	HB	Murray State
17. McClowry, Robert (437)	C	Michigan State

1974 - NFL

1. (Browns' choice traded to San Diego along with Browns' 2nd round choice in 1975 for LB Bob Babich and Chargers' 4th round choice in 1975)		
2. Corbett, Billy (40)	OT	Johnson C. Smith
3. (Browns' choice traded to Denver for QB Don Horn and a 6th round choice)		
4. (Browns' choice traded to Oakland for WR Gloster Richardson)		
5. Ilgenfritz, Mark (118)	DE	Vanderbilt
6a. Pritchett, Billy (146)	FB	West Texas A&M
(choice acquired from Buffalo)		
6b. (Browns' choice traded to Denver, see 3.)		
7a. Herrick, Bob (163)	WR	Purdue
(from St. Louis for LB Andy Dorris)		
7b. Sullivan, Gerry (171)	C/OT	Illinois
8a. (Browns' choice traded to Washington with T Mitch Johnson for a 3rd round choice in 1973)		
8b. Brown, Eddie (199)	DB	Tennessee
(from Buffalo for LB Rick Kingrea)		
9. Scott, Dan (224)	G	Ohio State
10a. Puestow, Mike (238)	WR	North Dakota State
(from Chicago for QB Randy Mattingly)		
10b. (Browns' choice traded to Buffalo for TE Jan White)		
11. Gooden, Tom (274)	K	Harding
12. McNeil, Ron (302)	DE	North Carolina Central
13. Seifert, Mike (327)	DE	Wisconsin
14. Hunt, Bob (352)	HB	Heidelberg
15. Terrell, Ransom (380)	LB	Arizona
16. Anderson, Preston (407)	DB	Rice
17. Buchanan, Carlton (430)	DT	Southwestern Oklahoma St.

1975 - NFL

1. Mitchell, Mack (5)	DE	Houston
2. (Browns' choice traded to San Diego with Browns' 1st round choice in 1974 for LB Bob Babich and Chargers' 4th round choice in 1974)		
3. Roan, Oscar (57)	TE	Southern Methodist
4a. Peters, Tony (82)	DB	Oklahoma
4b. (Browns' choice with LB Bob Babich traded to New England for WR Reggie Rucker)		
5a. Zimba, John (109)	DE	Villanova

STAFF

PLAYERS

2017 SEASON

HISTORY

RECORDS

GAME DAY

5b. Cope, Jim (119)	LB	Ohio State (from Detroit for CB Ben Davis)
6a. Browns' choice traded to San Diego for TE James Thaxton		
6b. Miller, Charles (150)	DB	West Virginia (from Washington for WR Paul Staroba)
6c. Hynoski, Henry (154)	HB	Temple (from Oakland for WR Frank Pitts)
7. Wang, Merle (161)	OT	TCU
8. Santliri, Barry (186)	TE	Purdue
9a. Poole, Larry (213)	HB	Kent State
9b. Hogan, Floyd (215)	DB	Arkansas (from Kansas City for DE Bob Briggs)
10. Lewis, Stan (238)	DE	Wayne State (Neb.)
11. Marinelli, Tom (265)	G	Boston College
12. Ambrose, Dick (290)	LB	Virginia
13. Armstead, Willie (317)	WR	Utah
14. Barrett, Tim (342)	HB	John Carroll
15. Moore, Willie (369)	DT	Johnson C. Smith
16. McKay, John (394)	WR	Southern California
17. Graf, Dave (421)	LB	Penn State

1976 - NFL

1. Pruitt, Mike (7)	HB	Purdue
2. Browns' choice traded to Oakland for LB Gerald Irons and Raiders' 9th round choice		
3. Logan, Dave (65)	WR/TE	Colorado
4a. Swick, Gene (97)	QB	Toledo (from Philadelphia for CB Clifford Brooks)
4b. St. Clair, Mike (99)	DE	Grambling
5. Sheppard, Henry (130)	OT	Southern Methodist
6. Browns' choice traded to Chicago for Glen Holloway		
7. Cassidy, Steve (189)	DT	LSU
8. Browns' choice traded to Buffalo for S Neal Craig		
9a. Reed, James (242)	HB	Mississippi
9b. Nagel, Craig (261)	QB	Purdue (from Oakland, see 2.)
10. Kleber, Doug (271)	OT	Illinois
11. Celek, Chuck (297)	DE	Kent State
12. Browns' choice traded to Houston for WR Willie Miller		
13. Murray, Brian (354)	OT	Arizona
14. Smaizer, Joe (381)	TE	Illinois
15. Philyow, Luther (408)	DB	Loyola Marymount
16. Lorenzen, Chris (438)	DT	Arizona State
17. Fleming, Tom (465)	WR	Dartmouth

1977 - NFL

1. Jackson, Robert L. (17)	LB	Texas A&M
2. Skladany, Tom (46)	P/K	Ohio State (rights later traded to Detroit for 3rd round choice in 1978 and a 7th round choice in 1979)
3. Browns' choice traded to Buffalo with 6th round choice for DT Earl Edwards		
4a. Davis, Oliver (102)	DB	Tennessee State
4b. Sims, Robert "Mickey" (110)	DT	South Carolina State (from Chicago for QB Mike Phipps)
5. Browns' choice traded to San Diego for DE Ron East		
6. Browns' choice traded to Buffalo, see 3.)		
7a. Randle, Ken (173)	WR	Southern California (from Atlanta for DE Ron East)
7b. Smith, Blane (184)	TE	Purdue
7c. Lingenfelter, Bob (188)	OT	Nebraska (from St. Louis for S Neal Craig)
8. Armstrong, Bill (213)	DB	Wake Forest
9. Brown, Daryl (240)	KR	Tufts
10. Burkett, Tom (269)	T	North Carolina
11. Nash, Charles (296)	WR	Arizona
12. Tierney, Leo (325)	C	Georgia Tech

1978 - NFL

1a. Matthews, Clay (12)	LB	Southern California
1b. Newsome, Ozzie (23)	WR	Alabama (from Los Angeles with 4th round choice for 1st round choice obtained for QB Mike Phipps)
2. Evans, Johnny (39)	P/QB	North Carolina State
3a. Collins, Larry (67)	HB	Texas A&M - Kingsville (choice acquired from Detroit along with 7th round choice in 1979 for rights to P Tom Skladany)
3b. Miller, Mark (68)	QB	Bowling Green
4a. Browns' choice to Miami along with 7th round choice as compensation for signing WR Paul Warfield		
4b. Pullara, Pete (103)	G	Chattanooga (from Los Angeles, see 1b.)
5. Wright, Keith (122)	FL	Memphis
6. Pitts, Al (149)	C	Michigan State
7. Browns' choice to Miami, see 4a.)		
8. Turnbow, Jesse (205)	DT	Tennessee
9. Kramer, Jon (234)	OG	Baylor
10. Watson, Brent (261)	OT	Tennessee

11. Gillard, Larry (290)	DT	Mississippi State
12. Biedermeyer, Leo (317)	OT	California

1979 - NFL

1a. Browns' choice traded to San Diego for 1st and 2nd round choices		
1b. Adams, Willis (20)	WR	Houston (from San Diego, see 1a.)
2a. Johnson, Lawrence (40)	CB	Wisconsin
2b. Clapham, Sam (47)	OT	Oklahoma (from San Diego, see 1a.)
3. Ramey, James (70)	DE	Kentucky
4. Miller, Matt (95)	OT	Colorado
5a. Browns' choice traded to Los Angeles along with TE Oscar Roan for Rams' 5th and 6th round picks		
5b. Dimler, Rich (124)	DT	Southern California (from Los Angeles, see 5a.)
6a. Burrell, Clinton (151)	DB	LSU
6b. Ronan, Jim (163)	DT	Minnesota (from Los Angeles, see 5a.)
7a. Browns' choice traded to Oakland along with 12th round pick for Raiders' 7th and 9th round selections		
7b. Browns' choice traded to Philadelphia for RB Tom Sullivan		
7c. Risien, Cody (183)	OT	Texas A&M (from Oakland, see 7a.)
8. Perkw, Kent (204)	DE	San Diego State
9a. McGee, Carl (234)	LB	Duke
9b. Weathers, Curtis (241)	TE	Mississippi (from Oakland, see 7a.)
10. Smith, John (261)	WR	Tennessee State
11. Poeschl, Randy (287)	DE	Nebraska
12a. Methvin, Dewitt (315)	C	Tulane (choice acquired from Washington for DE Joe Jones)
12b. Browns' choice traded to Oakland, see 7a.)		

1980 - NFL

1a. Browns' 1st and 6th round choices traded to Los Angeles for Rams' 1st, 2nd, 4th and 5th round choices		
1b. White, Charles (27)	RB	Southern California (choice acquired from Los Angeles, see 1a.)
2a. Browns' choice along with 5th round choice traded to Denver for DE Lyle Alzado		
2b. Crosby, Cleveland (54)	DE	Arizona (from Los Angeles, see 1a.)
3. Odom, Cliff (72)	LB	Texas-Arlington
4a. Crews, Ron (99)	DE	Nevada-Las Vegas
4b. McDonald, Paul (109)	QB	Southern California (from Los Angeles, see 1a.)
5a. Franks, Elvis (116)	DE	Morgan State (from Los Angeles, see 1a.)
5b. Browns' choice traded to Oakland for G George Buehler		
5c. Browns' choice traded to Denver, see 2a.)		
6a. Browns' choice traded to San Diego for RB Rickey Anderson		
6b. Browns' choice traded to Los Angeles, see 1a.)		
7. Browns' choice traded to New York Giants for DE Jack Gregory		
8. Copeland, Jeff (209)	LB	Texas Tech
9. Dewalt, Roy (236)	RB	Texas-Arlington
10. Fidel, Kevin (263)	C	San Diego State
11. Sales, Roland (294)	RB	Arkansas
12. Jackson, Marcus (321)	DT	Purdue

1981 - NFL

1. Dixon, Hanford (22)	CB	Southern Mississippi
2. Browns' choice traded to Buffalo along with 3rd round choice in 1982 for G Joe DeLamelleure		
3. Browns' choice traded to Denver along with 2nd and 5th round choices in 1980 for DE Lyle Alzado		
4a. Robinson, Mike (92)	DE	Arizona (choice acquired from Washington along with 5th and 10th round choice for S Tony Peters)
4b. Browns' choice traded to San Diego for LB Don Goode		
5. Cox, Steve (134)	P/K	Arkansas
6. Simmons, Ron (160)	DT	Florida State
7. Johnson, Eddie (187)	LB	Louisville
8. Browns' choice traded to New York Jets for DE Marshall Harris		
9. Schleusener, Randy (244)	C	Nebraska
10a. Browns' choice traded along with another 10th round choice to Washington for 8th round choice in 1982		
10b. Browns' choice traded to Washington, see 10a.)		
10c. Prater, Dean (271)	DT	Oklahoma State
11. Friday, Larry (298)	S	Mississippi State
12. McGill, Kevin (325)	T	Oregon

1982 - NFL

1. Banks, Chip (3)	LB	Southern California
2. Baldwin, Keith (31)	DE	Texas A&M
3. Browns' choice traded to Buffalo with Browns' 2nd round choice in 1981 for G Joe DeLamelleure		
4. Walker, Dwight (87)	RB/WR	Nicholls State (La.)

5. Baab, Mike (115).....C/G.....Texas
 6a. (Browns' choice traded to Dallas for LB Bruce Huther)
 6b. Whitwell, Mike (162).....WR.....Texas A&M
 (from Denver for LB Robert L. Jackson)
 7. (Browns' choice traded to Buffalo for RB Terry Miller)
 8a. Kafentzis, Mark (199).....S.....Hawaii
 8b. Heflin, Van (204).....TE.....Vanderbilt
 (from Oakland for DE Lyle Alzado)
 8c. Jackson, Bill (211).....S.....North Carolina
 (from Washington for 10th round choice in 1981)
 9. Baker, Milton (227).....TE.....West Texas A&M
 10. Floyd, Ricky (255).....RB.....Southern Mississippi
 11. Michuta, Steve (282).....QB.....Grand Valley State
 12. Nicolas, Scott (310).....LB.....Miami (Fla.)

1983 - NFL

1. (Browns' choice traded to Buffalo along with Browns' 3rd round choice in 1984 and 5th round choice in 1985 for LB Tom Cousineau)
 2. Brown, Ron (41).....WR.....Arizona State
 3. Camp, Reggie (68).....DE.....California
 4. (Browns' choice traded to San Diego for LB Don Goode)
 5. Contz, Bill (122).....T.....Penn State
 6a. Stracka, Tim (145).....TE.....Wisconsin
 (from Chicago for C Gerry Sullivan)
 6b. Puzzioli, Dave (149).....NT.....Pittsburgh
 7a. Belk, Rocky (176).....WR.....Miami (Fla.)
 (from Chicago for LB Bruce Huther)
 7b. (Browns' choice traded to Philadelphia for DE Thomas Brown)
 8. McCleam, Mike (209).....G/T.....Temple
 9. (Browns' choice traded to San Francisco for K Matt Bahr)
 10. Hopkins, Thomas (262).....T.....Alabama A&M
 11a. Green, Boyce (288).....RB.....Carson-Newman
 11b. McAdoo, Howard (305).....LB.....Michigan State
 (from L.A. Raiders for Greg Pruitt)
 12. Farren, Paul (316).....C/T.....Boston University

1984 - NFL

1. Rogers, Don (18).....S.....UCLA
 2a. Rockins, Chris (48).....S.....Oklahoma State
 (from L.A. Rams for negotiating rights to WR Ron Brown)
 2b. Davis, Bruce (50).....WR.....Baylor
 3. (Browns' choice traded to Buffalo along with Browns' 1st round choice in 1983 and 5th round choice in 1985 for LB Tom Cousineau)
 4a. Bolden, Rickey (104).....TE.....Southern Methodist
 (from Denver for WR Dave Logan)
 4b. Brennan, Brian (104).....WR.....Boston College
 5. Piepkorn, Dave (131).....T.....North Dakota State
 6. Nugent, Terry (158).....QB.....Colorado State
 7. Dumont, Jim (190).....LB.....Rutgers
 8. (Browns' choice traded to N.Y. Jets for WR Bobby Jones)
 9a. Jones, Don (228).....WR.....Texas A&M
 (choice acquired from Philadelphia for LB Bill Cowher)
 9b. (Browns' choice traded to Chicago along with Browns' 10th, 11th and 12th round choices in 1984 for Bears' three picks in 1984 supplemental draft of players under contract to another league)
 10a. (Browns' choice traded to Chicago, see 9b.)
 10b. Byner, Earnest (280).....RB.....East Carolina
 (choice acquired from L.A. Raiders for G-T Henry Sheppard)
 11. (Browns' choice traded to Chicago, see 9b.)
 12. (Browns' choice traded to Chicago, see 9b.)

1984 USFL Supplemental Draft

- 1a. Mack, Kevin (11).....RB.....Clemson
 (choice acquired from Chicago for Browns' 9th, 10th, 11th and 12th round choices in 1984 NFL Draft)
 1b. Johnson, Mike (18).....LB.....Virginia Tech
 2a. McNeil, Gerald (44).....WR.....Baylor
 (choice acquired from Chicago, see 1a.)
 2b. Robison, Tommy (50).....T.....Texas A&M
 3a. West, Doug (71).....LB.....UCLA
 (choice acquired from Chicago, see 1a.)
 3b. Bond, John (77).....QB.....Mississippi State

1985 - NFL

1. (Browns' choice traded to Buffalo along with 1st round choice in 1986, 3rd round choice in 1985 and 6th round choice in 1986 for Buffalo's first pick in 1985 supplemental draft)
 2. Allen, Greg (35).....RB.....Florida State
 3. (Browns' choice traded to Buffalo, see 1.)
 4. (Browns' choice traded to Miami for WR Duriel Harris)
 5. (Browns' choice traded to Buffalo along with Browns' 1st round choice in 1983 and 3rd round choice in 1984 for LB Tom Cousineau)
 6. Krewowicz, Mark (147).....G.....Ohio State
 7. Langhorne, Reggie (175).....WR.....Elizabeth City State
 8. Banks, Fred (203).....WR.....Liberty
 9. (Browns' choice traded to Philadelphia for DE Carl Hairston)
 10. Williams, Larry (259).....G.....Notre Dame
 11. Tucker, Travis (287).....TE.....S. Connecticut State

12. Swanson, Shane (315).....WR.....Nebraska

1985 NFL Supplemental Draft

1. Kosar, Bernie (1).....QB.....Miami (Fla.)
 (from Buffalo for 1st round choice in 1985 and 1986, 3rd round choice in 1985 and 6th round choice in 1986)

1986 - NFL

1. (Browns' choice traded to Buffalo along with 1st round choice in 1985 3rd round in 1985 and a 6th round choice in 1986 for Buffalo's first pick in 1985 supplemental draft)
 2. Slaughter, Webster (43).....WR.....San Diego State
 3. (Browns' choice traded to Detroit for QB Gary Danielson)
 4. (Browns' choice traded to L.A. Rams for WR Terry Greer)
 5. Miller, Nick (127).....LB.....Arkansas
 6. (Browns' choice traded to Buffalo, see 1.)
 7a. Meyer, Jim (167).....T.....Illinois State
 7b. Norseth, Mike (174).....QB.....Kansas
 (from Kansas City for RB Boyce Green)
 8. (Browns' choice traded to Philadelphia for LB Anthony Griggs)
 9. Taylor, Danny (238).....DB.....Texas-El Paso
 10. Smith, Willie (265).....TE.....Miami (Fla.)
 11. Dausin, Randy (292).....G.....Texas A&M
 12. Simmons, King (319).....CB.....Texas Tech

1987 - NFL

1. Junkin, Mike (5).....LB.....Duke
 (from San Diego along with second round choice for Browns' first and second round choices and LB Chip Banks)
 2. Rakoczy, Gregg (32).....OT/C.....Miami (Fla.)
 (from San Diego, see round 1.)
 3a. Manoa, Tim (80).....FB.....Penn State
 3b. Jaeger, Jeff (82).....K.....Washington
 (from L.A. Rams in exchange for Browns' 4th, 5th and 12th round picks)
 4. (Browns' choice to L.A. Rams, see 3b.)
 5. (Browns' choice to L.A. Rams, see 3b.)
 6. Braggs, Stephen (165).....DB.....Texas
 7. (Browns' choice to Green Bay for WR John Jefferson)
 8. Bullitt, Steve (220).....LB.....Texas A&M
 9. (Browns' choice to Indianapolis for QB Mike Pangel)
 10. Winters, Frank (276).....C.....Western Illinois
 11. Brewton, Larry (303).....DB.....Temple
 12. (Browns' choice to L.A. Rams, see 3b.)

1988 - NFL

1. Charlton, Clifford (21).....LB.....Florida
 2. Perry, Michael Dean (50).....DL.....Clemson
 3. Waiters, Van (77).....LB.....Indiana
 4. Blaylock, Anthony (103).....CB.....Winston-Salem State
 5. (Browns' choice traded to Phoenix for DE Al Baker)
 6. (Browns' choice traded to Philadelphia along with CB D.D. Hoggard for DL Chris Pike)
 7. Gash, Thane (188).....S.....East Tennessee State
 8. Birden, J.J. (216).....WR.....Oregon
 9. Copeland, Danny (244).....S.....Eastern Kentucky
 10. Washington, Brian (272).....S.....Nebraska
 11. Hawkins, Hendley (300).....WR.....Nebraska
 12. Slayden, Steve (328).....QB.....Duke

1989 - NFL

1. Metcalf, Eric (13).....RB.....Texas
 (from Denver for Browns' 1st, 2nd, 5th and 9th round choices)
 2. Tillman, Lawyer (31).....WR.....Auburn
 (from Green Bay along with 5th round choice for Browns' 3rd and 5th round choices, 1990 1st round choice and RB Herman Fontenot)
 3. (Browns' choice to Green Bay, see round 2.)
 4. Stewart, Andrew (107).....DE.....Cincinnati
 5a. Kramer, Kyle (114).....S.....Bowling Green
 (from Green Bay, see 2.)
 5b. Jones, Vernon (116).....WR.....Maryland
 (from Kansas City for LB Mike Junkin)
 6. Wilkerson, Gary (160).....CB.....Penn State
 7. Graybill, Mike (187).....OT.....Boston University
 8. Aeilts, Rick (214).....TE.....S.E. Missouri State
 9. (Browns' selection traded to Denver, see round 1.)
 10. Buddenberg, John (274).....OT.....Akron
 11. Plocki, Dan (301).....K.....Maryland
 12. Brown, Marlon (328).....LB.....Memphis

1990 - NFL

1. (Browns' choice traded to Green Bay along with 1989 2nd, 3rd and 5th round choices and RB Herman Fontenot for Packers' 1989 second and 5th round choices)
 2. Hoad, Leroy (45).....RB.....Michigan
 3. Pleasant, Anthony (73).....DE.....Tennessee State
 4. Barnett, Harlon (101).....S.....Michigan State
 5. Burnett, Rob (129).....DE.....Syracuse
 6. Hilliard, Randy (157).....CB.....Northwestern State (La.)
 7a. Galbraith, Scott (178).....TE.....Southern California

- 7b. (Browns' choice traded to San Diego for RB Barry Redden)
 8. Jones, Jock (212).....LB.....Virginia Tech
 9. Rowell, Eugene (240).....WR.....Southern Mississippi
 10. Wallace, Mike (268).....CB.....Jackson State
 11. Gordon, Clemente (296).....QB.....Grambling
 12. Simien, Kerry (323).....WR.....Texas A&M - Kingsville

1991 - NFL

1. Turner, Eric (2).....S.....UCLA
 2. King, Ed (29).....G.....Auburn
 3. Jones, James (57).....DL.....Northern Iowa
 4. Sagapolatele, Pio (85).....DL.....San Diego State
 5. (Browns' choice traded to Miami for 1990 7th round choice)
 6. Jackson, Michael (141).....WR.....Southern Mississippi
 7. (Browns' choice traded to Green Bay for RB Brent Fullwood)
 8. Conover, Frank (197).....DL.....Syracuse
 9a. Irvin, Ray (225).....CB.....Central Florida
 9b. Wiggins, Shawn (239).....WR.....Wyoming
 (from Seattle for DL Bob Buczkowski)
 10. Greenfield, Brian (252).....P.....Pittsburgh
 11. Jones, Todd (280).....OL.....Henderson State
 12. Austin, Elijah (308).....DL.....North Carolina State

1992 - NFL

1. Vardell, Tommy (9).....RB.....Stanford
 2a. (Browns' choice traded to Dallas along with Browns' 5th round choice for Cowboys' 2nd, 3rd, 6th, 8th and 12th round choices)
 2b. Rowe, Patrick (52).....WR.....San Diego State
 (choice from Dallas, see 2a.)
 3a. Johnson, Bill (65).....DL.....Michigan State
 3b. Dixon, Gerald (78).....LB.....South Carolina
 (choice from Dallas, see 2a.)
 4. (Browns' choice traded to Philadelphia for OL Ken Reeves)
 5. (Browns' choice to Dallas, see 2a.)
 6a. Smith, Rico (143).....WR.....Colorado
 (choice from Tampa Bay for Browns' 6th and 8th round choices)
 6b. (Browns' choice to Tampa Bay, see 6a.)
 7. Jones, Selwyn (177).....DB.....Colorado State
 8a. (Browns' choice from Dallas to Tampa Bay, see 6a.)
 8b. (Browns' choice to New England for OL Freddie Childress)
 9. Hill, Tim (233).....DB.....Kansas
 10. Lowe, Marcus (260).....DT.....Baylor
 11. Olobia, Augustin (289).....WR.....Washington State
 12a. McCant, Keithen (316).....QB.....Nebraska
 12b. Simpson, Tim (329).....OL.....Illinois
 (choice from Dallas, see 2a.)

1993 - NFL

- 1a. (Browns' choice traded to Denver for 1st and 3rd round choices)
 1b. Everitt, Steve (14).....C/G.....Michigan
 (from Denver, see 1a.)
 2. Footman, Dan (42).....DE.....Florida State
 3a. (Browns' choice traded to Detroit for DT Jerry Ball)
 3b. Caldwell, Mike (83).....LB.....Middle Tennessee State
 (from Denver, see 1a.)
 4. (Browns' choice traded to Chicago for C Jay Hilgenberg)
 5. Arvie, Herman (124).....OT.....Grambling
 6. McKenzie, Rich (153).....LB.....Penn State
 7. Hill, Travis (180).....LB.....Nebraska
 8. (Browns' choice traded to the L.A. Rams for LB Frank Stams)

1994 - NFL

- 1a. Langham, Antonio (9).....CB.....Alabama
 1b. Alexander, Derrick (29).....WR.....Michigan
 (from Philadelphia in exchange for the Browns' 2nd round choice and a 2nd round choice in the 1995 draft)
 2. (Browns' choice to Philadelphia, see 1b.)
 3. Bandison, Romeo (75).....DT.....Oregon
 4. (Browns' choice traded to Miami for OL Gene Williams)
 5. Booth, Issac (141).....DB.....California
 6. Strait, Robert (171).....FB.....Baylor
 7. Hewitt, Hamza (203).....OT.....Clemson

1995 - NFL

- 1a. (Browns' choice to San Francisco for 49ers' 1st, 3rd and 4th round choices and 1996 1st round pick)
 1b. Powell, Craig (30).....LB.....Ohio State
 (from San Francisco, see 1a.)
 2. (Browns' choice to Philadelphia along with 1994 2nd round choice for Eagles' 1994 1st round choice)
 3a. Zeier, Eric (84).....QB.....Georgia
 3b. Frederick, Mike (94).....DE.....Virginia
 (from San Francisco, see 1a.)
 4a. (Browns' choice traded to Jacksonville for 1995 5th round choice and 1996 6th round choice)
 4b. (Browns' choice traded to Philadelphia for 5th round choice and 1996 5th round choice)
 5a. Pupua, Tau (136).....DT.....Weber State
 (from Jacksonville, see 4a.)

- 5b. Miller, Mike (147).....WR.....Notre Dame
 (from Philadelphia, see 4b.)
 6. (Browns' choice traded to San Diego for CB Donald Frank)
 7. Tellison, A.C. (231).....WR.....Miami (Fla.)
 (from New England for the Browns' 1995 7th round choice)

1999 - NFL

1. Couch, Tim (1).....QB.....Kentucky
 2a. Johnson, Kevin (32).....WR.....Syracuse
 2b. Abdullah, Rahim (45).....LB.....Clemson
 3a. McCutcheon, Daylon (62).....DB.....Southern California
 3b. Smith, Marquis (76).....DB.....California
 4a. (Browns' choice traded to San Francisco along with a 5th round choice for QB Ty Detmer and the 49ers' 4th round choice)
 4b. (Browns' choice traded to San Francisco for FB Marc Edwards)
 4c. Rainer, Wali (124).....LB.....Virginia
 (choice from San Francisco, see 4a.)
 5a. (Browns' choice traded to San Francisco, see 4a.)
 5b. Chiaverini, Darrin (148).....WR.....Colorado
 6a. (Browns' choice traded to Seattle for two 6th round choices)
 6b. Spriggs, Marcus (174).....DT.....Troy
 (from Chicago for a 6th and two 7th round choices)
 6c. Ogle, Kendall (187).....LB.....Maryland
 (from Seattle, see 6a.)
 6d. Dearth, James (191).....TE.....Tarleton State
 (from Seattle, see 6a.)
 7a. Hill, Madre (207).....RB.....Arkansas
 7b. (Browns' choice traded to Chicago, see 6b.)
 7c. (Browns' choice traded to Chicago, see 6b.)

2000 - NFL

1. Brown, Courtney (1).....DE.....Penn State
 2. Northcutt, Dennis (32).....WR.....Arizona
 3a. Prentice, Travis (63).....RB.....Miami (Ohio)
 3b. Dawson, JaJuan (79).....WR.....Tulane
 4a. Sanders, Lewis (95).....CB.....Maryland
 4b. Shea, Aaron (110).....TE.....Michigan
 5a. Malbrough, Anthony (130).....DB.....Texas Tech
 5b. Chapman, Lamar (146).....DB.....Kansas State
 6a. Wynn, Spergon (183).....QB.....Texas-San Marcos
 6b. Bedell, Brad (206).....OL.....Colorado
 7a. Savea, Manuia (207).....OL.....Arizona
 7b. Chandler, Eric (209).....DL.....Jackson State
 (from Chicago along with 7th round choice for three 7th round choices)
 7c. (Browns' choice traded to Chicago, see 7b.)
 7d. Barnes, Rashidi (225).....S.....Colorado
 (choice from Chicago, see 7b.)
 7f. (Browns' choice traded to Chicago, see 7b.)
 7g. (Browns' choice traded to Chicago, see 7b.)

2001 - NFL

1. Warren, Gerard (3).....DT.....Florida
 2. Morgan, Quincy (33).....WR.....Kansas State
 3. Jackson, James (65).....RB.....Miami (Fla.)
 4. Henry, Anthony (97).....DB.....South Florida
 5. Pharms, Jeremiah (134).....LB.....Washington
 6. Jameson, Michael (165).....DB.....Texas A&M
 7a. Zukauskas, Paul (203).....OL.....Boston College
 7b. King, Andre (245).....WR.....Miami (Fla.)
 (compensatory selection)

2002 - NFL

1. Green, William (16).....RB.....Boston College
 2. Davis, Andre (47).....WR.....Virginia Tech
 3. Fowler, Melvin (76).....OL.....Maryland
 4a. Bentley, Kevin (101).....LB.....Northwestern
 4b. Taylor, Ben (111).....LB.....Virginia Tech
 4c. Sanders, Darnell (122).....TE.....Ohio State
 5. Davis, Andra (141).....LB.....Florida
 7. Gonzalez, Joaquin (227).....OL.....Miami (Fla.)

2003 - NFL

1. Faine, Jeff (21).....C.....Notre Dame
 2. Thompson, Chaun (52).....LB.....West Texas A&M
 3. Crocker, Chris (84).....DB.....Marshall
 4. Suggs, Lee, Jr. (115).....RB.....Virginia Tech
 5a. Pontbriand, Ryan (142).....LS.....Rice
 (from Minnesota for DL Stalin Colinet)
 5b. Lehan, Michael (152).....DB.....Minnesota
 6. Garay, Antonio (195).....DE.....Boston College

2004 - NFL

- 1a. Kellen Winslow (6).....TE.....Miami (Fla.)
 (from Detroit along with 2nd round choice for Lions' 1st round choice)
 1b. (Browns' choice traded to Detroit, see 1a.)
 2a. (Browns' choice traded to Detroit, see 1a.)
 2b. Jones, Sean (59).....S.....Georgia
 (from Indianapolis along with 3rd, 5th and 6th round choices for Colts' 2nd and 5th round choices)

3. (Browns' choice traded to Indianapolis, see 2b.)
 4. McCown, Luke (106) QB Louisiana Tech
 5a. (Browns' choice traded to Indianapolis, see 2b.)
 5b. Gordon, Amon (161) DL Stanford
 (from Indianapolis, see 2b.)
 6a. (Browns' choice traded to Indianapolis, see 2b.)
 6b. Chambers, Kirk (176) OL Stanford
 (from Buffalo for TE Mark Campbell)
 7. Echemandu, Adimchinobe (208) RB California

2005 - NFL

1. Edwards, Braylon (3) WR Michigan
 2. Pool, Brodney (34) DB Oklahoma
 3. Frye, Charlie (67) QB Akron
 4. Perkins, Antonio (103) DB Oklahoma
 5. McMillan, David (139) DE/LB Kansas
 6. Speeple, Nick (176) LB New Mexico
 6b. Hoffman, Andrew (203) DL Virginia
 (from Tampa Bay for QB Luke McCown)
 7. Dunn, Jonathan (217) OL Virginia Tech

2006 - NFL

1. Wimbley, Kameron (13) LB Florida State
 2. Jackson, D'Qwell (34) LB Maryland
 3. Wilson, Travis (78) WR Oklahoma
 4a. Williams, Leon (110) LB Miami (Fla.)
 4b. Sowell, Isaac (112) OL Indiana
 5a. Harrison, Jerome (145) RB Washington State
 5b. Minter, Demario (152) DB Georgia
 6a. Vickers, Lawrence (180) FB Colorado
 6b. Oshonowo, Babatunde (181) DT Stanford
 7. Hamilton, Justin (222) S Virginia Tech

2007 - NFL

- 1a. Thomas, Joe (3) OT Wisconsin
 1b. Quinn, Brady (22) QB Notre Dame
 (from Dallas for Browns 2nd round choice and 2008 1st round choice)
 2a. (Browns' choice traded to Dallas, see 1b.)
 2b. Wright, Eric (53) DB Nevada-Las Vegas
 (from Dallas along with 6th round choice for the Browns 3rd, 4th and 6th round choices)
 3. (Browns' choice traded to Dallas, see 2b.)
 4. (Browns' choice traded to Dallas, see 2b.)
 5. McDonald, Brandon (140) DB Memphis
 6a. (Browns' choice traded to Dallas, see 2b.)
 6b. Purcell, Mellia (200) DL Hawaii
 (from Dallas along with a 7th round choice for Browns' 6th round choice)
 7a. Pittman, Chase (213) DL LSU
 7b. Steptoe, Syndric (234) WR Arizona
 (from Dallas, see 6b.)

2008 - NFL

1. (Browns' choice along with 2007 2nd round choice traded to Dallas for QB Brady Quinn)
 2. (Browns' choice traded to Green Bay for DE Corey Williams)
 3. (Browns' choice traded to Detroit for DL Shaun Rogers)
 4a. Bell, Beau (104) LB Nevada-Las Vegas
 4b. Rucker, Martin (111) TE Missouri
 (from Dallas for Browns' 2009 3rd round choice)
 5. (choice traded to Dallas along with 2008 fourth round pick to move up in the fourth round to select LB Beau Bell)
 6a. Rubin, Ahtyba (190) DT Iowa State
 6b. Hubbard, Paul (191) WR Wisconsin
 (from Philadelphia for Browns' 2009 5th round choice)
 7. Hall, Alex (231) LB St. Augustine's

2009 - NFL

- 1a. (Browns' choice traded to N.Y. for Jets' 1st and 2nd round choices and DE Kenyon Coleman, DB Abram Elam and QB Brett Ratliff)
 1b. (Browns' choice traded to Tampa Bay for 1st and 6th round choices)
 1c. (Browns' choice traded to Philadelphia for 1st and 6th round choices)
 1d. Mack, Alex (21) C California
 (from Philadelphia, see 1c.)
 2a. Robiskie, Brian (36) WR Ohio State
 2b. Massaquoi, Mohamed (50) WR Georgia
 (from Tampa Bay along with 2010 5th round selection for TE Kellen Winslow)
 2c. Veikune, David (52) DE Hawaii
 (from New York Jets, see 1a.)
 4. Maiva, Kaluka (104) LB Southern California
 5. (Browns' choice traded to Philadelphia for 2008 6th round selection)
 6a. Carey, Don (177) DB Norfolk State
 6b. Francies, Coye (191) DB San Jose State
 (from Tampa Bay, see 1b.)
 6c. Davis, James (195) RB Clemson
 (from Philadelphia, see 1c.)
 7. (Browns' choice traded to Miami for DB Travis Daniels)

2010 - NFL

1. Haden, Joe (7) DB Florida
 2a. Ward, T.J. (38) DB Oregon
 2b. Hardesty, Montario (59) RB Tennessee
 (from Philadelphia for Browns' 3rd and two 5th round choices)
 3a. (Browns' choice traded to Philadelphia, see 2b.)
 3b. McCoy, Colt (85) QB Texas
 (from Oakland for LB Kameron Wimbley)
 3c. Lauva, Shawn (92) OL Arizona State
 (from N.Y. Jets along with 5th round selection, WR Chansi Stuckey and LB Jason Trusnik for WR Braylon Edwards)
 4. (Browns' choice traded to Philadelphia along with LB Alex Hall and 5th round choice for LB Chris Gocong and DB Sheldon Brown)
 5a. (Browns' choice traded to Philadelphia, see above 4.)
 5b. (Browns' choice traded to Philadelphia, see 2b.)
 5c. Asante, Larry (160) DB Nebraska
 (from N.Y. Jets, see above 3c.)
 6a. Mitchell, Carlton (177) WR South Florida
 6b. Geathers, Cliff (186) DL South Carolina
 (from Carolina for DL Louis Leonard)
 7. (Browns' choice traded to Detroit along with DL Corey Williams for 5th round selection, see above 2b.)

2011 - NFL

- 1a. (Browns' choice traded to Atlanta for Falcons' 1st, 2nd and 4th round choices and 2012 1st and 4th round choices)
 1b. Taylor, Phil (21) DL Baylor
 (from Kansas City for Browns' 1st and 3rd round choices)
 2a. Sheard, Jabaal (37) DL Pittsburgh
 2b. Little, Greg (59) WR North Carolina
 (from Atlanta, see 1a.)
 3. (Browns' choice traded to Kansas City, see above 1b.)
 4a. Cameron, Jordan (102) TE Southern California
 4b. Marcic, Owen (124) FB Stanford
 (from Atlanta, see 1a.)
 5a. Skrine, Buster (137) DB Chattanooga
 5b. Pinkston, Jason (150) OL Pittsburgh
 (from N.Y. Giants for two 6th round choices)
 6a. (Browns' choice traded to N.Y. Giants, see 5b.)
 6b. (Browns' choice traded to N.Y. Giants, see 5b.)
 7a. (Browns' choice traded to Seattle for QB Seneca Wallace)
 7b. Hagg, Eric (248) DB Nebraska
 (compensatory choice)

2012 - NFL

- 1a. Richardson, Trent (3) RB Alabama
 (from Minnesota for Browns' 1st, 4th, 5th and 7th round choices)
 1b. (Browns' choice traded to Minnesota, see 1a.)
 1c. Weeden, Brandon (22) QB Oklahoma State
 (from Atlanta along with 4th round choice and Falcons' 2010 1st, 2nd and 4th round choices for Browns' 2011 1st round choice)
 2. Schwartz, Mitchell (37) OL California
 3a. (Browns' choice traded to Denver for 3rd and 4th round choices)
 3b. Hughes, John (87) DL Cincinnati
 (from Denver, see 3a.)
 4a. Benjamin, Travis (100) WR Miami (Fla.)
 4b. (Browns' choice traded to Minnesota, see 1a.)
 4c. Johnson, James-Michael (120) LB Nevada
 (from Denver, see 3a.)
 5a. (Browns' choice traded to Minnesota, see 1a.)
 5b. Miller, Ryan (160) OL Colorado
 6a. (Browns' choice traded to Minnesota for DL Jayme Mitchell)
 6b. Acho, Emmanuel (204) LB Texas
 (compensatory choice)
 6c. Winn, Billy (205) DT Boise State
 (compensatory choice)
 7a. (Browns' choice traded to Minnesota, see 1a.)
 7b. Wade, Trevin (245) DB Arizona
 (compensatory choice)
 7c. Smelley, Brad (247) FB Alabama
 (compensatory choice)

2012 NFL Supplemental Draft

2. Gordon, Josh (34) WR Baylor

2013 - NFL

1. Mingo, Barkevious (6) LB LSU
 2. (Browns' choice exercised during 2012 Supplemental Draft)
 3. McFadden, Leon (68) DB San Diego State
 4. (Browns' choice traded to Pittsburgh for 2014 3rd round choice)
 (from Miami with WR Davone Bess and 7th round choice for Browns' 4th and 5th round choices)
 5a. (Browns' choice traded to Indianapolis for 2014 4th round choice)
 5b. (Browns' choice traded to Miami, see 4.)
 6. Slaughter, Jamoris (175) DB Notre Dame
 7a. Bryant, Armony (217) DL East Central (Okla.)

(from Miami, see 4.)
 7b. Gilkey, Garrett (227).....OL.....Chadron State
 (from San Francisco with 5th round choice for QB Colt McCoy and 6th round choice)

2014 - NFL

1a. (Browns' choice traded to Buffalo for 2014 1st round choice and 2015 1st and 4th round choices)
 1b. Gilbert, Justin (8).....DB.....Oklahoma State
 (from Minnesota for Browns' 1st and 5th round choices)
 1c. (Browns' choice traded to Minnesota, see 1b.)
 1d. Manziel, Johnny (22).....QB.....Texas A&M
 (from Philadelphia for Browns' 1st and 3rd round choices)
 1e. (Browns' choice traded to Philadelphia, see 1d.)
 (from Indianapolis for RB Trent Richardson)
 2. Bitonio, Joel (35).....OL.....Nevada
 3a. Kirksey, Chris (71).....LB.....Iowa
 3b. (Browns' choice traded to Philadelphia, see 1d.)
 (from Pittsburgh for Browns' 2013 4th round choice)
 3c. West, Terrance (94).....RB.....Towson
 (from San Francisco for Browns' 4th and 6th round choices)
 4a. (Browns' choice traded to San Francisco, see 3c.)
 4b. Desir, Pierre (127).....DB.....Lindenwood
 (from Indianapolis for Browns' 2013 5th round choice)
 5. (Browns' choice traded to Minnesota, see 1b.)
 6. (Browns' choice traded to San Francisco, see 3c.)
 7. (Browns' choice traded to Baltimore for 2015 6th round choice)

2015 - NFL

1a. Shelton, Danny (12).....DL.....Washington
 1b. Erving, Cameron (19).....OL.....Florida State
 (from Buffalo, see 2014 1a.)
 2a. (Browns' choice traded to Houston with 7th round choice for 2nd, 4th and 6th round choices)
 2b. Orchard, Nate (51).....LB.....Utah
 (from Houston, see 2a.)
 3a. Johnson, Duke (77).....RB.....Miami (Fla.)
 3b. Cooper, Xavier (96).....DL.....Washington State
 (from New England with 7th round choice for Browns 4th, 5th and 6th round choices)
 4a. (Browns' choice traded to New England, see 3b.)
 4b. Ibraheim Campbell (115).....DB.....Northwestern
 4c. (Browns' choice traded to Arizona for 4th, 6th and 7th round choices)
 4d. Mayle, Vince (123).....WR.....Washington State
 (from Arizona, see 4c.)
 6a. Gaines, Charles (189).....DB.....Louisville
 6b. Johnson, Malcolm (195).....FB.....Mississippi State
 (from Houston, see 2a.)
 6c. Telfer, Randall (198).....TE.....Southern California
 (from Arizona, see 4c.)
 7a. Pullard, Hayes (219).....LB.....Southern California
 (from New England, see 3b.)
 7b. Ekpe-Olomu, Ifo (241).....DB.....Oregon
 (from Arizona, see 4c.)

2016 - NFL

1a. (Browns' choice and 2017 4th round choice traded to Philadelphia for 2016 1st, 3rd and 4th round choices and 2017 1st and 2018 2nd round choices)
 1b. (Browns' choice and 6th round choice traded to Tennessee for 2016 1st and 3rd round choices and 2017 2nd round choice)
 1c. Coleman, Corey (15).....WR.....Baylor
 (from Tennessee, see 1b.)
 2. Ogbah, Emmanuel (32).....LB.....Oklahoma State
 3a. Nassib, Carl (65).....DL.....Penn State
 3b. Coleman, Shon (76).....OL.....Auburn
 (from Tennessee, see 1b.)
 3c. (Browns' choice and 5th round choice traded to Carolina for 3rd, 4th and 5th round choices)
 3d. Kessler, Cody (93).....QB.....Southern California
 (from Carolina, see 3c.)
 4a. Schobert, Joe (99).....LB.....Wisconsin
 4b. (Browns' choice traded to Oakland for 4th and 5th round choices)
 4c. Louis, Ricardo (114).....WR.....Auburn
 (from Oakland, see 4b.)
 4d. Kindred, Derrick (129).....DB.....Texas Christian
 (from Carolina, see 3c.)
 4e. DeValve, Seth (138).....TE.....Princeton
 (compensatory choice)
 5a. (Browns' choice traded to Carolina, see 3c.)

5b. Payton, Jordan (154).....WR.....UCLA
 (from Oakland, see 4b.)
 5c. Drango, Spencer (168).....OL.....Baylor
 (from Carolina, see 3c.)
 5d. Higgins, Rashard (172).....WR.....Colorado State
 (compensatory choice)
 5e. Caldwell, Trey.....DB.....Louisiana-Monroe
 (compensatory choice)
 6. (Browns' choice traded to Tennessee, see 1b.)
 7a. (Browns' choice traded to Miami for 7th round choice and DB Jamar Taylor)
 7b. Wright III, Scooby.....LB.....Arizona
 (from Miami, see 7a.)

2017 - NFL

1a. Garrett, Myles (1).....DL.....Texas A&M
 1b. (Browns' choice traded to Houston for 2017 and 2018 1st round choices, from Philadelphia, see 2016 1a.)
 1c. Peppers, Jabrill (25).....DB.....Michigan
 (from Houston, see 1b.)
 1d. Njoku, David (29).....TE.....Miami (Fla.)
 (from Green Bay for Browns' 2017 2nd and 4th round picks)
 2a. (Browns' choice traded to Green Bay, see 1d.)
 2b. Kizer, DeShone (52).....QB.....Notre Dame
 (from Tennessee, see 2016 1b.)
 3a. Ogunjobi, Larry (65).....DL.....Charlotte
 3b. (Browns' compensatory choice traded to New England in 2016 for LB Jamie Collins)
 4a. (Browns' choice traded to Green Bay, see 1d.)
 4b. Wilson, Howard (126).....DB.....Houston
 (from Denver along with 2017 7th round choice for two Browns' 2017 5th round choices)
 4c. (Browns' compensatory choice traded to Philadelphia, see 2016 1a.)
 4d. (Browns' compensatory choice traded to Houston for 2017 6th round choice, 2018 2nd round choice and QB Brock Osweiler)
 5a. (Browns' choice traded to Denver, see 4b.)
 5b. Johnson, Rod (160).....OL.....Florida State
 (from New York Jets along with 2017 7th round choice for Browns' 2017 5th and 6th round choices)
 5c. (Browns' choice traded to Denver, see 4b. choice from New England in 2016 for LB Barkevious Mingo)
 5d. (Browns' choice traded to New York Jets, see 5b.)
 6a. Brantley, Caleb (185).....DL.....Florida
 6b. (Browns' choice traded to New York Jets, see 5b. choice from Houston, see 4d.)
 7a. (Browns' choice traded to San Francisco in 2015 for P Andy Lee)
 7b. Gonzalez, Zane (219).....K.....Arizona State
 (from New York Jets 5b.)
 7c. Days, Matthew (252).....RB.....North Carolina State
 (from Denver 4b.)

2018 - NFL

1a. Mayfield, Baker (1).....QB.....Oklahoma
 1b. Ward, Denzel (4).....DB.....Ohio State
 (from Houston, see 2017 1b.)
 2a. Corbett, Austin (33).....OL.....Nevada
 2b. Chubb, Nick (35).....RB.....Georgia
 (from Houston, see 2017 4d.)
 2c. (Browns' choice traded to Indianapolis for 3rd and 6th round choices, choice from Philadelphia, see 2016 1a.)
 3a. (Browns' choice traded to Buffalo for QB Tyrone Taylor)
 3b. Thomas Chad (67).....DL.....Miami (Fla.)
 4a. (Browns' choice, 5th round pick and QB DeShone Kizer traded to Green Bay for 4th and 5th round choices and DB Damarious Randall)
 4b. Callaway, Antonio (105).....WR.....Florida
 (from New England for Browns' 4th and 6th round choices)
 4c. (Browns' choice traded to New England, see 4b., choice from Green Bay, see 4a.)
 5a. (Browns' choice traded to Green Bay, see 4a.)
 5b. Avery, Genard (150).....LB.....Memphis
 (from Green Bay, see 4a.)
 6a. Ratley, Damion (175).....WR.....Texas A&M
 6b. (Browns' choice traded to New England, see 4c., choice from Indianapolis, see 2c.)
 6c. Thomas, Simeon (188).....DB.....Louisiana-Lafayette
 (from Washington for QB Kevin Hogan and 6th round choice)
 6d. (Browns' choice traded to Washington, see 6c.)
 7. (Browns' choice and DB Jason McCourty traded to New England for 6th round choice)

DRAFT CHOICES BY COLLEGE (UPDATED THROUGH 2018 DRAFT)

Abilene Christian2	Edinboro1	Maine2	Pennsylvania2	Texas Tech.....5
Adams State1	Elizabeth City State2	Marshall3	Penn State10	Toledo8
Akron3	Evansville1	Maryland14	Pittsburgh14	Towson1
Alabama10	Florida12	Md. Eastern Shore2	Princeton2	Trinity1
Alabama A&M1	Florida A&M1	Massachusetts3	Purdue22	Troy1
Arizona15	Florida State15	McMurry1	Rice8	Tufts1
Arizona State7	Fresno State2	Memphis8	Rutgers1	Tulane8
Arkansas8	Georgetown Coll. (Ky.)1	Miami (Fla.)15	St. Augustine's1	Tulsa4
Army1	Georgia12	Miami (Ohio)8	St. Mary's1	Tuskegee1
Auburn8	Georgia Tech5	Michigan18	Sam Houston State1	UCLA7
Austin1	Grambling9	Michigan State20	San Diego State7	Utah4
Baldwin-Wallace1	Grand Valley State1	Middle Tennessee St.1	San Francisco1	Utah State1
Ball State1	Hampden-Sydney1	Minnesota7	San Jose State4	Vanderbilt5
Baylor20	Harding1	Mississippi12	Santa Barbara1	Villanova4
Bemidji State1	Hardin-Simmons2	Mississippi State8	Santa Clara3	Virginia9
Bluffton1	Hawaii3	Missouri6	Shaw2	Virginia Military2
Boise State1	Heidelberg1	Missouri Valley1	South Carolina5	Virginia Tech8
Boston College9	Henderson State1	Morehead State1	South Carolina State1	Wake Forest6
Boston University5	Houston7	Morgan State3	South Florida2	Washington5
Bowling Green10	Idaho2	Muhlenberg1	Southeast Missouri St.1	Washington State7
Brown1	Illinois14	Murray State2	Southeastern Louisiana2	Washington (St. Louis)1
California9	Illinois State2	Nebraska16	Southern3	Washington & Lee1
California State (Pa.)1	Indiana7	Nevada3	Southern California20	Wayne State1
Capital1	Iowa8	Nevada-Las Vegas3	Southern Con. State1	Waynesburg1
Carson-Newman1	Iowa State5	New Mexico2	Southern Methodist10	Weber State1
Central Florida1	Iowa State Teacher's1	New Mexico State2	Southern Mississippi7	West Alabama1
Central Michigan1	Jackson State3	Nicholls State1	Southwestern Okla St.1	West Texas A&M3
Central Missouri1	John Carroll4	Norfolk State1	Stanford10	West Virginia5
Chadron State1	Johnson C. Smith2	North Carolina8	Stephen F. Austin1	Western Kentucky2
Chattanooga3	Kansas9	North Carolina Central3	Sterling1	Western Illinois2
Chico State1	Kansas State6	North Carolina State6	Superior State1	Western Michigan2
Cincinnati2	Kent State5	North Dakota State2	Syracuse12	Western Reserve1
Charlotte1	Kentucky7	North Texas4	Tampa1	Wichita1
Clarion1	Langston (Okla.)1	Northern Colorado1	Tarleton State1	William & Mary2
Clemson9	Lehigh2	Northern Iowa1	Temple5	Winston-Salem State1
Colorado15	Lenoir-Rhyne1	Northern Michigan1	Tennessee12	Wisconsin10
Colorado State3	Lewis & Clark1	Northwestern6	Tennessee-Martin1	Wisconsin-La Crosse2
Dartmouth1	Liberty1	Northwestern Okla.1	Tennessee State5	Wisconsin-River Falls1
Dayton3	Lincoln (Mo.)1	Northwestern State4	Tennessee Tech1	Wisconsin-Whitewater1
Defiance1	Lindenwood1	Notre Dame15	Texas12	Wittenberg1
Denver1	Los Angeles State1	Ohio2	Texas-Arlington2	Wyoming3
Detroit Mercy2	Louisiana-Lafayette1	Ohio State34	Texas A&M15	Xavier6
Duke11	Louisiana Monroe1	Oklahoma14	Texas A&M Kingsville2	Youngstown State1
East Carolina2	Louisiana State9	Oklahoma State8	Texas A&M Comm.1	
East Central (Okla.)2	Louisiana Tech2	Oregon6	Texas Christian6	
East Tennessee St.1	Louisville3	Oregon State3	Texas-El Paso3	
Eastern Kentucky2	Loyola Marymount2	Pacific7	Texas-San Marcos3	

BROWNS TOP CHOICE BY SCHOOL

Ohio State University leads all schools with 34 players selected by the Browns in the NFL Draft. The Big Ten Conference represents three of the top schools with the most players chosen by the Browns.

School	Draftees
1. Ohio State	34
2. Purdue	22
3. Baylor	20
Michigan State	20
Southern California	20

1999 EXPANSION DRAFT

1. OL Jim Pyne (Detroit); 2. DE Hurvin McCormack (Dallas); 3. OL Scott Röhberg (New England); 4. WR Damon Gibson (Cincinnati); 5. C Steve Gordon (San Francisco); 6. LB/FB Tarek Saleh (Carolina); 7. OL Jeff Buckley (Miami); 8. LB Jason Kyle (Seattle); 9. DE Rod Manuel (Pittsburgh); 10. LB Lenoy Jones (Tennessee); 11. DB Tim McTyer (Philadelphia); 12. LB Elijah Alexander (Indianapolis); 13. OT Pete Swanson (Kansas City); 14. DB Jerome Williams (San Diego); 15. DB Marlon Forbes (Chicago); 16. WR Justin Armour (Denver); 17. OL Paul Wiggins (Washington); 18. DB Duane Butler (Minnesota); 19. WR Fred Brock (Arizona); 20. DB Kory Blackwell (New York Giants); 21. DB Kevin Devine (Jacksonville); 22. DB Ray Jackson (Buffalo); 23. OL Jim Bundren (New York Jets); 24. OL Ben Cavil (Baltimore); 25. RB Michael Blair (Green Bay); 26. DL Antonio Anderson (Dallas); 27. OL Orlando Bobo (Minnesota); 28. LB James Williams (San Francisco); 29. QB Scott Milanovich (Tampa Bay); 30. DB Eric Stokes (Seattle); 31. RB Ronald Moore (Arizona); 32. FB Clarence Williams (Buffalo); 33. WR Freddie Solomon (Philadelphia); 34. DB Brandon Sanders (New York Giants); 35. DL Mike Thompson (Cincinnati); 36. RB Jerris McPhail (Detroit); 37. CB Antonio Langham (San Francisco).

FREE AGENCY

2018

Players Signed by Browns: DB T.J. Carrie (Oakland); TE Darren Fells (Detroit); DB E.J. Gaines (Buffalo); OL Chris Hubbard (Pittsburgh); RB Carlos Hyde (San Francisco); WR Jeff Janis (Green Bay); DB Terrance Mitchell (Kansas City); DL Chris Smith (Cincinnati); QB Drew Stanton (Arizona); OL Donald Stephenson (Denver).

Former Browns Players Signed by Other Clubs: RB Isaiah Crowell (New York Jets); OL Marcus Martin (Dallas).

2017

Players Signed by Browns: WR Kenny Britt (Los Angeles Rams); OL Matt McCants (Chicago); OL JC Tretter (Green Bay); OL Kevin Zeitler (Cincinnati).

Former Browns Players Signed by Other Clubs: DB Jordan Poyer (Buffalo); WR Terrelle Pryor Sr. (Washington).

2016

Players Signed by Browns: LB Demario Davis (N.Y. Jets).

Former Browns Players Signed by Other Clubs: DB Johnson Bademosi (Detroit); WR Travis Benjamin (San Diego); DB Tashaun Gipson (Jacksonville); OL Alex Mack (Atlanta); LB Craig Robertson (New Orleans); OL Mitchell Schwartz (Kansas City).

2015

Players Signed by Browns: TE Rob Housler (Arizona); DB Tramon Williams (Green Bay).

Former Browns Players Signed by Other Clubs: WR Miles Austin (Philadelphia); TE Jordan Cameron (Miami); QB Brian Hoyer (Houston); DL Ahyba Rubin (Seattle); LB Jabaa Sheard (New England); DB Buster Skrine (New York Jets).

2014

Players Signed by Browns: DB Aaron Berry (N.Y. Jets); LB Karlos Dansby (Arizona); TE Jim Gray (Arizona); WR *Andrew Hawkins (Cincinnati); DB Jim Leonhard (Buffalo); OL Paul McQuistan (Seattle); RB Ben Tate (Houston); DB Donté Whitner (San Francisco).

Former Browns Players Signed by Other Clubs: OL Oniel Cousins (Tampa Bay); OL Shawn Lauvao (Washington); DB T.J. Ward (Denver).
Note: *Restricted free agent

2013

Players Signed by Browns: TE Gary Barnidge (Carolina); DL Desmond Bryant (Oakland); OL Rashad Butler (Houston); QB Jason Campbell (Chicago); K Shayne Graham (Houston); LB Quentin Groves (Arizona); LB Paul Kruger (Baltimore); DB Chris Owens (Atlanta).

Former Browns Players Signed by Other Clubs: WR Joshua Cribbs (Oakland); K Phil Dawson (San Francisco); QB Josh Johnson (Cincinnati); LB Kaluka Maiava (Oakland); WR Mohamed Massaquoi (Jacksonville); DL Frostee Rucker (Arizona); TE Alex Smith (Cincinnati); DB Ray Ventrone (San Francisco); TE Benjamin Watson (New Orleans).

2012

Players Signed by Browns: DL Frostee Rucker (Cincinnati); DL Juqua Parker (Philadelphia).

Former Browns Players Signed by Other Clubs: DB Mike Adams (Denver); OL Artis Hicks (Miami); RB Peyton Hillis (Kansas City); OL Steve Vallos (Philadelphia).

2011

Players Signed by Browns: RB Brandon Jackson (Green Bay); DB Dimitri Patterson (Philadelphia); DB Usama Young (New Orleans).

Former Browns Players Signed by Other Clubs: DB Abram Elam (Dallas); DB Sabby Piscitelli (Kansas City); WR Chansi Stuckey (Arizona); LB Jason Trusnik (Miami); FB Lawrence Vickers (Houston); OL Floyd Womack (Arizona); DB Eric Wright (Detroit).

2010

Players Signed by Browns: LB Scott Fujita (New Orleans); OL Tony Pashos (San Francisco); TE Benjamin Watson (New England).

Former Browns Players Signed by Other Clubs: TE Michael Gaines (Houston); OL Rex Hadnot (Arizona).

2009

Players Signed by Browns: LB Eric Barton (N.Y. Jets); LB David Bowens (N.Y. Jets); DB Corey Ivy (Baltimore); DL C. J. Mosley (N.Y. Jets); DB Hank Poteat (N.Y. Jets); OL John St. Clair (Chicago); OL Floyd Womack (Seattle).

Former Browns Players Signed by Other Clubs: LB Andra Davis (Denver); DB Travis Daniels (Kansas City); TE Darnell Dinkins (New Orleans); DB Sean Jones (Philadelphia); OL Seth McKinney (Buffalo); RB Jason Wright (Arizona); OL Scott Young (Denver).

2008

Players Signed by Browns: OL Rex Hadnot (Miami); LB Shantee Orr (Jacksonville); WR Donté Stallworth (New England).

Former Browns Players Signed by Other Clubs: DB Ricardo Colclough (Carolina); DL *Simon Fraser (Atlanta); LB Matt Stewart (Arizona); LB Chau Thompson (Houston).

Note: *Restricted free agent

2007

Players Signed by Browns: RB Jamal Lewis (Baltimore); OL Seth McKinney (Miami); LB Antwan Peek (Houston); OL Eric Steinbach (Cincinnati); DL Robaire Smith (Tennessee); DT *Shaun Smith (Cincinnati); DB Kenny Wright (Washington).

Former Browns Players Signed by Other Clubs: DE Alvin McKinley (Denver); WR Dennis Northcutt (Jacksonville); S Brian Russell (Seattle); FB Terrelle Smith (Arizona).

Note: *Restricted free agent

2006

Players Signed by Browns: OL LeCharles Bentley (New Orleans); TE Darnell Dinkins (Baltimore); OL Bob Hallen (San Diego); WR Joe Jurevics (Seattle); LB Willie McGinest (New England); OL Kevin Shaffer (Atlanta); NT Ted Washington (Oakland); P Dave Zastudil (Baltimore).

Former Browns Players Signed by Other Clubs: WR Antonio Bryant (San Francisco); TE Keith Heinrich (Miami); LB Kenard Lang (Denver); DB Michael Lehan (Miami); OL Mike Pucillo (Washington); TE Aaron Shea (San Diego); OL L.J. Shelton (Miami); LB Ben Taylor (Green Bay).

2005

Players Signed by Browns: OL Joe Andruzzi (New England); DB Gary Baxter (Baltimore); OL Casey Coleman (Tampa Bay); DL Jason Fisk (San Diego); P Kyle Richardson (Cincinnati); DB *Brian Russell (Minnesota); LB Matt Stewart (Atlanta).

Former Browns Players Signed by Other Clubs: LB *Kevin Bentley (Seattle); OL Damion Cook (Miami); LB Barry Gardner (N.Y. Jets); OL *Joquan Gonzalez (Indianapolis); DB Anthony Henry (Dallas); QB Kelly Holcomb (Buffalo); LB Warrick Holdman (Washington); DB Lewis Sanders (Houston).

Note: *Restricted free agent

2004

Players Signed by Browns: DL Ebenezer Ekuban (Dallas); QB Jeff Garcia (San Francisco); OL Kelvin Garmon (San Diego); LB Warrick Holdman (Chicago); FB Terrelle Smith (New Orleans).

Former Browns Players Signed by Other Clubs: P Chris Gardocki (Pittsburgh); OL Shaun O'Hara (N.Y. Giants); DB Lewis Sanders (Jacksonville); OL Barry Stokes (N.Y. Giants).

2003

Players Signed by Browns: LB Barry Gardner (Philadelphia).

Former Browns Players Signed by Other Clubs: OL Dave Wohlbaugh (St. Louis); LB Earl Holmes (Detroit); DB Cory Fuller (Baltimore); LB Dwayne Rudd (Tampa Bay); DB Chris Akins (New England); LS Ryan Kuehl (New York Giants).

2002

Players Signed by Browns: S Robert Griffith (Minnesota); LB Earl Holmes (Pittsburgh); DL Kenard Lang (Washington); WR Chris Sanders (Tennessee); OL Barry Stokes (Green Bay); OL Ryan Tucker (St. Louis).

Former Browns Players Signed by Other Clubs: DE Keith McKenzie (Chicago); OL Roman Oben (Tampa Bay); O.J. Santiago (Minnesota); DL Greg Spires (Tampa Bay).

2001

Players Signed by Browns: LB Brant Boyer (Jacksonville); TE Ricky Dudley (Oakland); RB Curtis Enis (Chicago); QB Kelly Holcomb (Indianapolis); LB Dwayne Rudd (Minnesota); FB Mike Sellers (Washington); DT Mark Smith (Arizona); OL Ross Verba (Green Bay).

Former Browns Players Signed by Other Clubs: FB Marc Edwards (New England); WR David Patten (New England).

2000

Players Signed by Browns: DB Percy Ellsworth (N.Y. Giants); OL Everett Lindsay (Baltimore); DE Keith McKenzie (Green Bay); LB Marty Moore (New England); OT Roman Oben (N.Y. Giants); WR David Patten (N.Y. Giants); RB Errict Rhett (Baltimore); DL Orpheus Roye (Pittsburgh).

Former Browns Players Signed by Other Clubs: OL Orlando Bobo (Baltimore); T Lomas Brown (N.Y. Giants); CB Antonio Langham (New England); QB Jamie Martin (Jacksonville); CB Ryan McNeil (Dallas); DB Marquez Pope (Oakland); OL Scott Rehberg (Cincinnati); WR Leslie Shepherd (Miami); LB-DE John Thierry (Green Bay).

1999

Players Signed by Browns: DE Derrick Alexander (Minnesota); DT Jerry Ball (Minnesota); T Lomas Brown (Arizona); T Orlando Brown (Baltimore); CB Corey Fuller (Minnesota); P Chris Gardocki (Indianapolis); DT Darius Holland (Detroit); DT John Jurkovic (Jacksonville); RB Terry Kirby (San Francisco); CB Ryan McNeil (St. Louis); LB Jamir Miller (Arizona); DB Marquez Pope (San Francisco); WR Leslie Shepherd (Washington); LB John Thierry (Chicago); C Dave Wohlbaugh (New England).

1995

Players Signed by Browns: DT Tim Goad (New England); WR Andre Rison (Atlanta); CB Johnny Thomas (Washington); RB Lorenzo White (Houston).

Former Browns Players Signed by Other Clubs: RB Randy Baldwin (Carolina); DT James Jones (Denver); LB Frank Stams (Carolina).

Note: lost WR Mark Carrier to Carolina in expansion draft.

1994

Players Signed by Browns: LB Carl Banks (Washington); RB Earnest Byner (Washington); CB Don Griffin (San Francisco); TE Walter Reeves (Arizona); QB Mark Rypien (Washington); OL Mike Withycombe (San Diego).

Former Browns Players Signed by Other Clubs: P Brian Hansen (N.Y. Jets); CB Randy Hilliard (Denver); LB Mike Johnson (Detroit); LB Clay Matthews (Atlanta).

1993

Players Signed by Browns: WR Mark Carrier (Tampa Bay); OL Houston Hoover (Atlanta); WR Hassan Jones (Minnesota); CB Najee Mustafa (Minnesota); QB Vinny Testaverde (Tampa Bay).

Former Browns Players Signed by Other Clubs: WR Webster Slaughter (Houston); TE Mark Bavaro (New England); QB Mike Tomczak (Pittsburgh).

TRANSITION TAGGED PLAYERS

2013 - OL Alex Mack.

FRANCHISE TAGGED PLAYERS

2011 - K Phil Dawson, 2012 - K Phil Dawson.

PLAN "B" FREE AGENTS (1989-92)

1992

Players Signed by Browns During "Plan B" (11): RB James Brooks (Cincinnati); WR Jamie Holland (L.A. Raiders); CB Alonzo Hampton (Tampa); TE Pete Holohan (Kansas City); WR Keenan McCardell (Washington); S Stevon Moore (Miami); LB Anthony Moss (N.Y. Giants); RB Bruce Perkins (Indianapolis); CB Terry Taylor (Detroit); RB Ron Wolfley (Arizona); S Tony Zachary (New England).

Former Browns Players Signed by Other Clubs During "Plan B" (6): DT Frank Conover (Green Bay); S Thane Gash (San Francisco); CB Ray Irvin (Kansas City); CB Joe King (Tampa Bay); WR Reggie Langhorne (Indianapolis); WR Mike Oliphant (Seattle).

1991

Players Signed by Browns During "Plan B" (11): TE Charles Arbuckle (New Orleans); LB David Brandon (San Diego); LB Richard Brown (San Diego); P Brian Hansen (New England); K Mike Lansford (L.A. Rams—failed physical); S Vince Newsome (L.A. Rams); QB Todd Philcox (Cincinnati); G John Rienstra (Pittsburgh); RB Lee Rouson (N.Y. Giants); K Matt Stover (N.Y. Giants); T Rob Woods (Kansas City).

Former Browns Players Signed by Other Clubs During "Plan B" (6): DE Robert Banks (Houston); LB Marcus Cotton (Seattle); DL Marion Jones (Tampa Bay); FB Tim Manoa (New Orleans); DT Chris Pike (San Diego); S Felix Wright (Minnesota).

1990

Players Signed by Browns During "Plan B" (6): C Mike Baab (New England); CB Raymond Clayborn (New England); LB Lawrence McGrew (New England); LB Ken Rose (N.Y. Jets); G Ralph Tamm (Washington); DE Rhondy Weston (Tampa Bay).

Former Browns Players Signed by Other Clubs During "Plan B" (5): CB Hanford Dixon (San Francisco); RB Keith Jones (Dallas); S Robert Lyons (Minnesota); WR Gerald McNeil (Houston); TE Ron Middleton (Washington).

1989

Players Signed by Browns During "Plan B" (14): DE Al Baker (Minnesota); OG Ted Banker (N.Y. Jets); DE Robert Banks (Houston); C Tom Baugh (Kansas City); WR Ray Butler (Seattle); RB Patrick Collins (Green Bay); DL Tom Gibson (New England); CB Kerry Glenn (N.Y. Jets); RB Keith Jones (L.A. Rams); LB Barry Krauss (Indianapolis); QB Mike Norseth (Cincinnati); WR Darryl Usher (New England); P Bryan Wagner (Chicago); WR Chris Woods (L.A. Raiders).

Former Browns Players Signed by Other Clubs During "Plan B" (10): DE Sam Clancy (Indianapolis); S Danny Copeland (Kansas City); NT Bob Golic (L.A. Raiders); K Jeff Jaeger (L.A. Raiders); TE Jeff Modest (Atlanta); P Max Runager (Kansas City); QB Steve Slayden (Kansas City); WR Clarence Weathers (Indianapolis); G Larry Williams (San Diego); C Frank Winters (N.Y. Giants).

TEAM TRADE HISTORY SINCE 1999

2/12/1999

Cleveland acquired defensive end Roy Barker and tight end Irv Smith from San Francisco for past considerations.

2/26/1999

Cleveland traded a fourth-round selection (110th overall) and a fifth-round selection (134th overall) in the 1999 NFL Draft to San Francisco for quarterback Ty Detmer and a fourth-round selection (124th overall) in 1999.

4/18/1999

Cleveland traded a fourth-round draft choice (96th overall) in 1999 to San Francisco for fullback Marc Edwards.

4/18/1999

Cleveland traded a sixth-round selection (170th overall) in the 1999 NFL Draft to Seattle for two sixth-round picks (187th overall and 191st overall).

4/18/1999

Cleveland traded two seventh-round picks (221st and 253rd overall) in the 1999 NFL Draft to Chicago for a sixth-round (174th overall) pick.

4/22/1999

Cleveland acquired running back Sedrick Shaw from New England for past considerations.

9/28/1999

Cleveland traded defensive tackle Jerry Ball to Minnesota for defensive end Stalin Colinet and a seventh-round draft choice.

10/19/1999

Cleveland traded a sixth-round (167th overall) selection in the 2000 NFL Draft to Miami for running back Karim Abdul-Jabbar.

4/16/2000

Cleveland traded two seventh-round (223rd and 254th overall) picks to Chicago for two seventh-round draft choices (209th and 225th overall).

8/14/2001

Cleveland traded offensive lineman Everett Lindsay to Minnesota for a conditional draft choice.

8/28/2001

Cleveland traded wide receiver Darrin Chiaverini to Dallas for a conditional draft choice; however, the conditions of the trade were not met and the Browns did not receive compensation.

9/2/2001

Cleveland traded quarterback Ty Detmer to Detroit for a fourth-round choice in the 2002 NFL Draft.

9/2/2001

Cleveland traded running back Travis Prentice and quarterback Spergon Wynn to Minnesota for conditional draft choices.

10/16/2001

Cleveland traded defensive end Stalin Colinet to Minnesota for a conditional draft choice.

3/8/2002

Cleveland traded a conditional seventh-round draft choice in 2004 to Miami for running back J.J. Johnson.

4/20/2002

Cleveland traded linebacker Wali Rainer and a third-round draft choice (79th overall) to Jacksonville for a third-round draft choice (76th overall).

4/21/2002

Cleveland traded a fifth-round draft choice (147th overall) and a sixth-round draft choice (189th overall) to Oakland for a fourth-round choice (122nd overall).

*Cleveland's trades with Minnesota involving Everett Lindsay, Travis Prentice, Spergon Wynn and Stalin Colinet ultimately resulted in the Browns receiving fifth round draft choices from Minnesota in the 2002 and 2003 NFL Draft.

8/31/2002

Cleveland traded a seventh-round draft choice in the 2003 draft to San Diego for tight end Steve Heiden (Chargers also had the option of switching sixth-round picks in 2003).

2/28/2003

Cleveland traded tight end Mark Campbell to Buffalo for an undisclosed 2004 draft choice.

4/24/2004

Cleveland traded a 2004 first-round and second-round choices to Detroit for the Lions 2004 first-round choice (sixth overall).

Cleveland traded a 2004 third-round, fifth-round and sixth-round choices to Indianapolis for a second and fifth-round choices.

3/2/2005

Cleveland traded defensive lineman Gerard Warren to Denver for a fourth round choice in the 2005 draft.

3/5/2005

Cleveland traded a 2005 fourth-round draft choice to Seattle for quarterback Trent Dilfer.

3/30/2005

Cleveland traded defensive ends Ebenezer Ekuban and Michael Myers to Denver for running back Reuben Droughns.

4/24/2005

Cleveland traded quarterback Luke McCown to Tampa Bay for a 2005 sixth-round draft choice (203rd overall).

8/22/2005

Cleveland traded wide receiver Andre Davis to New England for an undisclosed draft choice.

9/4/2005

Cleveland traded offensive lineman Melvin Fowler to Minnesota for offensive lineman Nat Dorsey.

3/20/2006

Cleveland traded safety Chris Crocker to Atlanta for a fourth-round choice in the 2006 NFL draft.

4/29/2006

Cleveland traded a 2006 first-round choice (12th overall) to Baltimore for a 2006 first-round choice (13th overall) and 2006 sixth-round choice (181st overall).

Cleveland traded center Jeff Faine and a 2006 second-round choice (43rd overall) to New Orleans for a 2006 second-round choice (34th overall).

5/4/2006

Cleveland traded quarterback Trent Dilfer to San Francisco for an undisclosed 2007 draft choice and quarterback Ken Dorsey.

8/8/2006

Cleveland traded an undisclosed draft pick to New England for offensive lineman Ross Tucker.

8/22/2006

Cleveland traded wide receiver Carlton Brewster to Green Bay for defensive back Therrian Fontenot.

8/24/2006

Cleveland traded a conditional draft choice to Chicago for offensive lineman Lennie Friedman.

9/2/2006

Cleveland traded an undisclosed 2008 draft choice to Philadelphia for offensive lineman Hank Fraley.

3/9/2007

Cleveland traded running back Reuben Droughns to N.Y. Giants for wide receiver Tim Carter.

4/28/2007

Cleveland traded a 2007 second-round choice (36th overall) and a 2008 first-round choice to Dallas for a 2007 first-round choice (22nd overall).

4/28/2007

Cleveland traded its 2007 third-round (67th overall), fourth-round (103rd overall) and their sixth-round choice (178th overall) to Dallas for a second-round choice (53rd overall) and sixth-round choice (195th overall).

4/29/2007

Cleveland traded a sixth-round choice (195th overall) to Dallas for a sixth-round choice (200th overall) and a seventh-round choice (234th overall).

9/11/2007

Cleveland traded quarterback Charlie Frye to Seattle for a 2008 sixth-round draft choice.

2/29/2008

Cleveland traded a 2008 second-round draft choice to Green Bay for defensive lineman Corey Williams.

3/4/2008

Cleveland traded defensive back Leigh Bodden and a 2008 third-round draft choice to Detroit for defensive lineman Shaun Rogers.

4/27/2008

Cleveland traded a 2008 fourth-round choice (122nd overall) and a 2008 fifth-round choice (155th overall) to Dallas for a 2008 fourth round choice (104th overall).

4/27/2008

Cleveland traded a 2009 third-round selection to Dallas for a 2008 fourth-round selection (111th overall).

4/27/2008

Cleveland traded a 2009 fifth-round selection to Philadelphia for a 2008 sixth-round selection (191st overall).

8/20/2008

Cleveland traded an undisclosed draft choice to Miami for defensive back Travis Daniels.

2/27/2009

Cleveland traded tight end Kellen Winslow to Tampa Bay for undisclosed draft picks.

4/25/2009

Cleveland traded a 2009 first-round selection (fifth overall) to N.Y. Jets for a 2009 first-round choice (17th overall), second-round choice (52nd overall), and defensive lineman Kenyon Coleman, defensive back Abram Elam and quarterback Brett Ratliff.

Cleveland traded a 2009 first-round choice (17th overall) to Tampa Bay for a 2009 first-round choice (19th overall) and sixth-round choice (191st overall).

Cleveland traded a 2009 first-round choice (19th overall) to Philadelphia for a 2009 first-round choice (21st overall) and sixth-round choice (195th overall).

9/1/2009

Cleveland traded defensive lineman Louis Leonard to Carolina for an undisclosed draft choice.

10/7/2009

Cleveland traded wide receiver Braylon Edwards to N.Y. Jets for wide receiver Chansi Stuckey, linebacker Jason Trusnik and undisclosed draft choices.

3/3/2010

Cleveland traded defensive lineman Corey Williams and a 2010 seventh-round draft choice to Detroit Lions for a 2010 fifth-round pick.

3/10/2010

Cleveland traded an undisclosed 2011 draft choice to Seattle for quarterback Seneca Wallace.

3/14/2010

Cleveland traded quarterback Brady Quinn to Denver for running back Peyton Hillis and a 2011 sixth-round draft choice and a 2012 conditional draft choice.

3/15/2010

Cleveland traded linebacker Kamerion Wimbley to Oakland for a 2010 third-round pick (85th overall).

4/6/2010

Cleveland traded linebacker Alex Hall, a 2010 fourth-round draft choice and a 2010 fifth-round draft choice to Philadelphia for defensive back Sheldon Brown and linebacker Chris Gocong.

4/24/2010

Cleveland traded a 2010 third-round (92nd overall) and two fifth-round selections (134th and 146th overall) to Philadelphia for a 2010 second round choice (59th).

10/6/2010

Cleveland traded 2012 sixth-round draft choice to Minnesota for defensive lineman Jayme Mitchell.

10/14/2010

Cleveland traded running back Jerome Harrison to Philadelphia for running back Mike Bell.

4/28/2011

Cleveland traded a 2011 first-round (6th overall) selection to Atlanta for a 2011 first (27th overall), second (59th overall) and fourth (124th overall) round choices along with a 2012 first round and fourth round picks.

4/28/2011

Cleveland traded a 2011 first (27th overall) and third (70th overall) round choices to Kansas City for a 2011 first-round (21st overall) pick.

4/30/2011

Cleveland traded two 2011 sixth (168th and 170th overall) round choices to Minnesota for a 2011 fifth-round (150th overall) pick.

8/1/2011

Cleveland traded an undisclosed 2012 draft choice to St. Louis for OL John Greco.

4/26/2012

Cleveland traded a 2012 first (fourth overall), fourth (118th overall), fifth (139th overall) and seventh (211th overall) round choices to Minnesota for a 2012 first round (third overall) choice.

4/27/2012

Cleveland traded a 2012 third (67th overall) round choice to Denver for a 2012 third (87th overall) and fourth (120th overall) round choices.

8/31/2012

Cleveland traded DB David Sims and a 2013 seventh round choice to Philadelphia for a 2013 sixth round choice.

4/1/2013

Cleveland traded QB Colt McCoy and a 2013 sixth round choice to San Francisco for a 2013 fifth and seventh round choices.

4/11/2013

Cleveland traded LB Emmanuel Acho to Philadelphia for RB Dion Lewis.

4/26/2013

Cleveland traded 2013 fourth (104th) and fifth (164th) round choices to Miami for WR Davone Bess and 2013 fourth (111th) and seventh (217th) round choices.

4/27/2013

Cleveland traded a 2013 fourth round choice (111th overall) to Pittsburgh for a 2014 third-round choice.

4/27/2013

Cleveland traded a 2013 fifth round choice (139th overall) to Indianapolis for a 2014 fourth round choice.

9/19/2013

Cleveland traded RB Trent Richardson to Indianapolis for 2014 first-round pick.

5/8/2014

Cleveland traded the fourth overall pick to the Bills and received the ninth pick and the Bills' 2015 first- and fourth-round picks.

Cleveland acquired the eighth pick from Minnesota in exchange for the ninth pick and the 145th pick.

Cleveland acquired the 22nd pick from Philadelphia in exchange for the 26th pick and the 83rd pick.

5/9/2014

Cleveland acquired the 94th pick from San Francisco in exchange for the 106th pick and the 180th pick.

5/10/2014

Cleveland traded the 218th pick to the Ravens and received their 2015 sixth-round pick.

5/1/2015

Cleveland acquired the 51st, 116th and 195th picks from Houston in exchange for the 43rd and 229th picks.

5/1/2015

Cleveland acquired the 96th and 219th picks from New England in exchange for the 111th, 147th and 202nd round picks.

5/2/2015

Cleveland acquired the 123rd, 198th and 241st round picks from Arizona in exchange for the 116th pick.

6/8/2015

Cleveland traded an undisclosed draft pick to San Francisco for P Andy Lee.

9/6/2015

Cleveland traded RB Terrance West to Tennessee for a conditional 2016 pick.

9/11/2015

Cleveland traded DL Billy Winn to Indianapolis for a conditional 2017 pick.

4/20/2016

Cleveland traded 2016 first (2nd overall) and a 2017 conditional fourth round pick to Philadelphia for the Eagles' 2016 first (8th), third (77th) and fourth (100th) round picks and 2017 first and 2018 second round picks.

4/28/2016

Cleveland traded 2016 first (8th overall) and sixth (176th overall) round picks to Tennessee for the Titans' 2016 first (15th overall), third (76th overall) and 2017 second round picks.

4/29/2016

Cleveland traded third (77th overall) and fifth (141st overall) round picks to Carolina for the Panthers' third (93rd overall), fourth (129th overall) and fifth (168th overall) round picks.

4/30/2016

Cleveland traded fourth (100th overall) round pick to Oakland for the Raiders' fourth (114th overall) and fifth (154th overall) round picks.

8/25/2016

Cleveland traded LB Barkevious Mingo to New England for the Patriots' 2017 fifth-round pick.

4/29/2016

Cleveland traded P Andy Lee and a 2017 7th-round pick to Carolina for P Kasey Redfern and a 2018 fourth-round pick.

9/3/2016

Cleveland traded DB Justin Gilbert to Pittsburgh for the Steelers' 2018 sixth-round pick.

8/31/2016

Cleveland traded conditional draft pick to New England for LB Jamie Collins Sr.

3/9/2017

Cleveland traded 2017 fourth round pick to Houston for 2018 second round pick, 2017 sixth round pick and QB Brock Osweiler.

4/27/2017

Cleveland traded 2017 first round (12th overall) pick to Houston for Texans' 2017 first (25th overall) and 2018 first round picks.

4/27/2017

Cleveland traded 2017 second (33rd overall) and fourth (108th overall) round picks to Green Bay for the Packers' first round (29th overall) pick.

4/29/2017

Cleveland traded two 2017 fifth (145th and 175th) round picks to Denver for the Broncos' fourth (126th) and seventh (252nd) round picks.

4/29/2017

Cleveland' 2017 fifth (181st overall) and sixth (188th overall) to New York for the Jets' fifth (160th overall) and seventh (224th overall) round picks.

6/1/2017

Cleveland traded LB Demario Davis to New York Jets for DB Calvin Pryor III.

8/31/2017

Cleveland traded OL Cameron Erving to Kansas City for a 2018 conditional fifth-round pick.

9/2/2017

Cleveland traded 2018 sixth-round pick to Pittsburgh in exchange for WR Sammie Coates and 2019 seventh-round pick.

3/14/2018

Cleveland traded 2018 fourth-round pick and 2019 seventh-round pick to Miami in exchange for WR Jarvis Landry.

3/14/2018

Cleveland traded 2018 third-round pick to Buffalo in exchange for QB Tyrod Taylor.

3/14/2018

Cleveland traded QB DeShone Kizer, 2018 fourth-round pick and 2018 fifth-round pick to Green Bay in exchange for DB Damarious Randall, 2018 fourth-round pick and 2018 fifth-round pick.

3/14/2018

Cleveland traded DL Danny Shelton and 2018 fifth-round pick to New England in exchange for 2019 third-round pick.

3/15/2018

Cleveland traded DB Jason McCourty 2018 seventh-round pick to New England in exchange for 2018 sixth-round pick.

3/28/2018

Cleveland traded QB Cody Kessler to Jacksonville in exchange for 2019 conditional seventh-round pick.

4/6/2018

Cleveland traded QB Kevin Hogan and a 2018 sixth-round draft pick to Washington in exchange for 2018 sixth-round pick.

4/27/2018

Cleveland traded second round (64th) pick to Indianapolis for Colts' third (67th overall) and sixth (178th) round picks.

4/28/2018

Cleveland traded fourth (114th) and sixth (178th) round picks to New England for Patriots' fourth round (105th) pick.

5/19/2018

Cleveland traded DB Jamar Taylor to Arizona for Cardinals 2020 sixth round pick.

BROWNS VS. NFL TEAMS

*Indicates playoff game

RESULTS VS. ARIZONA CARDINALS

Chicago Cardinals	10/15/1950	W	34-24
at Chicago Cardinals	11/5/1950	W	10-7
at Chicago Cardinals	11/4/1951	W	34-17
Chicago Cardinals	12/2/1951	W	49-28
Chicago Cardinals	11/9/1952	W	28-13
at Chicago Cardinals	12/7/1952	W	10-0
at Chicago Cardinals	10/4/1953	W	27-7
Chicago Cardinals	11/29/1953	W	27-16
Chicago Cardinals	10/10/1954	W	31-7
at Chicago Cardinals	10/24/1954	W	35-3
at Chicago Cardinals	10/30/1955	W	26-20
Chicago Cardinals	12/11/1955	W	35-24
at Chicago Cardinals	9/30/1956	L	7-9
Chicago Cardinals	12/16/1956	L	7-24
at Chicago Cardinals	10/27/1957	W	17-7
Chicago Cardinals	12/1/1957	W	31-0
Chicago Cardinals	10/12/1958	W	35-28
at Chicago Cardinals	10/26/1958	W	38-24
at Chicago Cardinals	10/4/1959	W	34-7
Chicago Cardinals	10/18/1959	W	17-7
St. Louis Cardinals	11/13/1960	W	28-27
at St. Louis Cardinals	11/27/1960	T	17-17
St. Louis Cardinals	9/24/1961	W	20-17
at St. Louis Cardinals	10/29/1961	W	21-10
at St. Louis Cardinals	10/21/1962	W	34-7
St. Louis Cardinals	11/18/1962	W	38-14
St. Louis Cardinals	11/17/1963	L	14-20
at St. Louis Cardinals	12/1/1963	W	24-10
St. Louis Cardinals	9/20/1964	T	33-33
at St. Louis Cardinals	12/6/1964	L	19-28
St. Louis Cardinals	9/26/1965	L	13-49
at St. Louis Cardinals	12/19/1965	W	27-24
St. Louis Cardinals	9/25/1966	L	28-34
at St. Louis Cardinals	12/17/1966	W	38-10
St. Louis Cardinals	10/15/1967	W	20-16
at St. Louis Cardinals	12/10/1967	W	20-16
St. Louis Cardinals	10/13/1968	L	21-27
at St. Louis Cardinals	12/14/1968	L	16-27
St. Louis Cardinals	10/26/1969	T	21-21
at St. Louis Cardinals	12/14/1969	W	27-21
at St. Louis Cardinals	9/29/1974	L	7-29
at St. Louis Cardinals	10/28/1979	W	38-20
St. Louis Cardinals	9/8/1985	L	24-27 OT
at Phoenix Cardinals	10/23/1988	W	29-21
Arizona Cardinals	9/18/1994	W	32-0
at Arizona Cardinals	10/8/2000	L	21-29
Arizona Cardinals	11/16/2003	W	44-6
at Arizona Cardinals	12/2/2007	L	21-27
at Arizona Cardinals	12/18/2011	L	17-20 OT
Arizona Cardinals	11/1/2015	L	20-34
Regular Season Totals	33-14-3	.690	
Home	15-7-2	.667	
Away	18-7-1	.712	

RESULTS VS. ATLANTA FALCONS

at Atlanta Falcons	10/30/1966	W	49-17
Atlanta Falcons	10/27/1968	W	30-7
Atlanta Falcons	10/31/1971	L	14-31
at Atlanta Falcons	10/17/1976	W	20-17
at Atlanta Falcons	9/17/1978	W	24-16
Atlanta Falcons	9/27/1981	W	28-17
at Atlanta Falcons	11/18/1984	W	23-7
Atlanta Falcons	11/8/1987	W	38-3
Atlanta Falcons	12/16/1990	W	13-10
at Atlanta Falcons	11/28/1993	L	14-17
Atlanta Falcons	12/29/2002	W	24-16
at Atlanta Falcons	11/12/2006	W	17-13
Atlanta Falcons	10/10/2010	L	10-20
at Atlanta Falcons	11/23/2014	W	26-24
Regular Season Totals	11-3-0	.786	
Home	5-0-0	.714	
Away	6-1-0	.857	

RESULTS VS. BALTIMORE RAVENS

at Baltimore Ravens	9/26/1999	L	10-17
Baltimore Ravens	11/7/1999	L	9-41
Baltimore Ravens	10/1/2000	L	0-12
at Baltimore Ravens	11/26/2000	L	7-44
Baltimore Ravens	10/21/2001	W	24-14
at Baltimore Ravens	11/18/2001	W	27-17
Baltimore Ravens	10/6/2002	L	21-26
at Baltimore Ravens	12/22/2002	W	14-13
at Baltimore Ravens	9/14/2003	L	13-33
Baltimore Ravens	12/21/2003	L	0-35
Baltimore Ravens	9/12/2004	W	20-3
at Baltimore Ravens	11/7/2004	L	13-27
at Baltimore Ravens	10/16/2005	L	3-16
Baltimore Ravens	1/1/2006	W	20-16
Baltimore Ravens	9/24/2006	L	14-15
at Baltimore Ravens	12/17/2006	L	17-27
Baltimore Ravens	9/30/2007	W	27-13
at Baltimore Ravens	11/18/2007	W	33-30 OT
at Baltimore Ravens	9/21/2008	L	10-28
Baltimore Ravens	11/22/2008	L	27-37
at Baltimore Ravens	9/27/2009	L	3-34
Baltimore Ravens	11/16/2009	L	0-16
at Baltimore Ravens	9/26/2010	L	17-24
Baltimore Ravens	12/26/2010	L	10-20
Baltimore Ravens	12/4/2011	L	10-24
at Baltimore Ravens	12/24/2011	L	14-20
at Baltimore Ravens	9/27/2012	L	16-23
Baltimore Ravens	11/4/2012	L	15-25
at Baltimore Ravens	9/15/2013	L	6-14
Baltimore Ravens	11/3/2013	W	24-18
Baltimore Ravens	9/21/2014	L	21-23
at Baltimore Ravens	12/28/2014	L	10-20
at Baltimore Ravens	10/11/2015	W	33-30 OT
Baltimore Ravens	11/30/2015	L	27-33
Baltimore Ravens	9/18/2016	L	20-25
at Baltimore Ravens	11/10/2016	L	7-28
at Baltimore Ravens	9/17/2017	L	10-24
Baltimore Ravens	12/17/2017	L	10-27
Regular Season Totals	9-29-0	.237	
Home	5-14-0	.263	
Away	4-15-0	.211	

RESULTS VS. BUFFALO BILLS

Buffalo Bills	11/26/1972	W	27-10
Buffalo Bills	11/24/1974	L	10-15
at Buffalo Bills	10/23/1977	W	27-16
Buffalo Bills	10/29/1978	W	41-20
at Buffalo Bills	11/1/1981	L	13-22
at Buffalo Bills	11/4/1984	W	13-10
Buffalo Bills	11/17/1985	W	17-7
at Buffalo Bills	12/7/1986	W	21-17
Buffalo Bills	11/15/1987	W	27-21
*Buffalo Bills	1/6/1990	W	34-30
Buffalo Bills	11/4/1990	L	0-42
Buffalo Bills	10/2/1995	L	19-22
at Buffalo Bills	12/12/2004	L	7-37
Buffalo Bills	12/16/2007	W	8-0
at Buffalo Bills	11/17/2008	W	29-27
at Buffalo Bills	10/11/2009	W	6-3
at Buffalo Bills	12/12/2010	L	6-13
Buffalo Bills	9/23/2012	L	14-24
Buffalo Bills	10/3/2013	W	37-24
at Buffalo Bills	11/30/2014	L	10-26
at Buffalo Bills	12/18/2016	L	13-33
Regular Season Totals	11-9-0	.550	
Home	6-4-0	.600	
Away	5-5-0	.500	
Playoffs	1-0-0	1.000	

RESULTS VS. CAROLINA PANTHERS

Carolina Panthers	11/21/1999	L	17-31
Carolina Panthers	12/1/2002	L	6-13
at Carolina Panthers	10/8/2006	L	12-20
Carolina Panthers	11/28/2010	W	24-23
at Carolina Panthers	12/21/2014	L	13-17
Regular Season Totals	1-4-0	.200	
Home	1-2-0	.333	
Away	0-2-0	.000	

RESULTS VS. CHICAGO BEARS

Chicago Bears	11/25/1951	W	42-21
at Chicago Bears	11/14/1954	W	39-10
Chicago Bears	12/11/1960	W	42-0
at Chicago Bears	12/10/1961	L	14-17
Chicago Bears	10/22/1967	W	24-0
at Chicago Bears	11/30/1969	W	28-24
Chicago Bears	10/15/1972	L	0-17
Chicago Bears	11/3/1980	W	27-21
at Chicago Bears	9/7/1986	L	31-41
Chicago Bears	10/23/1989	W	27-7
Chicago Bears	11/29/1992	W	27-14
at Chicago Bears	11/4/2001	L	21-27 OT
Chicago Bears	10/9/2005	W	20-10
at Chicago Bears	11/1/2009	L	6-30
Chicago Bears	12/15/2013	L	31-38
at Chicago Bears	12/24/2017	L	3-20
Regular Season Totals	9-7-0	.563	
Home	7-2-0	.778	
Away	2-5-0	.286	

RESULTS VS. CINCINNATI BENGALS

Cincinnati Bengals	10/11/1970	W	30-27
at Cincinnati Bengals	11/15/1970	L	10-14
at Cincinnati Bengals	10/17/1971	W	27-24
Cincinnati Bengals	12/5/1971	W	31-27
Cincinnati Bengals	10/1/1972	W	27-6
at Cincinnati Bengals	12/9/1972	W	27-24
Cincinnati Bengals	10/7/1973	W	17-10
at Cincinnati Bengals	12/9/1973	L	17-34
at Cincinnati Bengals	9/15/1974	L	7-33
Cincinnati Bengals	10/13/1974	L	24-34
at Cincinnati Bengals	9/21/1975	L	17-24
Cincinnati Bengals	11/23/1975	W	35-23
Cincinnati Bengals	10/3/1976	L	24-45
at Cincinnati Bengals	10/31/1976	L	6-21
at Cincinnati Bengals	9/18/1977	W	13-3
Cincinnati Bengals	11/6/1977	L	7-10
Cincinnati Bengals	9/10/1978	W	13-10 OT
at Cincinnati Bengals	12/17/1978	L	16-48
Cincinnati Bengals	10/21/1979	W	28-27
at Cincinnati Bengals	12/16/1979	L	12-16
Cincinnati Bengals	11/23/1980	W	31-7
at Cincinnati Bengals	12/21/1980	W	27-24
at Cincinnati Bengals	9/20/1981	W	20-17
Cincinnati Bengals	11/29/1981	L	21-41
at Cincinnati Bengals	12/12/1982	L	10-23
Cincinnati Bengals	9/15/1983	W	17-7
at Cincinnati Bengals	10/23/1983	L	21-28
at Cincinnati Bengals	10/21/1984	L	9-12
Cincinnati Bengals	12/2/1984	L	17-20 OT
at Cincinnati Bengals	11/10/1985	L	10-27
Cincinnati Bengals	11/24/1985	W	24-6
Cincinnati Bengals	9/18/1986	L	13-30
at Cincinnati Bengals	12/14/1986	W	34-3
at Cincinnati Bengals	10/18/1987	W	34-0
Cincinnati Bengals	12/13/1987	W	38-24
at Cincinnati Bengals	9/25/1988	L	17-24
Cincinnati Bengals	10/30/1988	W	23-16
at Cincinnati Bengals	9/25/1989	L	14-21
Cincinnati Bengals	12/3/1989	L	0-21
Cincinnati Bengals	10/22/1990	L	13-34
at Cincinnati Bengals	12/30/1990	L	14-21
Cincinnati Bengals	9/15/1991	W	14-13
at Cincinnati Bengals	11/3/1991	L	21-23
at Cincinnati Bengals	11/1/1992	L	10-30
Cincinnati Bengals	12/6/1992	W	37-21
Cincinnati Bengals	9/5/1993	W	27-14
at Cincinnati Bengals	10/17/1993	W	28-17
at Cincinnati Bengals	9/4/1994	W	28-20
Cincinnati Bengals	10/23/1994	W	37-13
at Cincinnati Bengals	10/29/1995	W	29-26 OT
Cincinnati Bengals	12/17/1995	W	26-10
Cincinnati Bengals	10/10/1999	L	17-18
at Cincinnati Bengals	12/12/1999	L	28-44
at Cincinnati Bengals	9/10/2000	W	24-7
Cincinnati Bengals	10/29/2000	L	3-12
at Cincinnati Bengals	10/14/2001	L	14-24
Cincinnati Bengals	11/25/2001	W	18-0
Cincinnati Bengals	9/15/2002	W	20-7

at Cincinnati Bengals	11/17/2002	W	27-20
Cincinnati Bengals	9/28/2003	L	14-21
at Cincinnati Bengals	12/28/2003	W	22-14
Cincinnati Bengals	10/17/2004	W	34-17
at Cincinnati Bengals	11/28/2004	L	48-58
Cincinnati Bengals	9/11/2005	L	13-27
at Cincinnati Bengals	12/11/2005	L	20-23
at Cincinnati Bengals	9/17/2006	L	17-34
Cincinnati Bengals	11/26/2006	L	0-30
Cincinnati Bengals	9/16/2007	W	51-45
at Cincinnati Bengals	12/23/2007	L	14-19
at Cincinnati Bengals	9/28/2008	W	20-12
Cincinnati Bengals	12/21/2008	L	0-14
Cincinnati Bengals	10/4/2009	L	20-23 OT
at Cincinnati Bengals	11/29/2009	L	7-16
Cincinnati Bengals	10/3/2010	W	23-20
at Cincinnati Bengals	12/19/2010	L	17-19
Cincinnati Bengals	9/11/2011	L	17-27
at Cincinnati Bengals	11/27/2011	L	20-23
at Cincinnati Bengals	9/16/2012	L	27-34
Cincinnati Bengals	10/14/2012	W	34-24
Cincinnati Bengals	9/29/2013	W	17-6
at Cincinnati Bengals	11/17/2013	L	20-41
at Cincinnati Bengals	11/6/2014	W	24-3
Cincinnati Bengals	12/14/2014	L	0-30
at Cincinnati Bengals	11/5/2015	L	10-31
Cincinnati Bengals	12/6/2015	L	3-37
at Cincinnati Bengals	10/23/2016	L	17-31
Cincinnati Bengals	12/11/2016	L	10-23
Cincinnati Bengals	10/1/2017	L	7-31
at Cincinnati Bengals	11/26/2017	L	16-30
Regular Season Totals	39-50-0	.438	
Home	24-20-0	.554	
Away	15-30-0	.333	

RESULTS VS. DALLAS COWBOYS

at Dallas Cowboys	10/16/1960	W	48-7
Dallas Cowboys	10/1/1961	W	25-7
at Dallas Cowboys	12/3/1961	W	38-17
Dallas Cowboys	10/7/1962	W	19-10
at Dallas Cowboys	12/2/1962	L	21-45
at Dallas Cowboys	9/22/1963	W	41-24
Dallas Cowboys	11/24/1963	W	27-17
Dallas Cowboys	10/4/1964	W	27-6
at Dallas Cowboys	10/18/1964	W	20-16
Dallas Cowboys	10/17/1965	W	23-17
at Dallas Cowboys	11/21/1965	W	24-17
Dallas Cowboys	10/23/1966	W	30-21
at Dallas Cowboys	11/24/1966	L	14-26
Dallas Cowboys	9/17/1967	L	14-21
*at Dallas Cowboys	12/24/1967	L	14-52
at Dallas Cowboys	9/22/1968	L	7-28
*Dallas Cowboys	12/21/1968	W	31-20
Dallas Cowboys	11/2/1969	W	42-10
*at Dallas Cowboys	12/28/1969	W	38-14
Dallas Cowboys	12/12/1970	L	2-6
at Dallas Cowboys	12/7/1974	L	17-41
Dallas Cowboys	9/24/1979	W	26-7
at Dallas Cowboys	11/25/1982	L	14-31
at Dallas Cowboys	9/22/1985	L	7-20
Dallas Cowboys	12/4/1988	W	24-21
Dallas Cowboys	9/1/1991	L	14-26
at Dallas Cowboys	12/10/1994	W	19-14
at Dallas Cowboys	9/19/2004	L	12-19
Dallas Cowboys	9/7/2008	L	10-28
at Dallas Cowboys	11/18/2012	L	20-23 OT
Dallas Cowboys	11/6/2016	L	10-35
Regular Season Totals	15-13-0	.536	
Home	9-5-0	.643	
Away	6-8-0	.429	
Playoffs	2-1-0	.667	

RESULTS VS. DENVER BRONCOS

at Denver Broncos	12/20/1970	W	27-13
Denver Broncos	10/24/1971	L	0-27
at Denver Broncos	10/29/1972	W	27-20
Denver Broncos	10/27/1974	W	23-21
at Denver Broncos	10/19/1975	L	15-16
at Denver Broncos	9/26/1976	L	13-44
Denver Broncos	11/12/1978	L	7-19

Denver Broncos	10/5/1980	L	16-19
at Denver Broncos	11/8/1981	L	20-23 OT
at Denver Broncos	12/4/1983	L	6-27
Denver Broncos	9/16/1984	L	14-24
*Denver Broncos	1/11/1987	L	20-23 OT
*at Denver Broncos	1/17/1988	L	33-38
at Denver Broncos	11/13/1988	L	7-30
Denver Broncos	10/1/1989	W	16-13
*at Denver Broncos	1/14/1990	L	21-37
at Denver Broncos	10/8/1990	W	30-29
Denver Broncos	12/8/1991	L	7-17
Denver Broncos	9/27/1992	L	0-12
Denver Broncos	11/7/1993	L	14-29
at Denver Broncos	10/30/1994	L	14-26
at Denver Broncos	10/15/2000	L	10-44
at Denver Broncos	12/14/2003	L	20-23 OT
Denver Broncos	10/22/2006	L	7-17
Denver Broncos	11/6/2008	L	30-34
at Denver Broncos	9/13/2009	L	6-27
at Denver Broncos	12/23/2012	L	12-34
Denver Broncos	10/18/2015	L	23-26 OT
Regular Season Totals	5-20-0	.200	
Home	2-10-0	.167	
Away	3-10-0	.231	
Playoffs	0-3-0	.000	

RESULTS VS. DETROIT LIONS

at Detroit Lions	11/2/1952	L	6-17
*Detroit Lions	12/18/1952	L	7-17
*at Detroit Lions	12/17/1953	L	16-17
Detroit Lions	12/19/1954	L	10-14
*Detroit Lions	12/26/1954	W	56-10
at Detroit Lions	12/8/1957	L	7-20
*at Detroit Lions	12/29/1957	L	14-59
Detroit Lions	11/9/1958	L	10-30
at Detroit Lions	12/8/1963	L	10-38
Detroit Lions	11/15/1964	W	37-21
at Detroit Lions	9/24/1967	L	14-31
Detroit Lions	10/5/1969	L	21-28
Detroit Lions	10/18/1970	L	24-41
at Detroit Lions	11/9/1975	L	10-21
at Detroit Lions	9/11/1983	W	31-26
Detroit Lions	9/28/1986	W	24-21
at Detroit Lions	11/23/1989	L	10-13
at Detroit Lions	12/13/1992	L	14-24
at Detroit Lions	10/8/1995	L	20-38
Detroit Lions	9/23/2001	W	24-14
Detroit Lions	10/23/2005	L	10-13
at Detroit Lions	11/22/2009	L	37-38
Detroit Lions	10/13/2013	L	17-31
at Detroit Lions	11/12/2017	L	24-38
Regular Season Totals	4-16-0	.200	
Home	3-6-0	.333	
Away	1-10-0	.091	
Playoffs	1-3-0	.250	

RESULTS VS. GREEN BAY PACKERS

at Green Bay Packers	9/27/1953	W	27-0
Green Bay Packers	10/23/1955	W	41-10
at Green Bay Packers	11/4/1956	W	24-7
Green Bay Packers	10/15/1961	L	17-49
at Green Bay Packers	11/22/1964	L	21-28
*at Green Bay Packers	1/2/1966	L	12-23
Green Bay Packers	9/18/1966	L	20-21
at Green Bay Packers	11/12/1967	L	7-55
Green Bay Packers	12/7/1969	W	20-7
Green Bay Packers	9/17/1972	L	10-26
Green Bay Packers	10/19/1980	W	26-21
at Green Bay Packers	11/6/1983	L	21-35
Green Bay Packers	10/19/1986	L	14-17
Green Bay Packers	10/18/1992	W	17-6
Green Bay Packers	11/19/1995	L	20-31
at Green Bay Packers	12/23/2001	L	7-30
at Green Bay Packers	9/18/2005	W	26-24
Green Bay Packers	10/25/2009	L	3-31
at Green Bay Packers	10/20/2013	L	13-31
Green Bay Packers	12/10/2017	L	21-27 OT
Regular Season Totals	7-13-0	.350	
Home	4-7-0	.364	
Away	3-5-0	.375	
Playoffs	0-1-0	.000	

RESULTS VS. HOUSTON TEXANS

Houston Texans	10/20/2002	W	34-17
at Houston Texans	1/2/2005	W	22-14
at Houston Texans	10/30/2005	L	16-19
at Houston Texans	12/31/2006	L	6-14
Houston Texans	11/25/2007	W	27-17
Houston Texans	11/23/2008	L	6-16
at Houston Texans	11/6/2011	L	12-30
Houston Texans	11/16/2014	L	7-23
at Houston Texans	10/15/2017	L	17-33
Regular Season Totals	3-6-0	.333	
Home	2-2-0	.500	
Away	1-4-0	.200	

RESULTS VS. INDIANAPOLIS COLTS

at Baltimore Colts	9/24/1950	W	31-0
Baltimore Colts	11/11/1956	L	7-21
at Baltimore Colts	11/1/1959	W	38-31
Baltimore Colts	10/14/1962	L	14-36
*Baltimore Colts	12/27/1964	W	27-0
at Baltimore Colts	10/20/1968	W	30-20
*Baltimore Colts	12/29/1968	L	0-34
at Baltimore Colts	9/26/1971	W	14-13
*Baltimore Colts	12/26/1971	L	3-20
Baltimore Colts	9/16/1973	W	24-14
at Baltimore Colts	11/2/1975	L	7-21
at Baltimore Colts	11/19/1978	W	45-24
Baltimore Colts	9/16/1979	W	13-10
at Baltimore Colts	11/9/1980	W	28-27
Baltimore Colts	10/25/1981	W	42-28
Baltimore Colts	11/27/1983	W	41-23
at Indianapolis Colts	11/2/1986	W	24-9
Indianapolis Colts	12/6/1987	L	7-9
*Indianapolis Colts	1/9/1988	W	38-21
Indianapolis Colts	9/19/1988	W	23-17
at Indianapolis Colts	12/10/1989	L	17-23 OT
at Indianapolis Colts	12/1/1991	W	31-0
at Indianapolis Colts	9/6/1992	L	3-14
at Indianapolis Colts	9/26/1993	L	10-23
at Indianapolis Colts	9/25/1994	W	21-14
Indianapolis Colts	12/26/1999	L	28-29
Indianapolis Colts	12/15/2002	L	32-28
Indianapolis Colts	9/7/2003	L	6-9
at Indianapolis Colts	9/25/2005	L	6-13
Indianapolis Colts	11/30/2008	L	6-10
at Indianapolis Colts	9/18/2011	W	27-19
at Indianapolis Colts	10/21/2012	L	13-17
Indianapolis Colts	12/7/2014	L	24-25
at Indianapolis Colts	9/24/2017	L	28-31
Regular Season Totals	15-15-0	.500	
Home	5-8-0	.385	
Away	10-7-0	.588	
Playoffs	2-2-0	.500	

RESULTS VS. JACKSONVILLE JAGUARS

Jacksonville Jaguars	10/22/1995	L	15-23
at Jacksonville Jaguars	12/24/1995	L	21-24
at Jacksonville Jaguars	10/17/1999	L	7-24
Jacksonville Jaguars	12/19/1999	L	14-24
Jacksonville Jaguars	9/3/2000	L	7-27
at Jacksonville Jaguars	12/3/2000	L	0-48
at Jacksonville Jaguars	9/30/2001	W	23-14
Jacksonville Jaguars	12/16/2001	L	10-15
at Jacksonville Jaguars	12/8/2002	W	21-20
Jacksonville Jaguars	12/4/2005	L	14-20
at Jacksonville Jaguars	10/26/2008	W	23-17
Jacksonville Jaguars	1/3/2010	W	23-17
at Jacksonville Jaguars	11/21/2010	L	20-24
Jacksonville Jaguars	11/20/2011	W	20-14
Jacksonville Jaguars	12/1/2013	L	28-32
at Jacksonville Jaguars	10/19/2014	L	6-24
Jacksonville Jaguars	11/19/2017	L	7-19
Regular Season Totals	5-12-0	.294	
Home	2-6-0	.222	
Away	3-5-0	.375	

RESULTS VS. KANSAS CITY CHIEFS

at Kansas City Chiefs	11/14/1971	L	7-13
Kansas City Chiefs	10/8/1972	L	7-31
at Kansas City Chiefs	12/2/1973	T	20-20
Kansas City Chiefs	12/14/1975	W	40-14
at Kansas City Chiefs	12/12/1976	L	14-39
Kansas City Chiefs	10/30/1977	W	44-7
at Kansas City Chiefs	10/22/1978	L	3-17
at Kansas City Chiefs	9/9/1979	W	27-24
Kansas City Chiefs	9/21/1980	W	20-13
at Kansas City Chiefs	9/30/1984	L	6-10
Kansas City Chiefs	10/12/1986	W	20-7
at Kansas City Chiefs	9/4/1988	W	6-3
Kansas City Chiefs	11/19/1989	T	10-10 OT
at Kansas City Chiefs	9/30/1990	L	0-34
Kansas City Chiefs	11/24/1991	W	20-15
at Kansas City Chiefs	11/20/1994	L	13-20
Kansas City Chiefs	9/24/1995	W	35-17
Kansas City Chiefs	9/8/2002	L	39-40
at Kansas City Chiefs	11/9/2003	L	20-41
Kansas City Chiefs	12/3/2006	W	31-28 OT
at Kansas City Chiefs	12/20/2009	W	41-34
Kansas City Chiefs	9/19/2010	L	14-16
Kansas City Chiefs	12/9/2012	W	30-7
at Kansas City Chiefs	10/27/2013	L	17-23
at Kansas City Chiefs	12/27/2015	L	13-17
Regular Season Totals	11-12-2	.480	
Home	8-3-1	.708	
Away	3-9-1	.269	

RESULTS VS. LOS ANGELES CHARGERS

San Diego Chargers	11/1/1970	L	10-27
at San Diego Chargers	11/13/1972	W	21-17
San Diego Chargers	10/28/1973	T	16-16
at San Diego Chargers	11/3/1974	L	35-36
San Diego Chargers	10/24/1976	W	21-17
at San Diego Chargers	12/4/1977	L	14-37
San Diego Chargers	9/7/1981	L	14-44
San Diego Chargers	12/5/1982	L	13-30
at San Diego Chargers	9/25/1983	W	30-24 OT
at San Diego Chargers	9/29/1985	W	21-7
San Diego Chargers	12/21/1986	W	47-17
at San Diego Chargers	11/1/1987	L	24-27 OT
San Diego Chargers	9/23/1990	L	14-24
at San Diego Chargers	10/20/1991	W	30-24 OT
San Diego Chargers	11/15/1992	L	13-14
at San Diego Chargers	12/3/1995	L	13-31
at San Diego Chargers	12/5/1999	L	10-23
San Diego Chargers	10/7/2001	W	20-16
San Diego Chargers	10/19/2003	L	20-26
San Diego Chargers	12/19/2004	L	0-21
at San Diego Chargers	11/5/2006	L	25-32
San Diego Chargers	12/6/2009	L	23-30
San Diego Chargers	10/28/2012	W	7-6
at San Diego Chargers	10/4/2015	L	27-30
San Diego Chargers	12/24/2016	W	20-17
at Los Angeles Chargers	12/3/2017	L	10-19
Regular Season Totals	9-16-1	.365	
Home	5-8-1	.393	
Away	4-8-0	.333	

RESULTS VS. LOS ANGELES RAMS

*Los Angeles Rams	12/24/1950	W	30-28
at Los Angeles Rams	10/7/1951	W	38-23
*at Los Angeles Rams	12/23/1951	L	17-24
Los Angeles Rams	9/28/1952	W	37-7
*at Los Angeles Rams	12/26/1955	W	38-14
Los Angeles Rams	11/24/1957	W	45-31
at Los Angeles Rams	9/28/1958	W	30-27
Los Angeles Rams	9/29/1963	W	20-6
at Los Angeles Rams	12/12/1965	L	7-42
Los Angeles Rams	9/29/1968	L	6-24
at Los Angeles Rams	12/16/1973	L	17-30
Los Angeles Rams	11/27/1977	L	0-9
Los Angeles Rams	11/26/1978	W	30-19
at Los Angeles Rams	10/4/1981	L	16-27
at Los Angeles Rams	9/9/1984	L	17-20
Los Angeles Rams	10/26/1987	W	30-17

Los Angeles Rams	12/2/1990	L	23-38
at Los Angeles Rams	12/26/1993	W	42-14
at St. Louis Rams	10/24/1999	L	3-34
St. Louis Rams	12/8/2003	L	20-26
at St. Louis Rams	10/28/2007	W	27-20
St. Louis Rams	11/13/2011	L	12-13
at St. Louis Rams	10/25/2015	L	6-24
Regular Season Totals	9-11-0	.450	
Home	5-5-0	.500	
Away	4-6-0	.400	
Playoffs	2-1-0	.667	

RESULTS VS. MIAMI DOLPHINS

at Miami Dolphins	10/25/1970	W	28-0
*at Miami Dolphins	12/24/1972	L	14-20
Miami Dolphins	10/15/1973	L	9-17
Miami Dolphins	11/28/1976	W	17-13
Miami Dolphins	11/18/1979	W	30-24 OT
*at Miami Dolphins	1/4/1986	L	21-24
Miami Dolphins	11/10/1986	W	26-16
at Miami Dolphins	12/12/1988	L	31-38
at Miami Dolphins	10/8/1989	L	10-13 OT
Miami Dolphins	11/25/1990	L	13-30
Miami Dolphins	9/14/1992	L	23-27
Miami Dolphins	10/10/1993	L	14-24
at Miami Dolphins	12/26/2004	L	7-10
Miami Dolphins	11/20/2005	W	22-0
Miami Dolphins	10/14/2007	W	41-31
at Miami Dolphins	12/5/2010	W	13-10
Miami Dolphins	9/25/2011	W	17-16
Miami Dolphins	9/8/2013	L	10-23
at Miami Dolphins	9/25/2016	L	24-30 OT
Regular Season Totals	8-9-0	.471	
Home	6-5-0	.545	
Away	2-4-0	.333	
Playoffs	0-2-0	.000	

RESULTS VS. MINNESOTA VIKINGS

Minnesota Vikings	10/31/1965	L	17-27
Minnesota Vikings	11/19/1967	W	14-10
at Minnesota Vikings	11/9/1969	L	3-51
*at Minnesota Vikings	1/4/1970	L	7-27
at Minnesota Vikings	11/4/1973	L	3-26
Minnesota Vikings	9/28/1975	L	10-42
at Minnesota Vikings	12/14/1980	L	23-28
Minnesota Vikings	9/4/1983	L	21-27
at Minnesota Vikings	10/26/1986	W	23-20
Minnesota Vikings	12/17/1989	W	23-17 OT
at Minnesota Vikings	11/22/1992	L	13-17
at Minnesota Vikings	12/9/1995	L	11-27
at Minnesota Vikings	11/27/2005	L	12-24
Minnesota Vikings	9/13/2009	W	20-34
at Minnesota Vikings	9/22/2013	W	31-27
Minnesota Vikings (in London)	10/29/2017	L	16-33
Regular Season Totals	4-11-0	.267	
Home	2-5-0	.286	
Away	2-6-0	.250	
Playoffs	0-1-0	.000	

RESULTS VS. NEW ENGLAND PATRIOTS

New England Patriots	11/21/1971	W	27-7
at New England Patriots	11/10/1974	W	21-14
New England Patriots	9/26/1977	W	30-27 OT
at New England Patriots	9/7/1980	L	17-34
New England Patriots	11/21/1982	W	10-7
at New England Patriots	11/20/1983	W	30-0
New England Patriots	10/7/1984	L	16-17
New England Patriots	10/6/1985	W	24-20
at New England Patriots	10/4/1987	W	20-10
at New England Patriots	9/8/1991	W	20-0
at New England Patriots	10/25/1992	W	19-17
New England Patriots	12/19/1993	L	17-20
New England Patriots	11/6/1994	W	13-6
*New England Patriots	1/1/1995	W	20-13
at New England Patriots	9/3/1995	L	14-17
New England Patriots	10/31/1999	L	7-19
New England Patriots	11/12/2000	W	19-11
at New England Patriots	12/9/2001	L	16-27

at New England Patriots	10/26/2003	L	3-9
New England Patriots	12/5/2004	L	15-42
at New England Patriots	10/7/2007	L	17-34
New England Patriots	11/7/2010	W	34-14
at New England Patriots	12/8/2013	L	26-27
New England Patriots	10/9/2016	L	13-33
Regular Season Totals	12-11-0		.522
Home	7-5-0		.583
Away	5-6-0		.455
Playoffs	1-0-0		1.000

RESULTS VS. NEW ORLEANS SAINTS

at New Orleans Saints	10/11/1967	W	42-7
at New Orleans Saints	9/15/1968	W	24-10
New Orleans Saints	11/10/1968	W	35-17
at New Orleans Saints	10/12/1969	W	27-17
at New Orleans Saints	12/12/1971	W	21-17
New Orleans Saints	11/30/1975	W	17-16
at New Orleans Saints	10/8/1978	W	24-16
New Orleans Saints	10/18/1981	W	20-17
New Orleans Saints	10/28/1984	L	14-16
at New Orleans Saints	9/13/1987	L	21-28
at New Orleans Saints	10/14/1990	L	20-25
New Orleans Saints	12/5/1993	W	17-13
at New Orleans Saints	10/31/1999	W	21-16
at New Orleans Saints	11/24/2002	W	24-15
New Orleans Saints	9/10/2006	L	14-19
at New Orleans Saints	10/24/2010	W	30-17
New Orleans Saints	9/14/2014	W	26-24
Regular Season Totals	13-4-0		.765
Home	5-2-0		.714
Away	8-2-0		.800

RESULTS VS. NEW YORK GIANTS

New York Giants	10/11/1950	L	0-6
at New York Giants	10/22/1950	L	13-17
*New York Giants	12/17/1950	W	8-3
New York Giants	10/27/1951	W	14-13
at New York Giants	11/18/1951	W	10-0
New York Giants	10/12/1952	L	9-17
at New York Giants	12/14/1952	L	34-37
at New York Giants	10/25/1953	W	7-0
New York Giants	12/6/1953	W	62-14
New York Giants	10/31/1954	W	24-14
at New York Giants	11/28/1954	W	16-7
New York Giants	11/6/1955	W	24-14
at New York Giants	11/27/1955	T	35-35
New York Giants	10/14/1956	L	9-21
at New York Giants	12/9/1956	W	24-7
New York Giants	9/29/1957	W	6-3
at New York Giants	12/15/1957	W	34-28
New York Giants	11/2/1958	L	17-21
at New York Giants	12/14/1958	L	10-13
*at New York Giants	12/21/1958	L	0-10
New York Giants	10/11/1959	L	6-10
at New York Giants	12/6/1959	L	7-48
New York Giants	11/6/1960	L	13-17
at New York Giants	12/15/1960	W	48-34
New York Giants	11/26/1961	L	21-37
at New York Giants	12/17/1961	T	7-7
New York Giants	9/16/1962	W	17-7
at New York Giants	12/9/1962	L	13-17
at New York Giants	10/13/1963	W	35-24
New York Giants	10/27/1963	L	6-33
New York Giants	10/25/1964	W	42-20
at New York Giants	12/12/1964	W	52-20
at New York Giants	10/24/1965	W	38-14
New York Giants	11/14/1965	W	34-21
at New York Giants	10/2/1966	W	28-7
New York Giants	12/4/1966	W	49-40
at New York Giants	10/29/1967	L	34-38
New York Giants	12/3/1967	W	24-14
New York Giants	12/1/1968	W	45-10
New York Giants	11/23/1969	W	28-17
at New York Giants	12/21/1969	L	14-27
New York Giants	9/30/1973	W	12-10
at New York Giants	11/20/1977	W	21-7
at New York Giants	12/1/1985	W	35-33
at New York Giants	9/22/1991	L	10-13
New York Giants	12/4/1994	L	13-16

New York Giants	11/5/2000	L	3-24
at New York Giants	9/26/2004	L	10-27
New York Giants	10/13/2008	W	35-14
at New York Giants	10/7/2012	L	27-41
New York Giants	11/27/2016	L	13-27
Regular Season Totals	26-21-2		.551
Home	14-11-0		.560
Away	12-10-2		.565
Playoffs	1-1-0		.542

RESULTS VS. NEW YORK JETS

New York Jets	9/21/1970	W	31-21
at New York Jets	12/17/1972	W	26-10
New York Jets	9/12/1976	W	38-17
New York Jets	12/10/1978	W	37-34 OT
at New York Jets	9/2/1979	W	25-22 OT
New York Jets	12/7/1980	W	17-14
New York Jets	12/12/1981	L	13-14
New York Jets	10/9/1983	W	10-7
New York Jets	10/14/1984	L	20-24
at New York Jets	12/22/1985	L	10-37
*New York Jets	11/1/1987	W	23-20 2OT
New York Jets	9/11/1988	L	3-23
New York Jets	9/17/1989	W	38-24
at New York Jets	9/16/1990	L	21-24
New York Jets	10/6/1991	L	14-17
New York Jets	10/2/1994	W	27-7
at New York Jets	10/27/2002	W	24-21
New York Jets	11/21/2004	L	7-10
New York Jets	10/29/2006	W	20-13
at New York Jets	12/9/2007	W	24-18
New York Jets	11/14/2010	L	20-26 OT
at New York Jets	12/22/2013	L	13-24
at New York Jets	9/13/2015	L	10-31
New York Jets	10/30/2016	L	28-31
New York Jets	10/8/2017	L	14-17
Regular Season Totals	12-12-0		.500
Home	8-8-0		.500
Away	4-4-0		.500
Playoffs	1-0-0		1.000

RESULTS VS. OAKLAND RAIDERS

at Oakland Raiders	11/8/1970	L	20-23
Oakland Raiders	10/4/1971	L	20-34
at Oakland Raiders	11/18/1973	W	7-3
Oakland Raiders	10/6/1974	L	24-40
at Oakland Raiders	11/16/1975	L	17-38
Oakland Raiders	10/9/1977	L	10-26
at Oakland Raiders	12/9/1979	L	14-19
*Oakland Raiders	1/4/1981	L	12-14
*at Los Angeles Raiders	1/8/1983	L	10-27
Los Angeles Raiders	10/20/1985	L	20-21
at Los Angeles Raiders	11/16/1986	L	14-27
at Los Angeles Raiders	12/20/1987	W	24-17
at Los Angeles Raiders	9/20/1992	W	28-16
at Los Angeles Raiders	9/19/1993	W	19-16
at Oakland Raiders	9/24/2000	L	10-36
Oakland Raiders	10/12/2003	W	13-7
at Oakland Raiders	12/18/2005	W	9-7
at Oakland Raiders	10/1/2006	W	24-21
at Oakland Raiders	9/23/2007	L	24-26
Oakland Raiders	12/27/2009	W	23-9
at Oakland Raiders	10/16/2011	L	17-24
at Oakland Raiders	12/2/2012	W	20-17
Oakland Raiders	10/26/2014	W	23-13
Oakland Raiders	9/27/2015	L	20-27
Regular Season Totals	10-12-0		.454
Home	3-5-0		.375
Away	7-7-0		.500
Playoffs	0-2-0		.000

RESULTS VS. PHILADELPHIA EAGLES

at Philadelphia Eagles	9/16/1950	W	35-10
Philadelphia Eagles	12/3/1950	W	13-7
Philadelphia Eagles	11/11/1951	W	20-17
at Philadelphia Eagles	12/16/1951	W	24-9
at Philadelphia Eagles	10/19/1952	W	49-7
Philadelphia Eagles	11/23/1952	L	20-28
Philadelphia Eagles	10/10/1953	W	37-13
at Philadelphia Eagles	12/13/1953	L	27-42

at Philadelphia Eagles	9/26/1954	L	10-28
Philadelphia Eagles	11/21/1954	W	6-0
Philadelphia Eagles	10/9/1955	W	21-17
at Philadelphia Eagles	11/13/1955	L	17-33
at Philadelphia Eagles	11/18/1956	W	16-0
Philadelphia Eagles	12/2/1956	W	17-14
Philadelphia Eagles	10/13/1957	W	24-7
at Philadelphia Eagles	10/20/1957	L	7-17
Philadelphia Eagles	11/23/1958	W	28-14
at Philadelphia Eagles	12/7/1958	W	21-14
Philadelphia Eagles	11/8/1959	W	28-7
at Philadelphia Eagles	12/13/1959	W	28-21
at Philadelphia Eagles	9/25/1960	W	41-24
Philadelphia Eagles	10/23/1960	L	29-31
at Philadelphia Eagles	9/17/1961	L	20-27
Philadelphia Eagles	11/19/1961	W	45-24
at Philadelphia Eagles	9/30/1962	L	7-35
Philadelphia Eagles	11/4/1962	T	14-14
Philadelphia Eagles	10/20/1963	W	37-7
at Philadelphia Eagles	11/3/1963	W	23-17
at Philadelphia Eagles	9/27/1964	W	28-20
Philadelphia Eagles	11/29/1964	W	38-24
at Philadelphia Eagles	10/3/1965	W	35-17
Philadelphia Eagles	11/7/1965	W	38-34
Philadelphia Eagles	11/13/1966	W	27-7
at Philadelphia Eagles	12/11/1966	L	21-33
at Philadelphia Eagles	12/17/1967	L	24-28
Philadelphia Eagles	11/24/1968	W	47-13
at Philadelphia Eagles	9/21/1969	W	27-20
at Philadelphia Eagles	9/24/1972	W	27-17
Philadelphia Eagles	11/14/1976	W	24-3
at Philadelphia Eagles	11/4/1979	W	24-19
Philadelphia Eagles	9/19/1982	L	21-24
Philadelphia Eagles	10/16/1988	W	19-3
Philadelphia Eagles	11/10/1991	L	30-32
at Philadelphia Eagles	11/13/1994	W	26-7
Philadelphia Eagles	12/10/2000	L	24-35
Philadelphia Eagles	10/24/2004	L	31-34 OT
at Philadelphia Eagles	12/15/2008	L	10-30
Philadelphia Eagles	9/9/2012	L	16-17
at Philadelphia Eagles	9/11/2016	L	10-29
Regular Season Totals	31-17-1	.643	
Home	17-7-1	.700	
Away	14-10-0	.583	

RESULTS VS. PITTSBURGH STEELERS

at Pittsburgh Steelers	10/7/1950	W	30-17
Pittsburgh Steelers	10/29/1950	W	45-7
Pittsburgh Steelers	10/21/1951	W	17-0
at Pittsburgh Steelers	12/9/1951	W	28-0
at Pittsburgh Steelers	10/4/1952	W	21-20
Pittsburgh Steelers	11/16/1952	W	29-28
Pittsburgh Steelers	11/8/1953	W	34-16
at Pittsburgh Steelers	11/22/1953	W	20-16
at Pittsburgh Steelers	10/17/1954	L	27-55
Pittsburgh Steelers	12/12/1954	W	42-7
Pittsburgh Steelers	11/20/1955	W	41-14
at Pittsburgh Steelers	12/4/1955	W	30-7
at Pittsburgh Steelers	10/6/1956	W	14-10
Pittsburgh Steelers	11/28/1956	L	16-24
at Pittsburgh Steelers	10/5/1957	W	23-12
Pittsburgh Steelers	11/10/1957	W	24-0
at Pittsburgh Steelers	10/5/1958	W	45-12
Pittsburgh Steelers	10/19/1958	W	27-10
at Pittsburgh Steelers	9/26/1959	L	7-17
Pittsburgh Steelers	11/22/1959	L	20-21
Pittsburgh Steelers	10/2/1960	W	28-20
at Pittsburgh Steelers	11/20/1960	L	10-14
at Pittsburgh Steelers	10/22/1961	W	30-28
Pittsburgh Steelers	11/5/1961	L	13-17
at Pittsburgh Steelers	10/28/1962	W	41-14
Pittsburgh Steelers	11/25/1962	W	35-14
Pittsburgh Steelers	10/5/1963	W	35-23
at Pittsburgh Steelers	11/10/1963	L	7-9
Pittsburgh Steelers	10/10/1964	L	7-23
at Pittsburgh Steelers	11/1/1964	W	30-17
Pittsburgh Steelers	10/9/1965	W	24-19
at Pittsburgh Steelers	11/28/1965	W	42-21
Pittsburgh Steelers	10/8/1966	W	41-10
at Pittsburgh Steelers	11/6/1966	L	6-16

Pittsburgh Steelers	10/7/1967	W	21-10
at Pittsburgh Steelers	11/5/1967	W	34-14
Pittsburgh Steelers	10/5/1968	W	31-24
at Pittsburgh Steelers	11/17/1968	W	45-24
Pittsburgh Steelers	10/18/1969	W	42-31
at Pittsburgh Steelers	11/16/1969	W	24-3
Pittsburgh Steelers	10/3/1970	W	15-7
at Pittsburgh Steelers	11/29/1970	L	9-28
Pittsburgh Steelers	10/10/1971	W	27-17
at Pittsburgh Steelers	11/7/1971	L	9-26
Pittsburgh Steelers	11/19/1972	W	26-24
at Pittsburgh Steelers	12/3/1972	L	0-30
at Pittsburgh Steelers	9/23/1973	L	6-33
Pittsburgh Steelers	11/25/1973	W	21-16
at Pittsburgh Steelers	10/20/1974	L	16-20
Pittsburgh Steelers	11/17/1974	L	16-26
Pittsburgh Steelers	10/5/1975	L	6-42
at Pittsburgh Steelers	12/7/1975	L	17-31
at Pittsburgh Steelers	9/19/1976	L	14-31
Pittsburgh Steelers	10/10/1976	W	18-16
Pittsburgh Steelers	10/2/1977	L	14-28
at Pittsburgh Steelers	11/13/1977	L	31-35
at Pittsburgh Steelers	9/24/1978	L	9-15 OT
Pittsburgh Steelers	10/15/1978	L	14-34
Pittsburgh Steelers	10/7/1979	L	35-51
at Pittsburgh Steelers	11/25/1979	L	30-33 OT
Pittsburgh Steelers	10/26/1980	W	27-26
at Pittsburgh Steelers	11/16/1980	L	13-16
at Pittsburgh Steelers	10/11/1981	L	7-13
Pittsburgh Steelers	11/22/1981	L	10-32
Pittsburgh Steelers	12/19/1982	W	10-9
at Pittsburgh Steelers	1/2/1983	L	21-37
at Pittsburgh Steelers	10/16/1983	L	17-44
Pittsburgh Steelers	12/18/1983	W	30-17
Pittsburgh Steelers	9/23/1984	W	20-10
at Pittsburgh Steelers	12/9/1984	L	20-23
Pittsburgh Steelers	9/16/1985	W	17-7
at Pittsburgh Steelers	11/3/1985	L	9-10
at Pittsburgh Steelers	10/5/1986	W	27-24
Pittsburgh Steelers	11/23/1986	W	37-31 OT
Pittsburgh Steelers	9/20/1987	W	34-10
at Pittsburgh Steelers	12/26/1987	W	19-13
at Pittsburgh Steelers	10/2/1988	W	23-9
Pittsburgh Steelers	11/20/1988	W	27-7
at Pittsburgh Steelers	9/10/1989	W	51-0
Pittsburgh Steelers	10/15/1989	L	7-17
Pittsburgh Steelers	9/9/1990	W	13-3
at Pittsburgh Steelers	12/23/1990	L	0-35
Pittsburgh Steelers	10/27/1991	W	17-14
at Pittsburgh Steelers	12/22/1991	L	10-17
Pittsburgh Steelers	10/11/1992	W	17-9
at Pittsburgh Steelers	12/27/1992	L	13-23
Pittsburgh Steelers	10/24/1993	W	28-23
at Pittsburgh Steelers	1/2/1994	L	9-16
Pittsburgh Steelers	9/11/1994	L	10-17
at Pittsburgh Steelers	12/18/1994	L	7-17
^a at Pittsburgh Steelers	1/7/1995	L	9-29
at Pittsburgh Steelers	11/13/1995	L	3-20
Pittsburgh Steelers	11/26/1995	L	17-20
Pittsburgh Steelers	9/12/1999	L	0-43
at Pittsburgh Steelers	11/14/1999	W	16-15
Pittsburgh Steelers	9/17/2000	W	23-20
at Pittsburgh Steelers	10/22/2000	L	0-22
Pittsburgh Steelers	11/11/2001	L	12-15 OT
at Pittsburgh Steelers	1/6/2002	L	7-28
at Pittsburgh Steelers	9/29/2002	L	13-16 OT
Pittsburgh Steelers	11/3/2002	L	20-23
^a at Pittsburgh Steelers	1/5/2003	L	33-36
at Pittsburgh Steelers	10/5/2003	W	33-13
Pittsburgh Steelers	11/23/2003	L	6-13
at Pittsburgh Steelers	10/10/2004	L	23-34
Pittsburgh Steelers	11/14/2004	L	10-24
at Pittsburgh Steelers	11/13/2005	L	21-34
Pittsburgh Steelers	12/24/2005	L	0-41
Pittsburgh Steelers	11/19/2006	L	20-24
at Pittsburgh Steelers	12/7/2006	L	7-27
Pittsburgh Steelers	9/9/2007	L	7-34
at Pittsburgh Steelers	11/11/2007	L	28-31
Pittsburgh Steelers	9/14/2008	L	6-10
at Pittsburgh Steelers	12/28/2008	L	0-31

at Pittsburgh Steelers	10/18/2009	L	14-27
Pittsburgh Steelers	12/10/2009	W	13-6
at Pittsburgh Steelers	10/17/2010	L	10-28
Pittsburgh Steelers	1/2/2011	L	9-41
at Pittsburgh Steelers	12/8/2011	L	3-14
Pittsburgh Steelers	1/1/2012	L	9-13
Pittsburgh Steelers	11/25/2012	W	20-14
at Pittsburgh Steelers	12/30/2012	L	10-24
Pittsburgh Steelers	11/24/2013	L	11-27
at Pittsburgh Steelers	12/29/2013	L	7-20
at Pittsburgh Steelers	9/7/2014	L	27-30
Pittsburgh Steelers	10/12/2014	W	31-10
at Pittsburgh Steelers	11/15/2015	L	9-30
Pittsburgh Steelers	1/3/2016	L	12-28
Pittsburgh Steelers	11/20/2016	L	9-24
at Pittsburgh Steelers	11/1/2017	L	24-27 OT
Pittsburgh Steelers	9/10/2017	L	18-21
at Pittsburgh Steelers	12/31/2017	L	24-28
Regular Season Totals	58-72-0	.446	
Home	37-28-0	.569	
Away	21-44-0	.323	
Playoffs	0-2-0	.000	

RESULTS VS. SAN FRANCISCO 49ERS

San Francisco 49ers	11/12/1950	W	34-14
at San Francisco 49ers	9/30/1951	L	10-24
San Francisco 49ers	11/15/1953	W	23-21
at San Francisco 49ers	10/2/1955	W	38-3
San Francisco 49ers	11/29/1959	L	20-21
at San Francisco 49ers	12/15/1962	W	13-10
at San Francisco 49ers	11/3/1968	W	33-21
at San Francisco 49ers	9/27/1970	L	31-34
San Francisco 49ers	12/1/1974	W	7-0
San Francisco 49ers	9/3/1978	W	24-7
at San Francisco 49ers	11/15/1981	W	15-12
San Francisco 49ers	11/11/1984	L	7-41
at San Francisco 49ers	11/29/1987	L	24-38
at San Francisco 49ers	10/28/1990	L	17-20
San Francisco 49ers	9/13/1993	W	23-13
at San Francisco 49ers	9/21/2003	W	13-12
San Francisco 49ers	12/30/2007	W	20-7
at San Francisco 49ers	10/30/2011	L	10-20
San Francisco 49ers	12/13/2015	W	24-10
Regular Season Totals	12-7-0	.632	
Home	7-2-0	.778	
Away	5-5-0	.500	

RESULTS VS. SEATTLE SEAHAWKS

at Seattle Seahawks	12/18/1977	L	19-20
at Seattle Seahawks	12/3/1978	L	24-47
Seattle Seahawks	11/11/1979	L	24-29
at Seattle Seahawks	10/12/1980	W	27-3
at Seattle Seahawks	12/20/1981	L	21-42
at Seattle Seahawks	9/12/1982	W	21-7
Seattle Seahawks	10/2/1983	L	9-24
at Seattle Seahawks	9/3/1984	L	0-33
at Seattle Seahawks	12/8/1985	L	13-31
Seattle Seahawks	10/9/1988	L	10-16
at Seattle Seahawks	11/12/1989	W	17-7
at Seattle Seahawks	11/14/1993	L	5-22
Seattle Seahawks	12/24/1994	W	35-9
Seattle Seahawks	9/9/2001	L	6-9
at Seattle Seahawks	11/30/2003	L	7-34
Seattle Seahawks	11/4/2007	W	33-30 OT
Seattle Seahawks	10/23/2011	W	6-3
at Seattle Seahawks	12/20/2015	L	13-30
Regular Season Totals	6-12-0	.333	
Home	3-4-0	.429	
Away	3-8-0	.273	

RESULTS VS. TAMPA BAY BUCCANEERS

at Tampa Bay Buccaneers	11/21/1976	W	24-7
at Tampa Bay Buccaneers	9/28/1980	W	34-27
Tampa Bay Buccaneers	11/13/1983	W	20-0
at Tampa Bay Buccaneers	11/5/1989	W	42-31
Tampa Bay Buccaneers	9/10/1995	W	22-6
at Tampa Bay Buccaneers	10/13/2002	L	3-17

Tampa Bay Buccaneers	12/24/2006	L	7-22
at Tampa Bay Buccaneers	9/12/2010	L	14-17
Tampa Bay Buccaneers	11/2/2014	W	22-17
Regular Season Totals	6-3-0	.667	
Home	3-1-0	.750	
Away	3-2-0	.600	

RESULTS VS. TENNESSEE TITANS

Houston Oilers	11/22/1970	W	28-14
at Houston Oilers	12/7/1970	W	21-10
Houston Oilers	9/19/1971	W	31-0
at Houston Oilers	11/28/1971	W	37-24
at Houston Oilers	10/22/1972	W	23-17
Houston Oilers	11/5/1972	W	20-0
Houston Oilers	10/21/1973	W	42-13
at Houston Oilers	11/11/1973	W	23-13
Houston Oilers	9/22/1974	W	20-7
at Houston Oilers	12/15/1974	L	24-28
Houston Oilers	10/12/1975	L	10-40
at Houston Oilers	12/21/1975	L	10-21
at Houston Oilers	11/7/1976	W	21-7
Houston Oilers	12/5/1976	W	13-10
at Houston Oilers	10/16/1977	W	24-23
Houston Oilers	12/11/1977	L	15-19
Houston Oilers	10/1/1978	L	13-16
at Houston Oilers	11/5/1978	L	10-14
at Houston Oilers	9/30/1979	L	10-31
Houston Oilers	12/2/1979	W	14-7
Houston Oilers	9/15/1980	L	7-16
at Houston Oilers	11/30/1980	W	17-14
Houston Oilers	9/13/1981	L	3-9
at Houston Oilers	12/3/1981	L	13-17
at Houston Oilers	12/26/1982	W	20-14
Houston Oilers	10/30/1983	W	25-19 OT
at Houston Oilers	12/11/1983	L	27-34
Houston Oilers	11/25/1984	W	27-10
at Houston Oilers	12/16/1984	W	27-20
at Houston Oilers	10/13/1985	W	21-6
Houston Oilers	12/15/1985	W	28-21
at Houston Oilers	9/14/1986	W	23-20
Houston Oilers	11/30/1986	W	13-10 OT
Houston Oilers	10/11/1987	L	10-15
at Houston Oilers	11/22/1987	W	40-7
at Houston Oilers	11/7/1988	L	17-24
Houston Oilers	12/18/1988	W	28-23
^a Houston Oilers	12/24/1988	L	23-24
Houston Oilers	10/29/1989	W	28-17
at Houston Oilers	12/23/1989	W	24-20
Houston Oilers	11/18/1990	L	23-35
at Houston Oilers	12/9/1990	L	14-58
at Houston Oilers	11/17/1991	L	24-28
Houston Oilers	12/15/1991	L	14-17
at Houston Oilers	11/8/1992	W	24-14
Houston Oilers	12/20/1992	L	14-17
Houston Oilers	11/21/1993	L	20-27
at Houston Oilers	12/12/1993	L	17-19
at Houston Oilers	10/13/1994	W	11-8
Houston Oilers	11/27/1994	W	34-10
at Houston Oilers	9/17/1995	W	14-7
Houston Oilers	11/5/1995	L	10-37
at Tennessee Titans	9/19/1999	L	9-26
Tennessee Titans	11/28/1999	L	21-33
at Tennessee Titans	11/19/2000	L	10-24
Tennessee Titans	12/17/2000	L	0-24
Tennessee Titans	12/2/2001	L	15-31
at Tennessee Titans	12/30/2001	W	41-38
at Tennessee Titans	9/22/2002	W	31-28 OT
Tennessee Titans	11/6/2005	W	20-14
at Tennessee Titans	12/7/2008	L	9-28
Tennessee Titans	10/2/2011	L	13-31
at Tennessee Titans	10/5/2014	W	29-28
Tennessee Titans	9/20/2015	W	28-14
at Tennessee Titans	10/16/2016	L	26-28
Tennessee Titans	10/22/2017	L	9-12 OT
Regular Season Totals	35-30-0	.538	
Home	16-16-0	.500	
Away	19-14-0	.576	
Playoffs	0-1-0	.000	

RESULTS VS. WASHINGTON REDSKINS

Washington Redskins	11/19/1950	W	20-14
at Washington Redskins	12/10/1950	W	45-21
Washington Redskins	10/14/1951	W	45-0
Washington Redskins	10/26/1952	W	19-15
at Washington Redskins	11/30/1952	W	48-24
at Washington Redskins	10/18/1953	W	30-14
Washington Redskins	11/1/1953	W	27-3
Washington Redskins	11/7/1954	W	62-3
at Washington Redskins	12/5/1954	W	34-14
Washington Redskins	9/25/1955	L	17-27
at Washington Redskins	10/16/1955	W	24-14
at Washington Redskins	10/21/1956	L	9-20
Washington Redskins	10/25/1956	L	17-20
Washington Redskins	11/3/1957	W	21-17
at Washington Redskins	11/17/1957	T	30-30
at Washington Redskins	11/16/1958	W	20-10
Washington Redskins	11/30/1958	W	21-14
Washington Redskins	10/25/1959	W	34-7
at Washington Redskins	11/15/1959	W	31-17
at Washington Redskins	10/30/1960	W	31-10
Washington Redskins	12/4/1960	W	27-16
Washington Redskins	10/8/1961	W	31-7
at Washington Redskins	11/12/1961	W	17-6
Washington Redskins	9/23/1962	L	16-17
at Washington Redskins	11/11/1962	L	9-17

Washington Redskins	9/15/1963	W	37-14
at Washington Redskins	12/15/1963	W	27-20
at Washington Redskins	9/13/1964	W	27-13
Washington Redskins	11/8/1964	L	34-24
at Washington Redskins	9/19/1965	W	17-7
Washington Redskins	12/5/1965	W	24-16
at Washington Redskins	9/11/1966	W	38-14
Washington Redskins	11/20/1966	W	14-3
Washington Redskins	11/26/1967	W	42-37
at Washington Redskins	12/8/1968	W	24-21
Washington Redskins	9/28/1969	W	27-23
at Washington Redskins	12/19/1971	W	20-13
Washington Redskins	10/26/1975	L	7-23
Washington Redskins	10/14/1979	L	9-13
Washington Redskins	10/27/1985	L	7-14
at Washington Redskins	11/27/1988	W	17-13
at Washington Redskins	10/13/1991	L	17-42
Washington Redskins	10/3/2004	W	17-13
at Washington Redskins	10/19/2008	L	11-14
Washington Redskins	12/16/2012	L	21-38
at Washington Redskins	10/2/2016	L	20-31
Regular Season Totals	33-12-1	.728	
Home	17-7-0	.708	
Away	16-5-1	.750	

BROWNS VS. NFL TEAMS

	REGULAR SEASON				PLAYOFFS				COMBINED RECORD			
	W	L	T	%	W	L	T	%	W	L	T	%
Arizona Cardinals	33	14	3	.690	0	0	0	.000	33	14	3	.690
Atlanta Falcons	11	3	0	.786	0	0	0	.000	11	3	0	.786
Baltimore Ravens	9	29	0	.237	0	0	0	.000	9	29	0	.237
Buffalo Bills	11	9	0	.550	1	0	0	1.000	12	9	0	.571
Carolina Panthers	1	4	0	.200	0	0	0	.000	1	4	0	.200
Chicago Bears	9	7	0	.563	0	0	0	.000	9	7	0	.563
Cincinnati Bengals	39	50	0	.438	0	0	0	.000	39	50	0	.438
Dallas Cowboys	15	13	0	.536	2	1	0	.667	17	14	0	.548
Denver Broncos	5	20	0	.200	0	3	0	.000	5	23	0	.179
Detroit Lions	4	16	0	.200	1	3	0	.250	5	19	0	.203
Green Bay Packers	7	13	0	.350	0	1	0	.000	7	14	0	.333
Houston Texans	3	6	0	.333	0	0	0	.000	3	6	0	.333
Indianapolis Colts	15	15	0	.500	2	2	0	.500	17	17	0	.500
Jacksonville Jaguars	5	12	0	.294	0	0	0	.000	5	12	0	.294
Kansas City Chiefs	11	12	2	.480	0	0	0	.000	11	12	2	.480
Los Angeles Chargers	9	16	1	.365	0	0	0	.000	9	16	1	.365
Los Angeles Rams	9	11	0	.450	2	1	0	.667	11	12	0	.478
Miami Dolphins	8	9	0	.471	0	2	0	.000	8	11	0	.421
Minnesota Vikings	4	11	0	.267	0	1	0	.000	4	12	0	.250
New England Patriots	12	11	0	.522	1	0	0	1.000	13	11	0	.542
New Orleans Saints	13	4	0	.765	0	0	0	.000	13	4	0	.765
New York Giants	26	21	2	.551	1	1	0	.500	27	22	2	.549
New York Jets	12	12	0	.500	1	0	0	1.000	13	12	0	.520
Oakland Raiders	10	12	0	.454	0	2	0	.000	10	14	0	.417
Philadelphia Eagles	31	17	1	.643	0	0	0	.000	31	17	1	.643
Pittsburgh Steelers	58	72	0	.446	0	2	0	.000	58	74	0	.440
San Francisco 49ers	12	7	0	.632	0	0	0	.000	12	7	0	.632
Seattle Seahawks	6	12	0	.333	0	0	0	.000	6	12	0	.333
Tampa Bay Buccaneers	6	3	0	.667	0	0	0	.000	6	3	0	.667
Tennessee Titans	35	30	0	.538	0	1	0	.000	35	31	0	.530
Washington Redskins	33	12	1	.728	0	0	0	.000	33	12	1	.728
NFL TOTAL RECORDS	462	482	10	.490	11	20	0	.355	473	502	10	.485

BROWNS NFL RANKING BY YARDS (SINCE 1971)

YEAR	OFFENSE			DEFENSE		
	TOTAL	RUSHING	PASSING	TOTAL	RUSHING	PASSING
1971	18	20	9	17	23	4
1972	19	19	21	16	24	3
1973	23	13	23	11	15	9
1974	20	14	23	23	25	8
1975	21	14	21	19	15	23
1976	10	9	11	9	4	13
1977	9	8	10	20	19	13
1978	5	5	8	25	11	28
1979	3	14	6	24	27	19
1980	5	26	2	23	6	28
1981	4	20	4	16	18	15
1982	17	23	12	23	26	14
1983	10	19	6	9	14	9
1984	24	21	18	2	15	3
1985	21	8	25	9	10	12
1986	9	22	8	19	18	15
1987	9	21	5	3	2	8
1988	18	24	9	6	15	6
1989	16	21	11	7	10	9
1990	25	28	12	17	23	15
1991	19	24	9	18	21	15
1992	18	19	17	14	7	19
1993	20	17	19	12	12	13
1994	16	14	19	7	13	7
1995	21	22	14	24	20	24
1999	31	31	29	31	31	11
2000	31	30	30	26	29	12
2001	31	31	28	22	29	11
2002	23	23	18	21	27	15
2003	26	20	25	15	23	7
2004	28	23	25	15	32	5
2005	26	25	23	16T	30	4
2006	31	31	23	27	29	15
2007	8	10	12	30	27	24
2008	31	26	31	26	28	14
2009	32	8	32	31	28	29
2010	29	20	29	22	27	18
2011	29	28	24	10	30	2
2012	25	24	19	23	19	25
2013	18	27T	11	9	18	8
2014	23	17	20	23	32	8
2015	25	22	21	27	30	22
2016	30	19	28	31	31	21
2017	24	18	22	14	7	19

BROWNS IN OVERTIME

Sept. 26, 1977 – Cleveland 30, New England 27, at Cleveland; Browns won coin toss. Brian Sipe threw a 22-yard pass to Dave Logan at Patriots' 19. Don Cockroft kicked a 35-yard field goal at 4:45.

Sept. 10, 1978 – Cleveland 13, Cincinnati 10, at Cleveland; Browns won toss. Larry Collins returned a kickoff 41 yards to the Browns' 47. Don Cockroft kicked a 27-yard field goal at 4:30.

Sept. 24, 1978 – Pittsburgh 15, Cleveland 9, at Pittsburgh; Steelers won toss. Bennie Cunningham scored on a 37-yard "gadget" pass from Terry Bradshaw at 3:43. Steelers started winning drive on their own 21.

Dec. 10, 1978 – Cleveland 37, New York Jets 34, at Cleveland; Browns won toss. Don Cockroft kicked a 22-yard field goal at 3:07.

Sept. 2, 1979 – Cleveland 25, New York Jets 22, at New York; Jets won toss. Pat Leahy's 43-yard field goal attempt was wide right at 4:41. Johnny Evans' punt was blocked by Donald Dykes and recovered by Tom Newton. Chuck Ramsey punted into the end zone for a touchback. Evans punted and Bruce Harper returned to the Jets' 24. Matt Robinson's pass was intercepted by Oliver Davis and returned 33 yards to Jets' 31. Don Cockroft kicked a 27-yard field goal at 14:45.

Nov. 18, 1979 – Cleveland 30, Miami 24, at Cleveland; Browns won toss. Brian Sipe passed 39 yards to Reggie Rucker for touchdown at 1:59.

Nov. 25, 1979 – Pittsburgh 33, Cleveland 30, at Pittsburgh; Browns won toss. Brian Sipe's pass was intercepted by Mel Blount on the Steelers' four. Terry Bradshaw's pass was intercepted by Ron Bolton on Browns' 12. Johnny Evans punted and Theo Bell returned to the Steelers' 17. Matt Bahr kicked a 37-yard field goal at 4:51.

Nov. 8, 1981 – Denver 23, Cleveland 20, at Denver; Browns won toss. Dennis Smith recovered Calvin Hill's fumble at the Denver 48. Craig Morton's 33-yard pass to Rick Upchurch and six-yard run by Dave Preston set up Fred Steinfort's 30-yard field goal at 4:10.

Sept. 25, 1983 – Cleveland 30, San Diego 24, at San Diego; Browns won toss. Harry Holt scored on 48-yard pass play from Brian Sipe at 1:53.

Oct. 30, 1983 – Cleveland 25, Houston 19, at Cleveland; Oilers won toss. Teams traded punts. Mike Whitwell intercepted Gifford Nielsen's pass and returned it to the Oilers' 20. Boyce Green scored a touchdown on next play at 6:34.

Dec. 2, 1984 – Cincinnati 20, Cleveland 17, at Cleveland; Browns won toss. Browns failed to get first down and Steve Cox punted 41 yards. John Simmons returned the punt 30 yards to the Browns' 35. Jim Breech kicked a 35-yard field goal at 4:34.

Sept. 8, 1985 – St. Louis 27, Cleveland 24, at Cleveland; Cardinals won toss. Ron Wolfley returned the kickoff 24 yards to the St. Louis 36. The Cardinals gained 46 yards in nine plays before Neil O'Donoghue kicked a 35-yard field goal at 5:27.

Nov. 23, 1986 – Cleveland 37, Pittsburgh 31, at Cleveland; Browns won toss. Following an exchange of possessions, Bernie Kosar threw a 36-yard touchdown pass to Webster Slaughter at 6:37.

Nov. 30, 1986 – Cleveland 13, Houston 10, at Cleveland; Houston won toss and elected to kickoff. The Browns' drive was stalled. Frank Minnifield intercepted Oliver Luck. The Browns' drive halted. Minnifield intercepted Luck again. Mark Moseley kicked a 29-yard field goal at 14:44.

Jan. 3, 1987 – Cleveland 23, N.Y. Jets 20 (2 OT), at Cleveland (AFC Divisional Playoffs); Jets won coin toss in first overtime. Dave Jennings punted to Browns 26. Browns drove to Jets 5. Mark Moseley missed 23-yard field goal (wide right). Jennings punted to Browns 38. Jeff Gossett punted to Jets 19. Jennings punted to Browns 31. Moseley kicked 27-yard field goal following a 60-yard drive at 2:02 (2nd OT).

Jan. 11, 1987 – Denver 23, Cleveland 20, at Cleveland (AFC Championship); Browns won toss. Jeff Gossett punted to Gerald Wilhite, who returned the ball to the Denver 25. Rich Karlis kicked a 33-yard field goal at 5:48.

Nov. 1, 1987 – San Diego 27, Cleveland 24, at San Diego; Browns won toss. Bernie Kosar's pass intended for Ernest Byner was intercepted by Vencie Glenn. Vince Abbott kicked 33-yard field goal at 2:16.

Oct. 8, 1989 – Miami 13, Cleveland 10, at Miami; Browns won toss. Matt Bahr missed a 44-yard field goal wide left. Pete Stoyanovich kicked a 35-yard field goal at 8:37.

Nov. 19, 1989 – Cleveland 10, Kansas City 10, at Cleveland; Browns won toss. Each team had three possessions. Nick Lowery was short on a 47-yard field goal attempt at :17.

Dec. 10, 1989 – Indianapolis 23, Cleveland 17, at Indianapolis; Browns won toss. Matt Bahr missed a 35-yard field goal wide left. The Colts punted. Bernie Kosar's pass was intercepted by Mike Prior, who returns 58 yards for a TD at 4:06.

Dec. 17, 1989 – Cleveland 23, Minnesota 17, at Cleveland; Browns won toss. After both teams punted, Mike Pagel threw a 14-yard pass to Van Walters on a fake 31-yard field goal attempt at 5:30.

Oct. 20, 1991 – Cleveland 30, San Diego 24, at San Diego; Chargers won toss. The teams exchanged possessions. David Brandon scored on a 30-yard interception of John Friesz at 9:02.

Oct. 29, 1995 – Cleveland 29, Cincinnati 26, at Cincinnati; Browns won toss. On the Bengals' second possession, Carl Banks tipped a Jeff Blake pass into the hands of Dana Hall, who returned the ball to the Cincinnati 45. Earnest Byner raced 23 yards on a draw to set up Matt Stover's 28-yard field goal with 8:30 left in overtime.

Nov. 4, 2001 – Chicago 27, Cleveland 21, at Chicago; Bears won toss. The Browns shut down Chicago on the first series of overtime, forcing a Chicago punt. On the third play of Cleveland's first possession in overtime, Brian Robinson tipped a pass from Tim Couch and the ball was intercepted by Mike Brown, who returned it for the winning touchdown with 12:10 left in overtime.

Nov. 11, 2001 – Pittsburgh 15, Cleveland 12, at Cleveland; Steelers won toss. The Steelers took the opening kickoff and ran eight times for 58 yards, including 48 yards by Jerome Bettis, to set up a 32-yard field goal by Kris Brown with 9:38 remaining in overtime.

Sept. 22, 2002 – Cleveland 31, Tennessee 28, at Tennessee; Browns won the toss. Cleveland overcame a 14-point fourth quarter deficit to force overtime. The Browns took the opening kickoff and drove 65 yards on eight plays to set up a 33-yard field goal by Phil Dawson.

Sept. 29, 2002 – Pittsburgh 16, Cleveland 13, at Pittsburgh; Steelers won toss. Cleveland rookie LB Andra Davis intercepted Steelers' QB Tommy Maddox on Pittsburgh's first possession, but Browns K Phil Dawson missed a 45-yard field goal attempt. Pittsburgh answered with an 11-play, 52-yard drive, capped by a 31-yard field goal by K Todd Peterson. Peterson's first attempt at the game-winner on third down was blocked by the Browns but recovered by Pittsburgh behind the line of scrimmage to set up another fourth down kick.

Dec. 14, 2003 – Denver 23, Cleveland 20, at Denver; Browns won toss. Cleveland overcame an early 10-0 deficit in the 1st quarter as Browns' QB Tim Couch threw for 2 TDs in regulation. Denver stopped Cleveland in OT and orchestrated an 8-play, 46-yard drive as Broncos K Jason Elam connected on a 25-yard field goal.

Oct. 24, 2004 – Philadelphia 34, Cleveland 31, at Cleveland; Eagles won toss. QB Jeff Garcia sent the game to overtime with a 4-yard run with :30 left in the fourth quarter. The Browns forced a punt on the Eagles' first possession of overtime but couldn't cross mid-field and gave the ball back to Philadelphia. Eagles K David Akers made a 50-yard field goal with 5:02 left in overtime.

Dec. 3, 2006 – Cleveland 31, Kansas City 28, at Cleveland; Kansas City won toss. The Browns scored two touchdowns in the final nine minutes of regulation to bring the game into overtime. Cleveland's defense held the Chiefs to a punt on their first overtime possession. The Browns drove 63 yards on their ensuing drive, which included a 33-yard run by quarterback Derek Anderson to set up Phil Dawson's game-winning 33-yard field goal at the 6:38 mark.

Nov. 4, 2007 – Cleveland 33, Seattle 30, at Cleveland; Seattle won toss. The Browns stopped Seahawks RB Maurice Morris for no gain on a fourth and one play from the Cleveland 44-yard line. After taking possession, the Browns moved the ball 49 yards in five plays and K Phil Dawson nailed a 25-yard game-winning field goal at the 9:19 mark.

Nov. 18, 2007 – Cleveland 33, Baltimore 30, at Baltimore; Cleveland won toss. Browns K Phil Dawson tied the game at the end of regulation on a 51-yard field goal that hit the back of the cross bar and bounced out. After consultation, the officials ruled the 51-yard field goal good, which sent the game to overtime. After winning the coin toss, the Browns moved the ball in nine plays and Dawson nailed a game-winning 33-yard field goal at the 9:10 mark.

Oct. 4, 2009 – Cincinnati 23, Cleveland 20, at Cleveland; Cincinnati won toss. The Browns eliminated a 14-0 second quarter deficit, but Cincinnati K Shayne Graham connected on a 31-yard game-winning field goal with seven seconds left in overtime.

Nov. 14, 2010 – New York Jets 26, Cleveland 20, at Cleveland; N.Y. Jets won toss. Browns QB Colt McCoy completed 5 of 9 passes for 58 yards, during a 10-play drive capped off by a 3-yard touchdown pass to WR Mohamed Massaquoi to tie the game at 20-20 with 44 seconds remaining in regulation. After three unsuccessful series for both teams, the Jets closed the game on the first play of their next series with a 37-yard touchdown pass to WR Antonio Holmes with 24 seconds remaining in overtime.

Dec. 18, 2011 – Arizona Cardinals 20, Cleveland 17, at Arizona; Cleveland won toss. Arizona scored 10 unanswered fourth quarter points, including a 33-yard field goal by Jay Feely to tie the game with 5:40 remaining in regulation. The Browns punted on their opening possession in overtime and DB Patrick Peterson returned it 32 yards to the Cleveland 40. Three plays later QB John Skelton connected with WR Larry Fitzgerald for a 32-yard reception. Feely converted on a 22-yard game-winning field goal.

Nov. 18, 2012 – Dallas Cowboys 23, Cleveland 20, at Dallas; Dallas won toss. Browns QB Brandon Weeden connected with TE Benjamin Watson for a 17-yard touchdown with 1:07 remaining in the fourth to put Cleveland ahead 20-17, but Dallas sent the game to overtime after K Dan Bailey converted on a 32-yard field goal with two seconds remaining in regulation. In overtime, the Cowboys drove 28 yards following a 20-yard punt return to set up Bailey for a 38-yard game-winning field goal.

Nov. 11, 2015 – Cleveland 33, Baltimore Ravens 30, at Baltimore; Baltimore won toss. Ravens K Justin Tucker connected on a 23-yard field goal with 25 seconds remaining in the fourth quarter to tie the game. After the Browns defense forced a three-and-out, Cleveland drove 51 yards on 11 plays. Browns QB Josh McCown completed all four of his passes for 49 yards to set up K Travis Coons for a 32-yard game-winning field goal.

Nov. 18, 2015 – Denver Broncos 26, Cleveland 23, at Cleveland; Denver won toss. The Browns recorded an interception on Denver's opening possession in overtime but were forced to punt after losing yards on three consecutive plays, including two sacks. The Broncos drove 72 yards on 13 plays to set up K Brandon McManus for a 34-yard game-winning field goal.

Sept. 25, 2016 – Miami Dolphins 30, Cleveland 24, at Miami; Cleveland won toss. On the Dolphins' second possession in overtime, Miami QB Ryan Tannehill connected with WR Jarvis Landry for a 32-yard completion to set up RB Jay Ajayi for an 11-yard rushing touchdown on the next play.

Jan. 1, 2017 – Pittsburgh Steelers 27, Cleveland 24, at Pittsburgh; Cleveland won toss. The Browns capped off a 17-play, 65-yard drive with a 34-yard field goal by K Cody Parkey. Pittsburgh responded with a 75-yard drive that resulted in a 26-yard touchdown pass to WR Coi Hamilton.

Oct. 22, 2017 – Tennessee Titans 12, Cleveland 9, at Cleveland; Cleveland won toss. Browns K Zane Gonzalez converted a 54-yard field goal with four seconds remaining in regulation. On the Titans' second possession in overtime, K Ryan Succup connected on a 46-yard game-winning field goal.

Dec. 17, 2017 – Green Bay Packers 27, Cleveland 21, at Cleveland; Cleveland won toss. After DB Josh Jones intercepted QB DeShone Kizer on the opening possession, QB Brett Hundley found WR Davante Adams for a 25-yard touchdown pass.

NOTE: Cleveland's overtime record is 17-22-1 (18-23-1 including postseason). The Browns set a team record with four overtime games in 1989, tying for second most in NFL history. The Browns are 1-1 in postseason overtime games. Coin toss results (includes post-season): Browns won toss (10-13-1); Browns lost toss (8-9).

BROWNS ON PRIME TIME BY YEAR**1970s (5-2)**

Sept. 21, 1970*Cleveland 31, New York Jets 21	at Cleveland
Dec. 7, 1970Cleveland 21, Houston 10	at Houston
Oct. 4, 1971Oakland 34, Cleveland 20	at Cleveland
Nov. 13, 1972Cleveland 21, San Diego 17	at San Diego
Oct. 15, 1973Miami 17, Cleveland 9	at Cleveland
Sept. 26, 1977Cleveland 30, New England 27 (OT)	at Cleveland
Sept. 24, 1979Cleveland 26, Dallas 7	at Cleveland

1980s (8-9)

Sept. 15, 1980Houston 16, Cleveland 7	at Cleveland
Nov. 3, 1980Cleveland 27, Chicago 21	at Cleveland
Sept. 7, 1981San Diego 44, Cleveland 14	at Cleveland
Dec. 3, 1981Houston 17, Cleveland 13	at Houston
Sept. 15, 1983Cleveland 17, Cincinnati 7	at Cleveland
Sept. 16, 1984#Denver 24, Cleveland 14	at Cleveland
Sept. 16, 1985Cleveland 17, Pittsburgh 7	at Cleveland
Sept. 18, 1986*Cincinnati 30, Cleveland 13	at Cleveland
Nov. 10, 1986Cleveland 26, Miami 16	at Cleveland
Oct. 26, 1987Cleveland 30, L.A. Rams 17	at Cleveland
Nov. 29, 1987#San Francisco 38, Cleveland 24	at San Francisco
Sept. 19, 1988Cleveland 23, Indianapolis 17	at Cleveland
Nov. 7, 1988Houston 24, Cleveland 17	at Houston
Dec. 12, 1988Miami 38, Cleveland 31	at Miami
Sept. 25, 1989Cincinnati 21, Cleveland 14	at Cincinnati
Oct. 23, 1989Cleveland 27, Chicago 7	at Cleveland
Dec. 23, 1989##Cleveland 24, Houston 20	at Houston

1990s (3-6)

Oct. 8, 1990Cleveland 30, Denver 29	at Denver
Oct. 22, 1990Cincinnati 34, Cleveland 13	at Cleveland
Nov. 17, 1991#Houston 28, Cleveland 24	at Houston
Sept. 14, 1992Miami 27, Cleveland 23	at Cleveland
Sept. 13, 1993Cleveland 23, San Francisco 13	at Cleveland
Oct. 13, 1994**Cleveland 11, Houston 8	at Houston
Oct. 2, 1995Buffalo 22, Cleveland 19	at Cleveland
Nov. 13, 1995Pittsburgh 20, Cleveland 3	at Pittsburgh
Sept. 12, 1999#Pittsburgh 43, Cleveland 0	at Cleveland

2000s (4-10)

Oct. 6, 2002#Baltimore 26, Cleveland 21	at Cleveland
Oct. 5, 2003#Cleveland 33, Pittsburgh 13	at Cleveland
Dec. 8, 2003St. Louis 26, Cleveland 20	at Cleveland
Nov. 7, 2004#Baltimore 27, Cleveland 13	at Baltimore
Dec. 26, 2004#Miami 10, Cleveland 7	at Miami
Nov. 13, 2005#Pittsburgh 34, Cleveland 21	at Pittsburgh
Dec. 7, 2006*Pittsburgh 27, Cleveland 7	at Pittsburgh
Sept. 14, 2008#Pittsburgh 10, Cleveland 6	at Cleveland
Oct. 13, 2008Cleveland 35, New York Giants 14	at Cleveland
Nov. 6, 2008*Denver 34, Cleveland 30	at Cleveland
Nov. 17, 2008Cleveland 29, Buffalo 27	at Buffalo
Dec. 15, 2008Philadelphia 30, Cleveland 10	at Philadelphia
Nov. 16, 2009Baltimore 16, Cleveland 0	at Cleveland
Dec. 10, 2009**Cleveland 13, Pittsburgh 6	at Cleveland

2010s (2-5)

Dec. 12, 2011*Pittsburgh 14, Cleveland 3	at Pittsburgh
Sept. 27, 2012*Baltimore 23, Cleveland 16	at Baltimore
Oct. 3, 2013*Cleveland 37, Buffalo 24	at Cleveland
Nov. 6, 2014**Cleveland 24, Cincinnati 3	at Cincinnati
Nov. 5, 2015**Cincinnati 31, Cleveland 10	at Cincinnati
Nov. 30, 2015Baltimore 33, Cleveland 27	at Cleveland
Nov. 10, 2016**Baltimore 28, Cleveland 7	at Baltimore

* First game ever on Monday Night Football
 Monday Nights Except: **Thursday Night, #Sunday Night, ##Saturday Night

BROWNS ON PRIME TIME BY DAY**MONDAY NIGHT (15-15)**

*Sept. 21, 1970Cleveland 31, New York Jets 21	at Cleveland
Dec. 7, 1970Cleveland 21, Houston 10	at Houston
Oct. 4, 1971Oakland 34, Cleveland 20	at Cleveland
Nov. 13, 1972Cleveland 21, San Diego 17	at San Diego
Oct. 15, 1973Miami 17, Cleveland 9	at Cleveland
Sept. 26, 1977Cleveland 30, New England 27 (OT)	at Cleveland
Sept. 24, 1979Cleveland 26, Dallas 7	at Cleveland
Sept. 15, 1980Houston 16, Cleveland 7	at Cleveland
Nov. 3, 1980Cleveland 27, Chicago 21	at Cleveland
Sept. 7, 1981San Diego 44, Cleveland 14	at Cleveland
Sept. 16, 1985Cleveland 17, Pittsburgh 7	at Cleveland
Nov. 10, 1986Cleveland 26, Miami 16	at Cleveland
Oct. 26, 1987Cleveland 30, L.A. Rams 17	at Cleveland
Sept. 19, 1988Cleveland 23, Indianapolis 17	at Cleveland
Nov. 7, 1988Houston 24, Cleveland 17	at Houston
Dec. 12, 1988Miami 38, Cleveland 31	at Miami
Sept. 25, 1989Cincinnati 21, Cleveland 14	at Cincinnati
Oct. 23, 1989Cleveland 27, Chicago 7	at Cleveland
Oct. 8, 1990Cleveland 30, Denver 29	at Denver
Oct. 22, 1990Cincinnati 34, Cleveland 13	at Cleveland
Sept. 14, 1992Miami 27, Cleveland 23	at Cleveland
Sept. 13, 1993Cleveland 23, San Francisco 13	at Cleveland
Oct. 2, 1995Buffalo 22, Cleveland 19	at Cleveland
Nov. 13, 1995Pittsburgh 20, Cleveland 3	at Pittsburgh
Dec. 8, 2003St. Louis 26, Cleveland 20	at Cleveland
Oct. 13, 2008Cleveland 35, New York Giants 14	at Cleveland
Nov. 17, 2008Cleveland 29, Buffalo 27	at Buffalo
Dec. 15, 2008Philadelphia 30, Cleveland 10	at Philadelphia
Nov. 16, 2009Baltimore 16, Cleveland 0	at Baltimore
Nov. 20, 2015Baltimore 33, Cleveland 27	at Cleveland

SUNDAY NIGHT (1-9)

Sept. 16, 1984Denver 24, Cleveland 14	at Cleveland
Nov. 29, 1987San Francisco 38, Cleveland 24	at San Francisco
Nov. 17, 1991Houston 28, Cleveland 20	at Houston
Sept. 12, 1999Pittsburgh 43, Cleveland 4	at Cleveland
Oct. 6, 2002Baltimore 26, Cleveland 21	at Cleveland
Oct. 5, 2003Cleveland 33, Pittsburgh 13	at Pittsburgh
Nov. 7, 2004Baltimore 27, Cleveland 13	at Baltimore
Dec. 26, 2004Miami 10, Cleveland 7	at Miami
Nov. 13, 2005Pittsburgh 34, Cleveland 21	at Pittsburgh
Sept. 14, 2008Pittsburgh 10, Cleveland 6	at Cleveland

SATURDAY NIGHT (1-0)

Dec. 23, 1989Cleveland 24, Houston 20	at Houston
---------------	-------------------------------	------------

THURSDAY NIGHT (5-8)

Dec. 3, 1981Houston 17, Cleveland 13	at Houston
Sept. 15, 1983Cleveland 17, Cincinnati 7	at Cleveland
Sept. 18, 1986Cleveland 30, Cleveland 13	at Cleveland
Oct. 13, 1994Cleveland 11, Houston 8	at Houston
Dec. 7, 2006Pittsburgh 27, Cleveland 7	at Pittsburgh
Nov. 6, 2008Denver 34, Cleveland 30	at Cleveland
Dec. 10, 2009Cleveland 13, Pittsburgh 6	at Cleveland
Dec. 12, 2011Pittsburgh 14, Cleveland 3	at Pittsburgh
Sept. 27, 2012Baltimore 23, Cleveland 16	at Baltimore
Oct. 3, 2013Cleveland 37, Buffalo 24	at Cleveland
Nov. 6, 2014Cleveland 24, Cincinnati 3	at Cincinnati
Nov. 5, 2015Cincinnati 31, Cleveland 10	at Cincinnati
Nov. 10, 2016Baltimore 28, Cleveland 7	at Baltimore

* First-ever game on Monday Night Football

OVERALL PRIME TIME GAMES

Overall Prime Time Games	22-32
Home.....	14-16
Road.....	8-16
Monday Night	15-15
Home.....	11-10
Road.....	4-5
Sunday Night	1-9
Home.....	0-4
Road.....	1-5

Saturday Night	1-0
Home.....	0-0
Road.....	1-0
Thursday Night	5-8
Home.....	3-2
Road.....	2-6

SHUTOUTS BY BROWNS

12/16/2007	vs. Buffalo Bills	8-0
11/20/2005	vs. Miami Dolphins	22-0
11/25/2001	vs. Cincinnati Bengals	18-0
9/18/1994	vs. Arizona Cardinals	32-0
12/1/1991	at Indianapolis Colts	31-0
9/8/1991	at New England Patriots	20-0
9/10/1989	at Pittsburgh Steelers	51-0
10/18/1987	at Cincinnati Bengals	34-0*
11/20/1983	at New England Patriots	30-0
11/13/1983	vs. Tampa Bay Buccaneers	20-0
12/1/1974	vs. San Francisco 49ers	7-0
11/5/1972	vs. Houston Oilers	20-0
9/19/1971	vs. Houston Oilers	31-0
10/25/1970	at Miami Dolphins	28-0
10/22/1967	vs. Chicago Bears	24-0
12/27/1964	vs. Baltimore Colts	27-0**
12/11/1960	vs. Chicago Bears	42-0
12/1/1957	vs. Chicago Cardinals	31-0
11/10/1957	vs. Pittsburgh Steelers	24-0
11/18/1956	at Philadelphia Eagles	16-0
11/21/1954	vs. Philadelphia Eagles	6-0
10/25/1953	at New York Giants	7-0
9/27/1953	at Green Bay Packers	27-0
12/7/1952	at Chicago Cardinals	10-0
12/9/1951	at Pittsburgh Steelers	28-0
11/18/1951	at New York Giants	10-0
10/21/1951	vs. Pittsburgh Steelers	17-0
10/14/1951	vs. Washington Redskins	45-0
9/24/1950	at Baltimore Colts	31-0

* replacement game, during 1987 players' strike

** NFL Championship Game

SHUTOUTS BY OPPONENTS

12/14/2014	at Cincinnati Bengals	0-30
11/16/2009	vs. Baltimore Ravens	0-16
12/28/2008	at Pittsburgh Steelers	0-31
12/21/2008	vs. Cincinnati Bengals	0-14
11/26/2006	vs. Cincinnati Bengals	0-30
12/24/2005	vs. Pittsburgh Steelers	0-41
12/19/2004	vs. San Diego Chargers	0-21
12/21/2003	vs. Baltimore Ravens	0-35
12/17/2000	vs. Tennessee Titans	0-24
12/3/2000	at Jacksonville Jaguars	0-48
10/22/2000	at Pittsburgh Steelers	0-22
10/1/2000	vs. Baltimore Ravens	0-12
9/12/1999	vs. Pittsburgh Steelers	0-43
9/27/1992	vs. Denver Broncos	0-12
12/23/1990	at Pittsburgh Steelers	0-35
11/4/1990	vs. Buffalo Bills	0-42
9/30/1990	at Kansas City Chiefs	0-34
12/3/1989	vs. Cincinnati Bengals	0-21
9/3/1984	at Seattle Seahawks	0-33
11/27/1977	vs. Los Angeles Rams	0-9
12/3/1972	at Pittsburgh Steelers	0-30
10/15/1972	vs. Chicago Bears	0-17
10/24/1971	vs. Denver Broncos	0-27
12/29/1968	vs. Baltimore Colts	0-34**
12/21/1958	at New York Giants	0-10#
10/1/1950	vs. New York Giants	0-6

Playoff Game

**NFL Championship Game

The Browns have won 29 NFL games by shutout and lost 25. Cleveland registered eight shutouts in the AAFC and was never shutout.

HEAD COACHES RECORDS

YEARS	COACH	LEAGUE	REGULAR SEASON				PLAYOFFS				COMBINED RECORD			
			W	L	T	%	W	L	T	%	W	L	T	%
1946-49	Paul Brown	AAFC	47	4	3	.898	5	0	0	1.000	52	4	3	.907
1950-62	Paul Brown	NFL	111	44	5	.709	4	5	0	.444	115	49	5	.695
1946-62	Paul Brown	NFL/AAFC	158	48	8	.757	9	5	0	.643	167	53	8	.750
1963-70	Blanton Collier	NFL	76	34	2	.688	3	4	0	.429	79	38	2	.672
1971-74	Nick Skorich	NFL	30	24	2	.556	0	2	0	.000	30	26	2	.534
1975-77	Forrest Gregg	NFL	18	23	0	.439	0	0	0	.000	18	23	0	.439
1977	Dick Modzelewski*	NFL	0	1	0	.000	0	0	0	.000	0	1	0	.000
1978-84	Sam Rutigliano	NFL	47	50	0	.485	0	2	0	.000	47	52	0	.475
1984-88	Marty Schottenheimer	NFL	44	27	0	.620	2	4	0	.333	46	31	0	.597
1989-90	Bud Carson	NFL	11	13	1	.460	1	1	0	.500	12	14	1	.463
1990	Jim Hofner*	NFL	1	6	0	.143	0	0	0	.000	1	6	0	.143
1991-95	Bill Belichick	NFL	36	44	0	.450	1	1	0	.500	37	45	0	.451
1999-00	Chris Palmer	NFL	5	27	0	.156	0	0	0	.000	5	27	0	.156
2001-04	Butch Davis	NFL	24	35	0	.407	0	1	0	.000	24	36	0	.400
2004	Terry Robiskie*	NFL	1	4	0	.200	0	0	0	.000	1	4	0	.200
2005-08	Romeo Crennel	NFL	24	40	0	.375	0	0	0	.000	24	40	0	.375
2009-10	Eric Mangini	NFL	10	22	0	.313	0	0	0	.000	10	22	0	.313
2011-12	Pat Shurmur	NFL	9	23	0	.281	0	0	0	.000	9	23	0	.281
2013	Rob Chudzinski	NFL	4	12	0	.250	0	0	0	.000	4	12	0	.250
2014-15	Mike Pettine	NFL	10	22	0	.313	0	0	0	.000	10	22	0	.313
2016	Hue Jackson	NFL	1	31	0	.031	0	0	0	.000	1	31	0	.031
Team Totals in NFL			462	482	10	.490	11	20	0	.355	473	502	10	.485
Team Totals in AAFC			47	4	3	.898	5	0	0	1.000	52	4	3	.907
Team Totals in NFL/AAFC Combined			509	486	13	.512	16	20	0	.444	525	506	13	.510

* Interim Head Coaches

ALL-TIME PRESEASON RESULTS

1946 (1-0)

8/30 Brooklyn Dodgers at Akron (35,964).....35-20

1947 (1-0)

8/29 Baltimore Colts at Akron (35,106).....28-0

1948 (1-1)

8/22 Buffalo Bisons at Akron (28,069)35-21

8/27 Baltimore Colts at Toledo (13,433)17-21

1949 (2-0-1)

8/14 Chicago Hornets at Toledo (13,500).....21-0

8/19 San Francisco 49ers (31,157).....21-21

8/26 New York Yankees at Akron (19,441).....28-21

1950 (5-0)

8/12 Green Bay Packers at Toledo (10,000).....38-7

8/19 Baltimore Colts at Cincinnati (21,000).....34-7

8/25 Detroit Lions at Akron (23,670)35-14

9/1 Chicago Bears (51,076).....27-23

9/4 Pittsburgh Steelers at Buffalo (15,259).....41-31

1951 (4-1)

8/17 College All-Stars (92,180)33-0

8/25 New York Yankees at Akron (25,820).....52-0

9/4 at Detroit Lions (35,165)20-21

9/9 at Chicago Bears (67,342)32-21

9/14 Los Angeles Rams (38,851)7-6

1952 (2-2)

8/23 at Green Bay Packers (22,215).....21-14

8/29 Chicago Bears (37,976)14-7

9/6 Detroit Lions at Syracuse (26,000).....21-28

9/13 San Francisco 49ers at Akron (30,119)31-35

1953 (4-1-1)

8/23 at San Francisco 49ers (36,273)20-7

8/28 at Los Angeles Rams (21,440)9-27

9/4 at Detroit Lions (39,985)24-24

9/7 Baltimore Colts at Akron (20,000).....23-21

9/11 at Chicago Bears (36,796)20-14

9/19 Green Bay Packers (22,336)21-13

1954 (2-3)

8/21 at Green Bay Packers (15,747)14-13

8/27 at Los Angeles Rams (58,567)10-38

9/5 at San Francisco 49ers (46,877)21-38

9/10 Detroit Lions at Dallas (42,000).....31-56

9/18 Chicago Bears (17,631)35-7

1955 (1-5)

8/12 College All-Stars (75,000).....27-30

8/20 Green Bay Packers at Akron (22,000).....13-7

8/28 at San Francisco 49ers (41,604)14-17

9/2 Los Angeles Rams (35,948)21-38

9/10 Detroit Lions (29,581)3-19

9/15 at Chicago Bears (43,067)21-24

1956 (2-5)

8/10 College All-Stars (75,000).....26-0

8/19 at San Francisco 49ers (38,741)17-28

8/24 at Los Angeles Rams (40,175)6-17

9/1 Green Bay Packers (15,456)20-21

9/7 at Detroit Lions (48,105)0-17

9/15 Detroit Lions at Akron (28,201)14-31

9/21 at Chicago Bears (56,543)24-14

1957 (2-4)

8/14 at Detroit Lions (40,150)10-20

8/24 Pittsburgh Steelers at Akron (26,669).....28-13

9/1 at San Francisco 49ers (32,840)17-21

9/6 at Los Angeles Rams (45,011)14-20

9/14 Detroit Lions (34,369)23-7

9/20 at Chicago Bears (47,354)3-29

1958 (3-3)

8/16 Pittsburgh Steelers at Akron (27,202).....10-0

8/22 at Detroit Lions (36,662)7-17

8/29 at Los Angeles Rams (41,387)13-10

9/7 at San Francisco 49ers (31,339)16-21

9/12 at Chicago Bears (52,669).....31-42

9/20 Detroit Lions (35,343)41-7

1959 (2-4)

8/11 at Pittsburgh Steelers (27,432)20-34

8/22 Detroit Lions at Akron (22,654)3-9

8/30 at San Francisco 49ers (24,737)14-17

9/5 at Los Angeles Rams (55,883)27-24

9/13 at Detroit Lions (33,435)28-31

9/19 Chicago Bears (25,316)33-31

1960 (5-1)

8/13 at Detroit Lions (24,620)28-14

8/18 at Pittsburgh Steelers (16,360)27-24

8/27 at Los Angeles Rams (48,175)17-22

9/3 San Francisco 49ers at Portland (25,898)26-24

9/10 Chicago Bears at Akron (21,568)16-10

9/17 Detroit Lions (25,911).....14-10

1961 (3-2)

8/11 at Detroit Lions (25,602)7-35

8/20 at San Francisco 49ers (38,759)27-24

8/25 at Los Angeles Rams (40,086)34-17

9/1 Pittsburgh Steelers at Akron (27,758).....38-6

9/7 Detroit Lions (41,374)17-35

1962 (5-0)

8/11 at Detroit Lions (34,241)17-14

8/18 Pittsburgh Steelers (77,683)33-10

8/25 San Francisco 49ers at Portland (27,161)34-27

9/1 at Los Angeles Rams (43,118).....26-24

9/7 at Chicago Bears (57,878)28-24

1963 (2-3)

8/10 at Detroit Lions (37,248)10-24

8/17 Baltimore Colts (83,218)7-21

8/25 at San Francisco 49ers (28,335)24-7

8/31 at Los Angeles Rams (45,623)23-14

9/7 Pittsburgh Steelers at Canton (18,462)7-16

1964 (4-1)

8/9 at San Francisco 49ers (27,404)7-26

8/15 at Los Angeles Rams (43,183)56-31

8/22 Pittsburgh Steelers at Akron (27,255).....42-7

8/28 at Detroit Lions (36,946)35-14

9/5 Green Bay Packers (83,736)20-17

1965 (5-1)

8/6 College All-Stars (68,000)24-16

8/15 at San Francisco 49ers (22,000)37-21

8/21 at Los Angeles Rams (29,508)21-19

8/29 at Detroit Lions (28,803)28-14

9/4 Green Bay Packers (83,118).....14-30

9/11 Pittsburgh Steelers at Akron (23,162).....28-16

STAFF

PLAYERS

2017 SEASON

HISTORY

RECORDS

GAME DAY

1966 (3-2)

8/6	at Los Angeles Rams (63,285)	6-16
8/14	at San Francisco 49ers (27,867)	28-17
8/20	at Atlanta Falcons (48,548)	42-3
8/26	Baltimore Colts (83,418)	17-24
9/3	Pittsburgh Steelers at Birmingham (23,590)	13-10

1967 (1-5)

8/5	Philadelphia Eagles at Canton (17,500)	13-28
8/13	at San Francisco 49ers (27,482)	14-42
8/19	at Los Angeles Rams (36,942)	17-24
8/25	at Atlanta Falcons (52,240)	31-34
9/2	Green Bay Packers (84,236)	21-30
9/10	at Minnesota Vikings (40,012)	42-14

1968 (2-3)

8/9	at Los Angeles Rams (64,020)	21-23
8/18	at San Francisco 49ers (26,801)	31-17
8/24	at New Orleans Saints (70,045)	27-40
8/30	at Buffalo Bills (45,448)	22-12
9/7	Green Bay Packers (84,918)	9-31

1969 (3-2-1)

8/10	San Francisco 49ers at Seattle (32,219)	21-16
8/16	at Los Angeles Rams (54,937)	10-7
8/23	at San Diego Chargers (36,005)	19-19
8/30	Green Bay Packers (85,532)	17-27
9/6	at Washington Redskins (45,994)	20-10
9/10	Minnesota Vikings at Akron (28,561)	16-23

1970 (2-4)

8/8	at Los Angeles Rams (71,559)	17-30
8/15	San Francisco 49ers at Tampa (41,851)	17-10
8/22	Kansas City Chiefs at Memphis (31,532)	13-16
8/29	at Cincinnati Bengals (57,112)	24-31
9/5	Minnesota Vikings (83,043)	21-24
9/12	at New York Giants (62,461)	30-29

1971 (1-5)

8/8	at San Francisco 49ers (40,000)	24-38
8/13	at Los Angeles Rams (52,503)	5-17
8/20	at Dallas Cowboys (69,099)	15-16
8/28	Chicago Bears at South Bend (43,568)	19-20
9/4	New York Giants (82,710)	30-7
9/10	at St. Louis Cardinals (46,171)	13-27

1972 (0-6)

8/4	at Los Angeles Rams (64,803)	3-13
8/13	at San Francisco 49ers (58,364)	13-20
8/20	Detroit Lions at Ann Arbor (58,422)	7-34
8/26	Minnesota Vikings (70,583)	17-20
9/3	Cincinnati Bengals at Columbus (84,816)	21-27
9/10	at New York Giants (60,152)	21-28

1973 (2-3-1)

8/6	San Francisco 49ers (65,707)	16-27
8/11	at Los Angeles Rams (54,385)	21-21
8/19	Cincinnati Bengals at Columbus (73,421)	24-6
8/25	Atlanta Falcons at Knoxville (40,831)	20-17
9/1	Detroit Lions (64,088)	13-16
9/8	New York Giants at Akron (30,751)	10-21

1974 (2-4)

8/2	at Los Angeles Rams (28,021)	21-24
8/12	San Francisco 49ers (24,008)	21-20
8/17	Baltimore Colts at Tampa (25,116)	3-37
8/24	Washington Redskins (44,528)	17-20
9/1	Cincinnati Bengals at Columbus (36,326)	21-17
9/7	at Detroit Lions (42,905)	7-21

1975 (2-4)

8/10	at San Francisco 49ers (45,560)	13-17
8/16	Philadelphia Eagles (35,769)	14-6
8/22	at Washington Redskins (15,513)	14-23
9/1	Buffalo Bills (31,155)	20-34
9/7	New York Giants at Seattle (20,000)	24-20
9/13	Detroit Lions (32,341)	24-27

1976 (4-2)

7/31	Baltimore Colts at Lincoln (20,304)	0-21
8/7	Atlanta Falcons at Stillwater (24,227)	31-7
8/16	Minnesota Vikings (44,336)	31-7
8/23	at Philadelphia Eagles (20,600)	21-17
8/30	New England Patriots (36,016)	30-27
9/3	at Buffalo Bills (37,951)	10-28

1977 (3-3)

8/8	Washington Redskins (32,554)	14-16
8/13	at Minnesota Vikings (45,370)	33-34
8/19	St. Louis Cardinals (31,308)	19-10
8/25	Chicago Bears (36,598)	14-7
9/3	at Green Bay Packers (53,180)	19-14
9/9	at Detroit Lions (49,168)	20-24

1978 (2-2)

8/7	New York Giants (30,636)	7-21
8/12	at Buffalo Bills (23,241)	20-10
8/21	Detroit Lions (31,345)	14-10
8/27	at New England Patriots (42,696)	10-21

1979 (2-2)

8/4	at New York Giants (30,905)	7-27
8/11	Baltimore Colts (43,056)	24-3
8/18	at Detroit Lions (55,623)	10-21
8/24	at Washington Redskins (40,039)	21-9

1980 (1-3)

8/9	at Kansas City Chiefs (38,055)	0-42
8/18	Washington Redskins (54,986)	3-12
8/23	at Chicago Bears (57,688)	33-31
8/30	at Minnesota Vikings (47,262)	16-38

1981 (2-3)

8/1	Atlanta Falcons at Canton (23,921)	24-10
8/8	Pittsburgh Steelers (78,610)	31-35
8/15	at Buffalo Bills (32,306)	13-10
8/22	Buffalo Bills (41,495)	20-31
8/29	at Green Bay Packers (56,191)	18-35

1982 (4-0)

8/14	at Detroit Lions (54,275)	17-16
8/19	Los Angeles Rams (60,794)	26-23
8/28	at New Orleans Saints (55,689)	20-17
9/4	at Los Angeles Raiders (38,840)	27-10

1983 (3-1)

8/6	at Green Bay Packers (41,866)	21-20
8/13	at Buffalo Bills (25,886)	27-10
8/20	at Denver Broncos (73,244)	10-19
8/26	Los Angeles Raiders (61,844)	20-17

1984 (1-3)

8/4	Pittsburgh Steelers (47,381)	14-31
8/13	at Los Angeles Rams (41,882)	21-10
8/18	at Kansas City Chiefs (33,074)	13-31
8/23	at Philadelphia Eagles (40,030)	19-20

1985 (2-2)

8/10	at San Diego Chargers (42,300)	7-12
8/17	Philadelphia Eagles (46,236)	28-14
8/24	at Buffalo Bills (23,145)	31-28
8/30	Los Angeles Raiders (44,926)	7-26

1986 (4-0)

8/9	Buffalo Bills (58,982)	19-17
8/15	at Miami Dolphins (50,815)	17-10
8/23	at Atlanta Falcons (33,637)	27-21
8/28	at Los Angeles Raiders (57,780)	25-22

1987 (3-1)

8/15	St. Louis Cardinals (78,650)	31-16
8/22	at New York Giants (41,008)	10-24
8/29	at Atlanta Falcons (35,960)	23-3
9/5	Green Bay Packers at Milwaukee (37,707)	(OT) 30-24

1988 (3-1)

8/6	Detroit Lions (78,065)	13-10
8/13	at Tampa Bay Buccaneers (50,074)	23-3
8/18	New York Jets at Montreal (39,112)	7-11
8/26	New York Giants (71,129)	17-13

1989 (1-4)

8/6	Philadelphia Eagles at London (73,677)	13-17
8/12	at Detroit Lions (44,536)	25-24
8/19	Pittsburgh Steelers (71,939)	21-24
8/26	at Phoenix Cardinals (36,667)	7-21
9/2	Tampa Bay Buccaneers (62,486)	10-27

1990 (1-4)

8/4	Chicago Bears at Canton (23,952)	0-13
8/11	at Green Bay Packers (62,625)	25-10
8/19	Minnesota Vikings (60,989)	20-23
8/25	Washington Redskins (62,444)	13-31
9/1	at New York Giants (33,148)	10-28

1991 (2-2)

8/5	Tampa Bay Buccaneers (64,753)	10-23
8/10	New York Giants (54,445)	16-10
8/16	at Washington Redskins (51,137)	(OT) 24-21
8/23	at Minnesota Vikings (45,925)	7-31

1992 (2-2)

8/8	Atlanta Falcons (59,566)	7-0
8/15	at New York Giants (46,788)	7-16
8/24	Minnesota Vikings (55,755)	3-56
8/28	at Tampa Bay Buccaneers (40,883)	24-3

1993 (2-2)

8/9	at Washington Redskins (36,455)	12-41
8/14	New England Patriots at Toronto (33,012)	12-9
8/21	Los Angeles Rams (51,361)	21-10
8/27	at Tampa Bay Buccaneers (45,668)	20-23

1994 (3-1)

8/6	at New York Giants (59,684)	24-15
8/13	Detroit Lions (47,455)	16-7
8/19	Atlanta Falcons (51,602)	28-7
8/25	at Indianapolis Colts (39,052)	7-24

1995 (2-2)

8/6	New York Giants (45,046)	13-19
8/14	Chicago Bears (49,891)	55-13
8/19	at Atlanta Falcons (41,813)	10-19
8/25	at Arizona Cardinals (40,903)	31-17

1999 (2-3)

8/9	Dallas Cowboys at Canton (25,156)	(OT) 20-17
8/14	at Tampa Bay Buccaneers (63,963)	3-30
8/21	Minnesota Vikings (71,398)	17-24
8/28	Chicago Bears (72,388)	35-24
9/2	at Philadelphia Eagles (64,978)	17-30

2000 (1-3)

7/30	Philadelphia Eagles (72,518)	33-22
8/12	at Chicago Bears (66,944)	6-19
8/19	Washington Redskins (71,818)	0-24
8/26	at Green Bay Packers (59,687)	33-34

2001 (2-2)

8/11	Green Bay Packers (71,218)	10-3
8/18	Tampa Bay Buccaneers (72,018)	7-6
8/24	at Washington Redskins (67,014)	25-27
8/31	at Carolina Panthers (70,444)	(OT) 20-23

2002 (2-2)

8/10	at Minnesota Vikings (63,532)	27-15
8/17	Detroit Lions (70,218)	24-23
8/26	at Green Bay Packers (62,668)	20-27
8/30	Carolina Panthers (68,718)	19-20

2003 (1-3)

8/9	at Tennessee Titans (68,809)	6-10
8/15	Green Bay Packers (70,348)	31-38
8/23	at Detroit Lions (59,333)	17-38
8/28	Atlanta Falcons (69,618)	20-9

2004 (3-1)

8/14	at Tennessee Titans (68,809)	3-24
8/21	Detroit Lions (67,771)	17-10
8/28	at Kansas City Chiefs (76,086)	21-19
9/3	Chicago Bears (69,393)	24-10

2005 (3-1)

8/13	New York Giants (67,429)	17-14
8/20	at Detroit Lions (58,371)	21-13
8/26	Carolina Panthers (69,512)	20-23
9/1	at Chicago Bears (60,346)	16-6

2006 (2-2)

8/10	at Philadelphia Eagles (67,249)	7-20
8/18	Detroit Lions (68,112)	20-16
8/26	at Buffalo Bills (70,989)	20-17
8/31	Chicago Bears (69,366)	7-20

2007 (3-1)

8/11	Kansas City Chiefs (70,067)	16-12
8/18	Detroit Lions (69,761)	20-23
8/25	at Denver Broncos (75,361)	17-16
8/30	at Chicago Bears (61,917)	19-9

2008 (0-4)

8/7	New York Jets (70,668)	20-24
8/18	at New York Giants (79,207)	34-37
8/23	at Detroit Lions (44,456)	6-26
8/28	Chicago Bears (70,880)	10-16

2009 (2-2)

8/15	at Green Bay (69,091)	0-17
8/22	Detroit Lions (67,154)	27-10
8/29	Tennessee Titans (67,400)	23-17
9/3	at Chicago Bears (61,583)	23-26

2010 (2-2)

8/14	at Green Bay (68,958)	27-24
8/21	St. Louis Rams (58,250)	17-19
8/28	at Detroit Lions (36,444)	27-35
9/2	Chicago Bears (62,299)	13-10

2011 (1-3)

8/13	Green Bay (57,077)	27-17
8/19	Detroit Lions (56,004)	28-30
8/25	at Philadelphia Eagles (69,144)	14-24
9/1	at Chicago Bears (59,874)	14-24

2012 (2-2)

8/10	at Detroit Lions (58,933)	19-17
8/16	at Green Bay Packers (68,201)	35-10
8/24	Philadelphia Eagles (54,550)	10-27
8/30	Chicago Bears (54,297)	20-28

2013 (3-1)

8/8	St. Louis Rams (56,943)	27-19
8/15	Detroit Lions (58,313)	24-6
8/24	at Indianapolis Colts (65,626)	6-27
8/29	at Chicago Bears (59,868)	18-16

2014 (1-3)

8/9	at Detroit Lions (51,384)	12-13
8/18	at Washington Redskins (69,127)	23-24
8/23	St. Louis Rams (61,663)	14-33
8/28	Chicago Bears (61,458)	33-13

2015 (1-3)

8/13	Washington Redskins (58,073)	17-20
8/20	Buffalo Bills (57,975)	10-11
8/29	at Tampa Bay Buccaneers (51,521)	31-7
9/3	at Chicago Bears (60,699)	0-24

2016 (0-4)

8/12	at Green Bay Packers (74,261)	11-17
8/18	Atlanta Falcons (58,327)	13-24
8/26	at Tampa Bay Buccaneers (46,848)	13-30
9/1	Chicago Bears (63,393)	7-21

2017 (4-0)

8/10	New Orleans Saints (58,779)	20-14
8/21	New York Giants (62,075)	10-6
8/26	at Tampa Bay Buccaneers (51,349)	13-9
8/31	at Chicago Bears (60,158)	25-0

DAWG POUND MOMENT

During each regular season game at FirstEnergy Stadium, the Browns host the Dawg Pound Moment to recognize a Browns ambassador, including Browns alumni, athletes from local sports teams, celebrities or other individuals with special ties to the Cleveland community.

ALL-TIME REGULAR-SEASON RESULTS

1946: 12-2 (Points: 423-137)

COACH: Paul Brown

1946 USUAL STARTING LINEUPS

OFFENSE

LE	58	Mac Speedie
LT	40	J. Daniell, 48 E. Blandin
LG	36	Ed Ulinski
C	20	Mike Scarry
RG	32	L. Houston, 30 B. Willis
RT	44	Lou Rymkus
RE	56	D. Lavelli, 50 J. Yonakor
QB	60	Otto Graham
RB	90	Edgar Jones
RB	85	Don Greenwood
FB	76	Marion Motley

DEFENSE

LDE	52	G. Young, 55 J. Harrington
LDT	48	E. Blandin, 40 J. Daniell
MG	30	Bill Willis
RDT	42	C. Adams, 49 L. Simonetti
RDE	50	John Yonakor
LLB	76	Marion Motley
MLB	66	Lou Saban
RLB	20	Mike Scarry
LCB	85	D. Greenwood, 82 B. Lund
RCB	92	Tom Colella
S	62	Cliff Lewis

RADIO ANNOUNCERS:

Bob Neal, Stan Gee (WGAR 1220 AM)

1ST WESTERN DIVISION

9/6	Miami Seahawks (60,135) (N)	W	44-0
9/13	at Chicago Rockets (51,962) (N)	W	20-6
9/22	at Buffalo Bisons (30,302)	W	28-0
9/29	New York Yankees (57,084)	W	24- 7
10/6	Brooklyn Dodgers (43,713)	W	26-7
10/12	at New York Yankees (34,252) (N)	W	7-0
10/20	Los Angeles Dons (71,134)	W	31-14
10/27	San Francisco 49ers (70,385)	L	20-34
11/3	at Los Angeles Dons (24,800)	L	16-17
11/10	at San Francisco 49ers (41,061)	W	14-7
11/17	Chicago Rockets (60,457)	W	51-14
11/24	Buffalo Bisons (37,054)	W	42-17
12/3	at Miami Seahawks (9,083)	W	34-0
12/8	at Brooklyn Dodgers (14,600)	W	66-14

CHAMPIONSHIP

12/22	New York Yankees (40,469)	W	14-9
-------	---------------------------------	---	------

1947: 12-1-1 (Points: 410-185)

COACH: Paul Brown

1947 USUAL STARTING LINEUPS

OFFENSE

LE	58	Mac Speedie
LT	42	C. Adams, 48 E. Blandin
LG	36	E. Ulinski, 38 W. Humble
C	20	M. Scarry, 22 F. Gatski
RG	32	L. Houston, 30 B. Willis
RT	44	Lou Rymkus
RE	56	Dante Lavelli
QB	60	Otto Graham
RB	99	B. Boedeker, 92 T. Colella
RB	85	D. Greenwood, 86 L. Mayne
FB	76	Marion Motley

DEFENSE

LDE	52	George Young
LDT	42	Chet Adams
MG	30	Bill Willis
RDT	49	Len Simonetti
RDE	50	John Yonakor
LLB	76	Marion Motley
MLB	72	Lou Saban
RLB	38	Weldon Humble
LCB	85	D. Greenwood, 82 B. Lund
RCB	92	Tom Colella
S	62	Cliff Lewis

RADIO ANNOUNCERS:

Bob Neal, Bill Mayer (WGAR 1220 AM)

1ST WESTERN DIVISION

9/5	Buffalo Bills (63,263) (N)	W	30-14
9/12	at Brooklyn Dodgers (18,876) (N)	W	55-7
9/21	Baltimore Colts (44,257)	W	28-0
9/26	at Chicago Rockets (18,450) (N)	W	41-21
10/5	New York Yankees (80,067)	W	26-17
10/12	Los Angeles Dons (63,124)	L	10-13
10/19	Chicago Rockets (35,266)	W	31-28
10/26	at San Francisco 49ers (54,483)	W	14-7
11/2	at Buffalo Bills (43,167)	W	28-7
11/9	Brooklyn Dodgers (30,279)	W	13-12
11/16	San Francisco 49ers (76,504)	W	37-14
11/23	at New York Yankees (70,060)	T	28-28
11/27	at Los Angeles Dons (45,009)	W	27-17
12/7	at Baltimore Colts (20,574)	W	42-0

CHAMPIONSHIP

12/14	at New York Yankees (61,879)	W	14-3
-------	------------------------------------	---	------

1948: 14-0 (Points: 389-190)**COACH:** Paul Brown**1948 USUAL STARTING LINEUPS****OFFENSE**

LE	58	Mac Speedie
LT	46	Lou Groza
LG	36	Ed Ulinski
C	22	Frank Gatski
RG	32	L. Houston, 34 B. Gaudio
RT	44	Lou Rymkus
RE	56	Dante Lavelli
QB	60	Otto Graham
RB	90	Edgar Jones
RB	86	Dub Jones
FB	76	Marion Motley

DEFENSE

LDE	52	George Young
LDT	48	Forrest Grigg
MG	30	Bill Willis
RDT	42	C. Adams, 49 L. Simonetti
RDE	50	John Yonakor
LLB	38	Weldon Humble
MLB	20	Lou Saban
RLB	74	Tony Adamle
LCB	66	W. Lahr, 92 T. Colella
RCB	82	Tommy James
S	62	Cliff Lewis

RADIO ANNOUNCERS:

Bob Neal, Bill Mayer (WGAR 1220 AM)

TELEVISION ANNOUNCERS:

Bob Neal, Stan Gee (Dumont TV Network)

1ST WESTERN DIVISION

9/3	Los Angeles Dons (60,193) (N).....	W	19-14
9/12	at Buffalo Bills (35,340).....	W	42-13
9/17	at Chicago Rockets (30,874) (N).....	W	28-7
9/26	Chicago Rockets (37,190).....	W	21-10
10/5	at Baltimore Colts (22,359) (N).....	W	14-10
10/10	Brooklyn Dodgers (31,187).....	W	30-17
10/17	Buffalo Bills (28,054).....	W	31-14
10/24	New York Yankees (46,912).....	W	35-7
11/7	Baltimore Colts (32,314).....	W	28-7
11/14	San Francisco 49ers (82,769).....	W	14-7
11/21	at New York Yankees (52,518).....	W	34-21
11/25	at Los Angeles Dons (60,031).....	W	31-14
11/28	at San Francisco 49ers (59,785).....	W	31-28
12/5	at Brooklyn Dodgers (9,821).....	W	31-21

CHAMPIONSHIP

12/19	Buffalo Bills (22,981).....	W	49-7
-------	-----------------------------	---	------

1949: 9-1-2 (Points: 339-171)**COACH:** Paul Brown**1949 USUAL STARTING LINEUPS****OFFENSE**

LE	58	Mac Speedie
LT	46	Lou Groza
LG	36	Ed Ulinski
C	22	Frank Gatski
RG	32	L. Houston, 34 B. Gaudio
RT	44	Lou Rymkus
RE	56	Dante Lavelli
QB	60	Otto Graham
RB	90	E. Jones, 99 B. Boedeker
RB	86	Dub Jones
FB	76	Marion Motley

DEFENSE

LDE	52	G. Young, 53 B. O'Connor
LDT	48	F. Grigg, 42 D. Palmer
MG	30	Bill Willis
RDT	48	F. Grigg, 44 L. Rymkus
RDE	50	J. Yonakor, 59 H. Gillom
LLB	74	Tony Adamle
MLB	38	W. Humble, 35 A. Agase
RLB	20	L. Saban, 23 T. Thompson
LCB	80	Warren Lahr
RCB	82	Tommy James
S	62	Cliff Lewis

RADIO ANNOUNCERS:

Bob Neal, Bill Mayer (WGAR 1220 AM)

TELEVISION ANNOUNCERS:

Bob Neal, Bill Mayer (Dumont TV Network)

1ST WESTERN DIVISION

9/5	at Buffalo Bills (31,839).....	T	28-28
9/11	Baltimore Colts (21,621).....	W	21-0
9/18	New York Yankees (26,312).....	W	14-3
9/25	at Baltimore Colts (36,837).....	W	28-20
10/2	Los Angeles Dons (30,465).....	W	42-7
10/9	at San Francisco 49ers (59,720).....	L	28-56
10/14	at Los Angeles Dons (27,427).....	W	61-14
10/30	San Francisco 49ers (72,189).....	W	30-28
11/6	Chicago Hornets (16,506).....	W	35-2
11/13	Buffalo Bills (22,511).....	T	7-7
11/20	at New York Yankees (50,711).....	W	31-0
11/24	at Chicago Hornets (5,031).....	W	14-6

PLAYOFF

12/4	Buffalo Bills (17,270).....	W	31-21
------	-----------------------------	---	-------

CHAMPIONSHIP

12/11	San Francisco 49ers (22,550).....	W	21-7
-------	-----------------------------------	---	------

1950 (10-2)

COACH: Paul Brown

1950 USUAL STARTING LINEUPS

OFFENSE			DEFENSE		
LE 58	Mac Speedie		LDE 52	George Young	
LT 46	L. Groza, 42 D. Palmer		LDT 48	F. Grigg, 42 D. Palmer	
LG 34	A. Gibson, 38 W. Humble		MG 30	Bill Willis	
C 22	Frank Gatski		RDT 45	John Kissell	
RG 32	Lin Houston		RDE 53	Len Ford	
RT 44	Lou Rymkus		LLB 74	Tony Adame	
RE 56	Dante Lavelli		MLB 38	Weldon Humble	
WR 86	Dub Jones		35	Alex Agase	
QB 60	Otto Graham		RLB 20	Hal Herring	
RB 90	Reum Bumgardner		LCB 80	Warren Lahr	
84	Ken Carpenter		RCB 82	Tommy James	
RB 76	Marion Motley		S 62	C. Lewis, 85 K. Gorgal	

RADIO ANNOUNCERS:

Bob Neal, Don Cordray (WERE 1300 AM)

TELEVISION ANNOUNCERS:

Bob Neal, Bill Mayer (Dumont TV Network)

DATE	RESULT	OPPONENT	ATT
9/16	W, 35-10	at Philadelphia Eagles	71,237
9/24	W, 31-0	at Baltimore Colts	15,201
10/1	L, 0-6	New York Giants	37,647
10/7	W, 30-17	at Pittsburgh Steelers	35,590
10/15	W, 34-24	Chicago Cardinals	33,774
10/22	L, 13-17	at New York Giants	41,734
10/29	W, 45-7	Pittsburgh Steelers	40,714
11/5	W, 10-7	at Chicago Cardinals	38,456
11/12	W, 34-14	San Francisco 49ers	28,786
11/19	W, 20-14	Washington Redskins	21,908
12/3	W, 13-7	Philadelphia Eagles	37,490
12/10	W, 45-21	at Washington Redskins	30,143
		PLAYOFFS	
12/17	W, 8-3	New York Giants	33,054
		NFL CHAMPIONSHIP	
12/24	W, 30-28	Los Angeles Rams	29,751

TEAM STATISTICS		BROWNS	OPPONENT
Total First Downs	199	184	
Rushing	104	96	
Passing	86	71	
Penalty	9	17	
Total Net Yards	3,937	2,963	
Avg. Per Game	328.1	246.9	
Total Plays	717	743	
Avg. Per Play	5.5	4.0	
Net Yards Rushing	2,089	1,573	
Avg. Per Game	174.1	131.1	
Total Rushes	457	451	
Net Yards Passing	1,679	1,390	
Avg. Per Game	139.9	115.8	
Sacked/Yards Lost	0/305	0/191	
Gross Yards	1,984	1,581	
Attempts/Completions	260/139	292/121	
Completion Pct.	53.5%	41.4%	
Had Intercepted	21	31	
Punts/Avg.	66/43.2	69/41.5	
Net Punting Avg.	66/40.0	69/34.7	
Penalties/Yards Lost	104/968	62/554	
Fumbles/Ball Lost	26/12	37/24	
Touchdowns	38	19	
Rushing	20	10	
Passing	15	8	
Returns	3	1	

SCORE BY PERIODS	1ST	2ND	3RD	4TH	OT	TOT
Browns	69	84	57	100	0	310
Opponents	39	35	35	35	0	144

SCORING	RU	PA	ST	DF	PAT	2RU	2PA	FG	SAF	TP
Groza, Lou	0	1	0	0	29/29	0	0	13/19	0	74
Jones, Dub	6	5	0	0	0/0	0	0	0/0	0	66
Graham, Otto	6	0	0	0	0/0	0	0	0/0	0	36

PASSING	ATT	CMP	YDS	PCT	AV/AT	TD	TD%	INT	INT%	LG	TKLD	RATING
Graham, Otto	253	137	1,943	54.2	7.68	14	5.5	20	7.9	80t	0/291	64.7
Lewis, Cliff	4	1	38	25.0	9.50	1	25.0	0	0.0	38t	0/14	106.3
Gillom, Horace	1	1	3	100.0	3.00	0	0.0	0	0.0	3	0/0	79.2
Carpenter, Ken	1	0	0	0.0	0.00	0	0.0	1	100.0	0	0/0	0.0
Groza, Lou	1	0	0	0.0	0.00	0	0.0	0	0.0	0	0/0	39.6
Browns	260	139	1,984	53.5	7.63	15	5.8	21	8.1	80t	0/305	64.0
Opponents	292	121	1,581	41.4	5.41	8	2.7	31	10.6	64	0/191	28.7

* Led NFL

Lavelli, Dante	0	5	0	0	0/0	0	0	0	0/0	0	30
Motley, Marion	3	1	0	0	0/0	0	0	0	0/0	0	24
Phelps, Don	2	0	1	0	0/0	0	0	0	0/0	0	18
Bumgardner, R.	2	1	0	0	0/0	0	0	0	0/0	0	18
Lahr, Warren	0	0	2	0/0	0/0	0	0	0	0/0	0	12
Grigg, Forrest	0	0	0	0	9/9	0	0	0	1/2	0	12
Carpenter, Ken	1	0	0	0	0/0	0	0	0	0/0	0	6
Gillom, Horace	0	1	0	0	0/0	0	0	0	0/0	0	6
Speedie, Mac	0	1	0	0	0/0	0	0	0	0/0	0	6
Kissell, John	0	0	0	0	0/0	0	0	0	0/0	1	2
Browns	20	15	1	2	38/38	0	0	0	14/21	1	310
Opponents	10	8	1	0	18/19	0	0	0	4/11	0	144

RUSHING	NO	YDS	AVG	LG	TD
Motley, Marion	140	810*	5.8	69t	3
Jones, Dub	83	384	4.6	61t	6
Bumgardner, Rex	67	231	3.4	26	2
Graham, Otto	55	145	2.6	20	6
Phelps, Don	39	198	5.1	33	2
Carpenter, Ken	35	181	5.2	61t	1
Cole, Emerson	26	105	4.0	16	0
Moselle, Dom	5	39	7.8	15	0
Adame, Tony	3	8	2.7	3	0
Lewis, Cliff	2	-1	-0.5	2	0
James, Tommy	1	-1	-1.0	-1	0
Humble, Weldon	1	-10	-10.0	-10	0
Browns	457	2,089	4.6	69t	20
Opponents	451	1,573	3.5	48	10

RECEIVING	NO	YDS	AVG	LG	TD
Speedie, Mac	42	548	13.0	45	1
Lavelli, Dante	37	565	15.3	43	5
Jones, Dub	31	458	14.8	80t	5
Motley, Marion	11	151	13.7	41	1
Bumgardner, Rex	9	112	12.4	25t	1
Carpenter, Ken	5	45	9.0	16	0
Gillom, Horace	2	54	27.0	38t	1
Phelps, Don	1	28	28.0	28	0
Groza, Lou	1	23	23.0	23t	1
Browns	139	1,984	14.3	80t	15
Opponents	121	1,581	13.1	64	8

INTERCEPTIONS	NO	YDS	AVG	LG	TD
James, Tommy	9	69	7.7	34	0
Lahr, Warren	8	99	12.4	30t	2
Gorgal, Ken	6	23	3.8	13	0
Martin, Jim	2	15	7.5	14	0
Herring, Hal	2	12	6.0	9	0
Adame, Tony	1	17	17.0	13	0
Agase, Alex	1	14	14.0	14	0
Phelps, Don	1	9	9.0	9	0
Lewis, Cliff	1	4	4.0	4	0
Browns	31	262	8.5	34	2
Opponents	21	262	12.5	41	0

PUNTING	NO	YDS	AVG	IN20	TB	LG	BLK
Gillom, Horace	66	2,849	43.2	0	5	75	1
Browns	66	2,849	43.2	0	5	75	1
Opponents	69	2,864	41.5	0	6	65	0

PUNT RETURNS	NO	FC	YDS	AVG	LG	TD
Phelps, Don	13	0	174	13.4	54t	1
Moselle, Dom	7	0	126	18.0	48	0
Gorgal, Ken	4	0	83	20.8	33	0
Carpenter, Ken	4	0	58	14.5	27	0
James, Tommy	0	0	15	0.0	0	0
Lewis, Cliff	2	0	13	6.5	8	0
Browns	30	0	469	15.6	54t	1
Opponents	32	0	210	6.6	32	0

KICKOFF RETURNS	NO	YDS	AVG	LG	TD
Phelps, Don	12	325	27.1	61	0
Moselle, Dom	5	107	21.4	29	0
Carpenter, Ken	5	98	19.6	25	0
Adame, Tony	4	53	13.3	22	0
Gillom, Horace	3	51	17.0	23	0
Cole, Emerson	1	22	22.0	22	0
Martin, Jim	1	14	14.0	14	0
Rymkus, Lou	1	0	0.0	0	0
Browns	32	670	20.9	61	0
Opponents	43	988	23.0	71	0

1951 (11-1)

COACH: Paul Brown

1951 USUAL STARTING LINEUPS

OFFENSE		DEFENSE	
LE 58	Mac Speedie	LDE 52	George Young
59	H. Gilom	LDT 48	F. Grigg, 42 D. Palmer
LT 46	Lou Groza	MG 30	Bill Willis
LG 34	Abe Gbron	RDT 45	John Kissell
C 22	Frank Gatski	RDE 53	Len Ford
RG 38	Bob Gaudio	LLB 74	Tony Adamle
RT 44	Lou Rymkus	MLG 35	Alex Agase
RE 56	Dante Lavelli	RLB 20	Hal Herring
WR 86	Dub Jones	LCB 80	Warren Lahr
QB 60	Otto Graham	RCB 82	Tommy James
RB 84	Ken Carpenter	S 62	Cliff Lewis
90	Rex Bumgardner		
RB 70	E. Cole, 76 M. Motley		

RADIO ANNOUNCERS:

Bob Neal, Phil McLean (WERE 1300 AM)

TELEVISION ANNOUNCERS:

Bob Neal, Bill Mayer (Dumont TV Network)

DATE	RESULT	OPPONENT	ATT
9/30	L, 10-24	at San Francisco 49ers	52,219
10/7	W, 38-23	at Los Angeles Rams	67,186
10/14	W, 45-0	Washington Redskins	33,968
10/21	W, 17-0	Pittsburgh Steelers	32,409
10/27	W, 14-13	New York Giants	56,947
11/4	W, 34-17	at Chicago Cardinals	19,742
11/11	W, 20-17	Philadelphia Eagles	36,571
11/18	W, 10-0	at New York Giants	52,215
11/25	W, 42-21	Chicago Bears	40,969
12/2	W, 49-28	Chicago Cardinals	30,550
12/9	W, 28-0	at Pittsburgh Steelers	24,229
12/16	W, 24-9	at Philadelphia Eagles	16,263

NFL CHAMPIONSHIP

12/23	L, 17-24	at Los Angeles Rams	57,540
-------	----------	---------------------	--------

TEAM STATISTICS

	BROWNS	OPPONENT
Total First Downs	203	201
Rushing	92	88
Passing	99	81
Penalty	12	32
Total Net Yards	3,847	3,002
Avg. Per Game	320.6	250.2
Total Plays	702	758
Avg. Per Play	5.5	4.0
Net Yards Rushing	1,708	1,454
Avg. Per Game	142.3	121.2
Total Rushes	415	428
Net Yards Passing	1,902	1,548
Avg. Per Game	158.5	129.0
Sacked/Yards Lost	0/371	0/430
Gross Yards	2,273	1,978
Attempts/Completions	271/151	330/151
Completion Pct.	55.7%	45.8%
Had Intercepted	17	22
Punts/Avg.	73/45.5	69/38.8
Net Punting Avg.	73/40.8	69/36.5
Penalties/Yards Lost	117/1,017	59/505
Fumbles/Ball Lost	25/18	35/29
Touchdowns	43	20
Rushing	20	8
Passing	18	10
Returns	5	2

SCORE BY PERIODS

	1ST	2ND	3RD	4TH	OT	TOT
Browns	80	79	100	72	0	331
Opponents	34	19	44	55	0	152

SCORING

	RU	PA	ST	DF	PAT	ZRU	ZPA	FG	SAF	TP
Groza, Lou	0	0	0	0	43/43	0	0	10/23	0	73
Jones, Dub	7	5	0	0	0/0	0	0	0/0	0	72
Carpenter, K.	4	2	0	0	0/0	0	0	0/0	0	36
Lavelli, Dante	0	6	0	0	0/0	0	0	0/0	0	36

PASSING	ATT	CMP	YDS	PCT	AV/AT	TD	TD%	INT	INT%	LG	TKLD	RATING
Graham, Otto	265	147	2,205	55.5	8.32	17	6.4	16	6.0	81t	0/371	79.2
Lewis, Cliff	6	4	68	66.7	11.33	1	16.7	1	16.7	20	0/0	104.9
Browns	271	151	2,273	55.7	8.39	18	6.6	17	6.3	81t	0/371	79.5
Opponents	330	151	1,978	45.8	5.99	10	3.0	22	6.7	61	0/430	47.5

* Led NFL

Graham, Otto	3	0	0	1	0/0	0	0	0/0	0	24
Speedie, Mac	0	3	0	0	0/0	0	0	0/0	0	18
Taseff, Carl	2	0	0	0	0/0	0	0	0/0	0	12
Bumgardner, R.	1	1	0	0	0/0	0	0	0/0	0	12
Lahr, Warren	0	0	0	2	0/0	0	0	0/0	0	12
Oristaglio, B.	0	1	0	0	0/0	0	0	0/0	0	6
Young, George	0	0	0	1	0/0	0	0	0/0	0	6
Gilom, Horace	0	0	1	0	0/0	0	0	0/0	0	6
Motley, Marion	1	0	0	0	0/0	0	0	0/0	0	6
Phelps, Don	1	0	0	0	0/0	0	0	0/0	0	6
Cole, Emerson	1	0	0	0	0/0	0	0	0/0	0	6
Browns	20	18	1	4	43/43	0	0	0	0	331
Opponents	8	10	2	0	18/20	0	0	0	0	152

RUSHING	NO	YDS	AVG	LG	TD
Jones, Dub	104	492	4.7	43t	7
Carpenter, Ken	85	402	4.7	30	4
Motley, Marion	61	273	4.5	26	1
Cole, Emerson	46	252	5.5	23	1
Bumgardner, Rex	45	126	2.8	20	1
Graham, Otto	35	29	0.8	12	3
Phelps, Don	16	65	4.1	16	1
Taseff, Carl	13	49	3.8	15	2
Jagade, Harry	7	30	4.3	22	0
Lewis, Cliff	3	-10	-3.3	1	0
Browns	415	1,708	4.1	43t	20
Opponents	428	1,454	3.4	35	8

RECEIVING	NO	YDS	AVG	LG	TD
Lavelli, Dante	43	586	13.6	47	6
Speedie, Mac	34	589	17.3	51	3
Jones, Dub	30	570	19.0	81t	5
Carpenter, Ken	12	183	15.3	45t	2
Gilom, Horace	11	164	14.9	24	0
Motley, Marion	10	52	5.2	34	0
Bumgardner, Rex	5	61	12.2	19	1
Cole, Emerson	4	30	7.5	17	0
Oristaglio, Bob	1	20	20.0	20t	1
Taseff, Carl	1	18	18.0	18	0
Browns	151	2,273	15.1	81t	18
Opponents	151	1,978	13.1	61	10

INTERCEPTIONS	NO	YDS	AVG	LG	TD
Lahr, Warren	5	95	19.0	29	2
Lewis, Cliff	5	46	9.2	20	0
Shula, Don	4	23	5.8	16	0
Thompson, Tommy	2	23	11.5	17	0
Agase, Alex	2	7	3.5	6	0
James, Tommy	2	1	0.5	1	0
Herring, Hal	1	28	28.0	28	0
Adamle, Tony	1	12	12.0	8	0
Browns	22	235	10.7	29	2
Opponents	17	95	5.6	36	1

PUNTING	NO	YDS	AVG	IN20	TB	LG	BLK
Gilom, Horace	73	3,321	45.5*	0	8	66	0
Browns	73	3,321	45.5	0	8	66	0
Opponents	69	2,746	39.8	0	3	75	1

PUNT RETURNS	NO	FC	YDS	AVG	LG	TD
Carpenter, Ken	14	0	173	12.4	49	0
Lewis, Cliff	14	0	48	3.4	11	0
Taseff, Carl	1	0	6	6.0	6	0
Phelps, Don	1	0	3	3.0	3	0
Browns	30	0	230	7.7	49	0
Opponents	49	0	340	6.9	30	0

KICKOFF RETURNS	NO	YDS	AVG	LG	TD
Carpenter, Ken	9	196	21.8	48	0
Bumgardner, Rex	3	75	25.0	33	0
Phelps, Don	3	66	22.0	25	0
Taseff, Carl	3	56	18.7	20	0
Jagade, Harry	2	36	18.0	19	0
Cole, Emerson	2	28	14.0	20	0
Gilom, Horace	2	25	12.5	15	0
Gaudio, Bob	1	8	8.0	8	0
Shula, Don	1	6	6.0	6	0
Gibron, Abe	1	0	0.0	0	0
Browns	27	496	18.4	48	0
Opponents	34	763	22.4	41	0

1952 (8-4)

COACH: Paul Brown

1952 USUAL STARTING LINEUPS

OFFENSE			DEFENSE	
LE 88	Mac Speedie		LDE 82	George Young
LT 76	Lou Groza		LDT 74	Bob Gain
LG 64	Abe Gbron		MG 60	Bill Willis
C 52	Frank Gatski		RDT 72	Derrrell Palmer
RG 62	Lin Houston		RDE 80	Len Ford
65	Joe Skibinski		LLB 34	Walt Michaels
RT 78	John Sandusky		MLB 54	Tommy Thompson
RE 83	Darrel Brewster		RLB 50	Hal Herring
WR 40	Dub Jones		RCE 42	Tommy James
QB 14	Otto Graham		44	Don Shula
RB 22	Rex Bumgardner		LCB 24	Warren Lahr
RB 36	Marion Motley		S 15	Bert Rechichar

RADIO ANNOUNCERS:

Ken Coleman, Bob Bousma (WTAM 1100 AM)

TELEVISION ANNOUNCERS:

Don Wattrick, Lou Saban (WXEL-Channel 9)

DATE	RESULT	OPPONENT	ATT
09/28	W, 37-7	Los Angeles Rams	57,832
10/4	W, 21-20	at Pittsburgh Steelers	27,923
10/12	L, 9-17	New York Giants	51,858
10/19	W, 49-7	at Philadelphia Eagles	27,874
10/26	W, 19-15	Washington Redskins	32,496
11/2	L, 6-17	at Detroit Lions	56,029
11/9	W, 28-13	Chicago Cardinals	34,097
11/16	W, 29-28	Pittsburgh Steelers	34,973
11/23	L, 20-28	Philadelphia Eagles	28,948
11/30	W, 48-24	at Washington Redskins	22,679
12/7	W, 10-0	at Chicago Cardinals	24,541
12/14	L, 34-37	at New York Giants	41,610

NFL CHAMPIONSHIP

12/28	L, 7-17	Detroit Lions	50,934
-------	---------	---------------	--------

TEAM STATISTICS

	BROWNS	OPPONENT
Total First Downs	228	186
Rushing	105	78
Passing	119	95
Penalty	4	13
Total Net Yards	4,551	3,075
Avg. Per Game	379.3	256.3
Total Plays	786	759
Avg. Per Play	5.8	4.1
Net Yards Rushing	1,784	1,386
Avg. Per Game	148.7	115.5
Total Rushes	391	411
Net Yards Passing	2,566	1,689
Avg. Per Game	213.8	140.8
Sacked/Yards Lost	0/273	0/339
Gross Yards	2,839	2,028
Attempts/Completions	374/184	348/141
Completion Pct.	49.2%	40.5%
Had Intercepted	26	22
Punts/Avg.	61/45.7	84/40.6
Net Punting Avg.	61/40.7	84/35.7
Penalties/Yards Lost	85/744	46/425
Fumbles/Ball Lost	21/11	23/14
Touchdowns	36	29
Rushing	12	11
Passing	22	17
Returns	2	1

SCORE BY PERIODS	1ST	2ND	3RD	4TH	OT	TOT
Browns	81	62	108	59	0	310
Opponents	47	53	42	71	0	213

SCORING	RU	PA	ST	DF	PAT	2RU	2PA	FG	SAF	TP
Groza, Lou	0	0	0	0	32/32	0	0	19/33	0	89
Jones, Dub	2	4	0	0	0/0	0	0	0/0	0	36
Carpenter, K.	3	1	1	0	0/0	0	0	0/0	0	30
Speedie, Mac	0	5	0	0	0/0	0	0	0/0	0	30
Lavelli, Dante	0	4	0	0	0/0	0	0	0/0	0	24
Graham, Otto	4	0	0	0	0/0	0	0	0/0	0	24

PASSING	ATT	CMP	YDS	PCT	AVIAT	TD	TD%	INT	INT%	LG	TKLD	RATING
Graham, Otto	364	181	2,816	49.7	7.74	20 ^A	5.5	24	6.6	68t	0/242	66.6
Ratterman, George	6	2	20	33.3	3.33	1	16.7	2	33.3	11t	0/18	43.8
Jones, Dub	2	1	3	50.0	1.50	1	50.0	0	0.0	3t	0/13	95.8
Motley, Marion	2	0	0	0.0	0.00	0	0.0	0	0.0	0	0/0	39.6
Browns	374	184	2,839	49.2	7.59	22	5.9	26	7.0	68t	0/273	65.4
Opponents	348	141	2,028	40.5	5.83	17	4.9	22	6.3	70t	0/339	50.1

* Led NFL
^ Tied NFL Lead

Howard, Sherman	0	3	0	0	0/0	0	0	0/0	0	18	
Jagade, Harry	2	1	0	0	0/0	0	0	0/0	0	18	
Motley, Marion	1	2	0	0	0/0	0	0	0/0	0	18	
Ford, Len	0	0	0	1	0/0	0	0	0/0	0	6	
Brewster, Darrel	0	1	0	0	0/0	0	0	0/0	0	6	
Gillum, Horace	0	1	0	0	0/0	0	0	0/0	0	6	
Gain, Bob	0	0	0	0	3/3	0	0	0/0	0	3	
Young, George	0	0	0	0	0/0	0	0	0/0	1	2	
Team	0	0	0	0	0/1	0	0	0/0	0	0	
Browns	12	22	1	1	35/36	0	0	0	19/33	1	310
Opponents	11	17	1	0	25/29	0	0	0	4/11	1	213

RUSHING	NO	YDS	AVG	LG	TD
Motley, Marion	104	444	4.3	59	1
Carpenter, Ken	72	408	5.7	37	3
Jones, Dub	65	270	4.2	35	2
Jagade, Harry	57	373	6.5	30	2
Graham, Otto	39	128	3.3	21	4
Howard, Sherman	34	95	2.8	22	0
Renfro, Ray	10	26	2.6	11	0
Bumgardner, Rex	9	38	4.2	24	0
Ratterman, George	1	2	2.0	2	0
Browns	391	1,784	4.6	59	12
Opponents	411	1,386	3.4	69	11

RECEIVING	NO	YDS	AVG	LG	TD
Speedie, Mac	62*	911	14.7	50	5
Jones, Dub	43	651	15.1	63t	4
Lavelli, Dante	21	336	16.0	41	4
Carpenter, Ken	16	136	8.5	41t	1
Motley, Marion	13	213	16.4	68t	2
Howard, Sherman	11	219	19.9	57t	3
Jagade, Harry	9	203	22.6	47t	1
Brewster, Darrel	4	117	29.3	47t	1
Gillum, Horace	4	45	11.3	21	1
Renfro, Ray	1	8	8.0	8	0
Browns	184	2,839	15.4	68t	22
Opponents	141	2,028	14.4	70t	17

INTERCEPTIONS	NO	YDS	AVG	LG	TD
Rechichar, Bert	6	79	13.2	25	0
Lahr, Warren	5	51	10.2	14	0
James, Tommy	4	40	10.0	18	0
Michaels, Walt	4	26	6.5	7	0
Bumgardner, Rex	2	33	16.5	33	0
Thompson, Tommy	1	21	21.0	21	0
Browns	22	250	11.4	33	0
Opponents	26	389	15.0	46	1

PUNTING	NO	YDS	AVG	IN20	TB	LG	BLK
Gillum, Horace	61	2,787	45.7*	0	6	73	1
Browns	61	2,787	45.7	0	6	73	1
Opponents	84	3,408	40.6	0	3	60	0

PUNT RETURNS	NO	FC	YDS	AVG	LG	TD
Renfro, Ray	22	0	169	7.7	34	0
Carpenter, Ken	10	0	139	13.9	54t	1
Rechichar, Bert	8	0	47	5.9	16	0
Bumgardner, Rex	10	0	35	3.5	10	0
PHELPS, DON	5	0	15	3.0	10	0
Skibinski, Joe	0	0	5	0.0	5	0
Browns	55	0	410	7.5	54t	1
Opponents	39	0	307	7.9	38	0

KICKOFF RETURNS	NO	YDS	AVG	LG	TD
Carpenter, Ken	11	234	21.3	40	0
Renfro, Ray	8	130	16.3	26	0
Bumgardner, Rex	5	89	17.8	21	0
Cole, Emerson	4	71	17.8	22	0
Rechichar, Bert	4	70	17.5	19	0
Motley, Marion	3	88	29.3	35	0
Jagade, Harry	3	58	19.3	21	0
Sharkey, Ed	2	24	12.0	15	0
Howard, Sherman	1	22	22.0	22	0
Michaels, Walter	1	16	16.0	16	0
Brewster, Darrel	1	11	11.0	11	0
Gillum, Horace	1	9	9.0	7	0
Skibinski, Joe	1	8	8.0	8	0
Gain, Bob	1	0	0.0	0	0
Gibron, Abe	1	0	0.0	0	0
Browns	47	830	17.7	40	0
Opponents	47	1,107	23.6	43	0

1953 (11-1)

COACH: Paul Brown

1953 USUAL STARTING LINEUPS

OFFENSE

LE 88	Darrel Brewster
LT 76	Lou Groza
LG 64	Abe Gibron
C 52	Frank Gatski
RG 65	Chuck Noll
RT 78	John Sandusky
RE 86	Dante Lavelli
RHB 40	D. Jones, 46 B. Reynolds
QB 14	Otto Graham
FB 32	H. Jagade, 36 M. Motley
LHB 20	K. Carpenter, 26 R. Renfro

DEFENSE

LDE 83	Doug Atkins
LDT 70	Don Colo
MG 60	Bill Willis
RDT 72	Derrell Palmer
ROE 80	Len Ford
LLB 34	Walt Michaels
RLB 54	Tommy Thompson
LCB 24	Warren Lahr
RCB 42	Tommy James
LS 15	Ken Gorgal
RS 22	Ken Konz

RADIO ANNOUNCERS:

Ken Coleman, Bob Bousma (WTAM 1100 AM)

TELEVISION ANNOUNCERS:

Bill McColgan, John Fitzgerald (WXEL-Channel 9)

DATE	RESULT	OPPONENT	ATT
9/27	W, 27-0	at Green Bay Packers	22,604
10/4	W, 27-7	at Chicago Cardinals	24,374
10/10	W, 37-13	Philadelphia Eagles	45,802
10/18	W, 30-14	at Washington Redskins	33,963
10/25	W, 7-0	at New York Giants	30,773
11/1	W, 27-3	Washington Redskins	47,845
11/8	W, 34-16	Pittsburgh Steelers	35,592
11/15	W, 23-21	San Francisco 49ers	60,698
11/22	W, 20-16	at Pittsburgh Steelers	32,904
11/29	W, 27-16	Chicago Cardinals	24,499
12/6	W, 62-14	New York Giants	40,235
12/13	L, 27-42	at Philadelphia Eagles	38,654

NFL CHAMPIONSHIP

12/27	L, 16-17	at Detroit Lions	54,577
-------	----------	------------------	--------

TEAM STATISTICS

	BROWNS	OPPONENT
Total First Downs	213	206
Rushing	79	89
Passing	122	101
Penalty	12	16
Total Net Yards	4,534	3,575
Avg. Per Game	377.8	297.9
Total Plays	682	763
Avg. Per Play	6.6	4.7
Net Yards Rushing	1,577	1,560
Avg. Per Game	131.4	130.0
Total Rushes	379	374
Net Yards Passing	2,814	2,015
Avg. Per Game	234.5	167.9
Sacked/Yards Lost	0/245	0/256
Gross Yards	3,059	2,271
Attempts/Completions	303/191	389/164
Completion Pct.	63.0%	42.2%
Had Intercepted	9	25
Punts/Avg.	63/43.8	72/40.8
Net Punting Avg.	63/41.3	72/38.3
Penalties/Yards Lost	86/680	40/335
Fumbles/Ball Lost	27/15	25/16
Touchdowns	40	22
Rushing	20	11
Passing	16	10
Returns	4	1

SCORE BY PERIODS

	1ST	2ND	3RD	4TH	OT	TOT
Browns	67	121	61	99	0	348
Opponents	31	45	42	44	0	162

SCORING

	RU	PA	ST	DF	PAT	2RU	2PA	FG	SAF	TP	
Groza, Lou	0	0	0	0	39/40	0	0	0	23/26	0	108
Renfro, Ray	4	4	1	0	0/0	0	0	0	0/0	0	54
Lavelli, Dante	0	6	0	0	0/0	0	0	0	0/0	0	36

Graham, Otto	6	0	0	0	0/0	0	0	0	0/0	0	36
Carpenter, K.	3	2	0	0	0/0	0	0	0	0/0	0	30
Brewster, Dd	0	4	0	0	0/0	0	0	0	0/0	0	24
Jagade, Harry	4	0	0	0	0/0	0	0	0	0/0	0	24
Reynolds, Billy	3	0	0	0	0/0	0	0	0	0/0	0	18
Helluin, F.	0	0	0	1	0/0	0	0	0	0/0	0	6
James, Tommy	0	0	0	1	0/0	0	0	0	0/0	0	6
Michaels, Walt	0	0	0	1	0/0	0	0	0	0/0	0	6
Browns	20	16	1	3	39/40	0	0	0	23/26	0	348
Opponents	11	10	1	0	20/22	0	0	0	2/13	2	162

RUSHING

	NO	YDS	AVG	LG	TD
Jagade, Harry	86	344	4.0	23	4
Reynolds, Billy	72	313	4.3	16	3
Renfro, Ray	60	352	5.9	58	4
Carpenter, Ken	46	195	4.2	30	3
Graham, Otto	43	143	3.3	21	6
Motley, Marion	32	161	5.0	34	0
Jones, Dub	31	28	0.9	10	0
Howard, Sherman	7	42	6.0	34	0
Ratterman, George	2	6	3.0	3	0
Gibron, Abe	0	-7	0.0	0	0
Browns	379	1,577	4.2	58	20
Opponents	374	1,560	4.2	56	11

RECEIVING

	NO	YDS	AVG	LG	TD
Lavelli, Dante	45	783	17.4	55	6
Renfro, Ray	39	722	18.5	70	4
Brewster, Darrel	32	632	19.8	45	4
Jones, Dub	24	373	15.5	58	0
Jagade, Harry	20	193	9.6	37	0
Reynolds, Billy	9	120	13.3	55	0
Carpenter, Ken	9	109	12.1	32	2
Gillom, Horace	7	80	11.4	23	0
Motley, Marion	6	47	7.8	23	0
Browns	191	3,059	16.0	70	16
Opponents	164	2,271	13.8	77	10

INTERCEPTIONS

	NO	YDS	AVG	LG	TD
Lahr, Warren	5	119	23.8	42	0
James, Tommy	5	21	4.2	11	0
Konz, Ken	5	15	3.0	9	0
Gorgal, Ken	4	25	6.3	19	0
Thompson, Tommy	2	13	6.5	8	0
Michaels, Walt	1	34	34.0	34	1
Catlin, Tom	1	16	16.0	16	0
Howard, Sherman	1	3	3.0	3	0
Ford, Len	1	0	0.0	0	0
Browns	25	246	9.8	42	1
Opponents	9	94	10.4	28	1

PUNTING

	NO	YDS	AVG	IN20	TB	LG	BLK
Gillom, Horace	63	2,760	43.8	0	4	67	0
Browns	63	2,760	43.8	0	4	67	0
Opponents	72	2,934	40.8	0	5	61	0

PUNT RETURNS

	NO	FC	YDS	AVG	LG	TD
Reynolds, Billy	18	0	111	6.2	28	0
Renfro, Ray	17	0	53	3.1	16	0
Jones, Dub	1	0	7	7.0	7	0
Konz, Ken	1	0	4	4.0	4	0
Carpenter, Ken	6	0	0	0.0	0	0
Browns	43	0	175	4.1	28	0
Opponents	35	0	156	4.5	17	0

KICKOFF RETURNS

	NO	YDS	AVG	LG	TD
Carpenter, Ken	16	367	22.9	40	0
Reynolds, Billy	4	74	18.5	21	0
Motley, Marion	3	60	20.0	22	0
Michaels, Walt	2	40	20.0	22	0
Steinbrunner, Don	1	23	23.0	23	0
Donaldson, Gene	1	7	7.0	7	0
Howard, Sherman	1	6	6.0	6	0
Noll, Chuck	1	2	2.0	2	0
Young, George	1	0	0.0	0	0
Browns	30	579	19.3	40	0
Opponents	46	1,114	24.2	49	0

	PASSING	ATT	CMP	YDS	PCT	AV/AT	TD	TD%	INT	INT%	LG	TKLD	RATNG
Graham, Otto	258	167	2,722*	64.7	10.55	11	4.3	9	3.5	7.0	0/245	99.7	
Ratterman, George	41	23	325	56.1	7.93	4	9.8	0	0.0	45	0/0	114.4	
Renfro, Ray	3	1	36	33.3	12.00	1	33.3	0	0.0	36	0/0	119.4	
Jones, Dub	1	0	0	0.0	0.00	0	0.0	0	0.0	0	0/0	39.6	
Browns	303	191	3,083	63.0	10.17	16	5.3	9	3.0	7.0	0/245	102.2	
Opponents	389	164	2,271	42.2	5.84	10	2.6	25	6.4	77	0/256	43.3	

* Led NFL

1954 (9-3)

COACH: Paul Brown

1954 USUAL STARTING LINEUPS

OFFENSE			DEFENSE		
LE 88	Darrel Brewster	LDE 82	Carlton Massey	LT 76	Lou Groza
LG 64	Abe Gibrini	LDL 72	John Kissell	C 52	Frank Gatski
RT 78	John Sandusky	RDT 70	Mike McCormack	RG 60	H. Bradley, 65 C. Noll
RE 86	Dante Lavelli	RDE 80	Len Ford	RB 26	R. Renfro, 44 C. Hanulak
QB 14	Otto Graham	LLB 50	Tom Catlin	QB 14	Otto Graham
RB 46	B. Reynolds, 40 D. Jones	RLB 34	Walt Michaels	RB 30	M. Bassett, 32 F. Morrison
RB 30	M. Bassett, 32 F. Morrison	LCB 24	Warren Lahr		
		RCB 20	Don Paul		
		LS 15	Ken Gorgal		
		RS 42	Tommy James		

RADIO ANNOUNCERS:
Bill McColgan, Bill Mayer (WGAR 1220 AM)

TELEVISION ANNOUNCERS:
Ken Coleman (WJW-Channel 8)

DATE	RESULT	OPPONENT	ATT
9/26	L, 10-28	at Philadelphia Eagles	26,546
10/10	W, 31-7	Chicago Cardinals	24,101
10/17	L, 27-55	at Pittsburgh Steelers	33,262
10/24	W, 35-3	at Chicago Cardinals	23,823
10/31	W, 24-14	New York Giants	30,448
11/7	W, 62-3	Washington Redskins	25,158
11/14	W, 39-10	at Chicago Bears	48,773
11/21	W, 6-0	Philadelphia Eagles	41,537
11/28	W, 16-7	at New York Giants	45,936
12/5	W, 34-14	at Washington Redskins	21,761
12/12	W, 42-7	Pittsburgh Steelers	28,064
12/19	L, 10-14	Detroit Lions	34,168

NFL CHAMPIONSHIP

12/26	W, 56-10	Detroit Lions	43,827
-------	----------	---------------	--------

TEAM STATISTICS	BROWNS	OPPONENT
Total First Downs	238	147
Rushing	113	56
Passing	112	73
Penalty	13	18
Total Net Yards	4,238	2,658
Avg. Per Game	353.2	221.5
Total Plays	771	672
Avg. Per Play	5.5	4.0
Net Yards Rushing	1,793	1,050
Avg. Per Game	149.4	87.5
Total Rushes	476	372
Net Yards Passing	2,331	1,608
Avg. Per Game	194.3	134.0
Sacked/Yards Lost	0/226	0/176
Gross Yards	2,557	1,784
Attempts/Completions	295/174	300/126
Completion Pct.	59.0%	42.0%
Had Intercepted	22	23
Punts/Avg.	52/42.9	84/40.1
Net Punting Avg.	52/40.4	84/36.3
Penalties/Yards Lost	83/796	58/608
Fumbles/Ball Lost	25/17	26/19
Touchdowns	41	22
Rushing	23	4
Passing	14	15
Returns	4	3

SCORE BY PERIODS	1ST	2ND	3RD	4TH	OT	TOT
Browns	92	95	88	61	0	336
Opponents	17	54	42	49	0	162

SCORING	RU	PA	ST	DF	PAT	2RU	2PA	FG	SAF	TP
Groza, Lou	0	0	0	0	37/38	0	0	16/24	0	85
Graham, Otto	8	0	0	0	0/0	0	0	0/0	0	48
Lavelli, Dante	0	7	0	0	0/0	0	0	0/0	0	42
Bassett, M.	6	0	0	0	0/0	0	0	0/0	0	36

Brewster, D.	0	4	0	0	0/0	0	0	0/0	0	24
Hanulak, Chet	4	0	0	0	0/0	0	0	0/0	0	24
Konz, Ken	0	0	2	3/3	0	0	0	0/0	0	15
Jones, Dub	0	2	0	0	0/0	0	0	0/0	0	12
Reynolds, Billy	2	0	0	0	0/0	0	0	0/0	0	12
Morrison, Fred	2	0	0	0	0/0	0	0	0/0	0	12
Renfro, Ray	0	1	0	0	0/0	0	0	0/0	0	6
Lahr, Warren	0	0	1	0/0	0	0	0	0/0	0	6
Ratterman, George	1	0	0	0	0/0	0	0	0/0	0	6
Gorgal, Ken	0	0	0	1	0/0	0	0	0/0	0	6
Ford, Len	0	0	0	0	0/0	0	0	0/0	1	2
Browns	23	14	0	4	40/41	0	0	16/24	1	336
Opponents	4	15	3	0	21/22	0	0	3/9	0	162

RUSHING	NO	YDS	AVG	LG	TD
Bassett, Maurice	144	588	4.1	22	6
Reynolds, Billy	64	180	2.8	33	2
Graham, Otto	63	114	1.8	14	8
Hanulak, Chet	59	296	5.0	24	4
Morrison, Fred	54	234	4.3	26	2
Jones, Dub	51	231	4.5	24	0
Renfro, Ray	29	151	5.2	35	0
Ratterman, George	8	-13	-1.6	2	1
Lahr, Warren	3	18	6.0	14	0
James, Tommy	1	-6	-6.0	-6	0
Browns	476	1,793	3.8	35	23
Opponents	372	1,050	2.8	47	4

RECEIVING	NO	YDS	AVG	LG	TD
Lavelli, Dante	47	802	17.1	64	7
Brewster, Darrel	42	676	16.1	57	4
Bassett, Maurice	20	205	10.3	33	0
Jones, Dub	19	347	18.3	48t	2
Renfro, Ray	13	228	17.5	64t	1
Morrison, Fred	12	81	6.8	16	0
Reynolds, Billy	10	76	7.6	22	0
Hanulak, Chet	6	80	13.3	22	0
Gillom, Horace	5	62	12.4	24	0
Browns	174	2,557	14.7	64t	14
Opponents	126	1,784	14.2	83t	15

INTERCEPTIONS	NO	YDS	AVG	LG	TD
Konz, Ken	7	133	19.0	54t	2
Lahr, Warren	5	44	8.8	27t	1
James, Tommy	4	57	14.3	36	0
Paul, Don	3	42	14.0	23	0
Gorgal, Ken	1	53	53.0	53t	1
Michaels, Walt	1	20	20.0	20	0
McCormack, Mike	1	14	14.0	14	0
Catlin, Tom	1	6	6.0	6	0
Browns	23	369	16.0	54t	4
Opponents	22	368	16.7	81t	2

PUNTING	NO	YDS	AVG	IN20	TB	LG	BLK
Gillom, Horace	52	2,230	42.9	0	4	80	0
Browns	52	2,230	42.9	0	4	80	0
Opponents	84	3,371	40.1	0	2	70	0

PUNT RETURNS	NO	FC	YDS	AVG	LG	TD
Reynolds, Billy	25	0	138	5.5	39	0
Hanulak, Chet	27	0	92	3.4	43	0
Paul, Don	1	0	57	57.0	57	0
Konz, Ken	7	0	37	5.3	13	0
Gorgal, Ken	1	0	0	0.0	0	0
Browns	61	0	324	5.3	57	0
Opponents	38	0	128	3.4	48t	1

KICKOFF RETURNS	NO	YDS	AVG	LG	TD
Reynolds, Billy	14	413	29.5*	51	0
Hanulak, Chet	9	213	23.7	30	0
Konz, Ken	2	53	26.5	28	0
Paul, Don	1	31	31.0	31	0
Renfro, Ray	1	24	24.0	24	0
Bassett, Maurice	1	20	20.0	20	0
Gorgal, Ken	1	11	11.0	11	0
Massey, Carlton	1	10	10.0	10	0
Morrison, Fred	1	8	8.0	8	0
Browns	31	783	25.3	51	0
Opponents	51	1,064	20.9	50	0

PASSING	ATT	CMP	YDS	PCT	AVIAT	TD	TD%	INT	INT%	LG	TKLD	RATING
Graham, Otto	240	142	2,092	59.2	8.72	11	4.6	17	7.1	64t	0/197	73.5
Ratterman, George	53	32	465	60.4	8.77	3	5.7	3	5.7	48t	0/18	84.2
Renfro, Ray	1	0	0	0.0	0.00	0	0.0	1	100.0	0	0/0	0.0
Lahr, Warren	1	0	0	0.0	0.00	0	0.0	1	100.0	0	0/0	0.0
Jones, Dub	0	0	0	0.0	0.00	0	0.0	0	0.0	0	0/11	39.6
Browns	295	174	2,557	59.0	8.67	14	4.7	22	7.5	64t	0/226	72.1
Opponents	300	126	1,784	42.0	5.95	15	5.0	23	7.7	83t	0/176	46.6

* Led NFL

1955 (9-2-1)

COACH: Paul Brown

1955 USUAL STARTING LINEUPS

OFFENSE		DEFENSE	
LE 88	Darrel Brewster	LDE 82	Carlton Massey
LT 76	Lou Groza	LDT 72	John Kissell
LG 64	Abe Gbron	MG 79	Bob Gain
C 52	Frank Gatski	RTD 70	Don Colto
RG 60	Harold Bradley	RDE 80	Len Ford
RT 74	Mike McCormack	LLB 65	Chuck Noll
RE 86	Dante Lavelli	RLB 34	Walt Michaels
WR 26	Ray Renfro	LCB 24	Warren Lahr
QB 14	Otto Graham	RCB 20	Don Paul
RB 32	F. Morrison, 40 D. Jones	LS 22	Ken Konz
RB 36	Ed Modzelewski	RS 42	Tommy James
	30 Maurice Bassett		

RADIO ANNOUNCERS:

Bill McColgan, Jim Graner (WTAM 1100 AM)

TELEVISION ANNOUNCERS:

Ken Coleman (WJW-Channel 8)

DATE	RESULT	OPPONENT	ATT
9/25	L, 17-27	Washington Redskins	30,041
10/2	W, 38-3	at San Francisco 49ers	46,150
10/9	W, 21-17	Philadelphia Eagles	43,974
10/16	W, 24-14	at Washington Redskins	29,168
10/23	W, 41-10	Green Bay Packers	51,482
10/30	W, 26-20	at Chicago Cardinals	29,471
11/6	W, 24-14	New York Giants	46,524
11/13	L, 17-33	at Philadelphia Eagles	39,303
11/20	W, 41-14	Pittsburgh Steelers	53,509
11/27	T, 35-35	at New York Giants	45,699
12/4	W, 30-7	at Pittsburgh Steelers	31,101
12/11	W, 35-24	Chicago Cardinals	25,914

NFL CHAMPIONSHIP

DATE	RESULT	OPPONENT	ATT
12/26	W, 38-14	at Los Angeles Rams	87,695

TEAM STATISTICS

	BROWNS	OPPONENT
Total First Downs	224	171
Rushing	111	65
Passing	98	83
Penalty	15	23
Total Net Yards	3,978	2,841
Avg. Per Game	331.5	236.8
Total Plays	768	674
Avg. Per Play	5.2	4.2
Net Yards Rushing	2,020	1,189
Avg. Per Game	168.3	99.1
Total Rushes	536	351
Net Yards Passing	1,950	1,652
Avg. Per Game	162.5	137.7
Sacked/Yards Lost	0/275	0/123
Gross Yards	2,225	1,775
Attempts/Completions	234/130	323/126
Completion Pct.	55.6%	39.0%
Had Intercepted	11	25
Punts/Avg.	58/41.2	71/39.2
Net Punting Avg.	58/38.0	71/34.4
Penalties/Yards Lost	64/603	58/560
Fumbles/Ball Lost	27/17	21/15
Touchdowns	45	29
Rushing	20	9
Passing	21	15
Returns	4	5

SCORE BY PERIODS	1ST	2ND	3RD	4TH	OT	TOT
Browns	72	96	91	90	0	349
Opponents	46	67	39	66	0	218

SCORING	RU	PA	ST	DF	PAT	2RU	2PA	FG	SAF	TP
Groza, Lou	0	0	0	0	44/45	0	0	11/22	0	77
Modzelewski, E.	6	2	0	0	0/0	0	0	0/0	0	48
Renfro, Ray	0	8	0	0	0/0	0	0	0/0	0	48
Brewster, D.	0	6	0	0	0/0	0	0	0/0	0	36

PASSING	ATT	CMP	YDS	PCT	AV/AT	TD	TD%	INT	INT%	LG	TKLD	RATING
Graham, Otto	185	98	1,721*	53.0	9.30	15	8.1	8	4.3	61t	0/241	94.0
Ratterman, George	47	32	504	68.1	10.72	6	12.8	3	6.4	35	0/34	116.5
Renfro, Ray	2	0	0	0.0	0.00	0	0.0	0	0.0	0	0/0	39.6
Browns	234	130	2,225	55.6	9.51	21	9.0	11	4.7	61t	0/275	98.3
Opponents	323	126	1,775	39.0	5.50	15	4.6	25	7.7	71t	0/123	40.7

Graham, Otto	6	0	0	0	0/0	0	0	0/0	0	36
Lavelli, Dante	0	4	0	0	0/0	0	0	0/0	0	24
Bassett, M.	3	0	0	0	0/0	0	0	0/0	0	18
Morrison, Fred	3	0	0	0	0/0	0	0	0/0	0	18
Noll, Chuck	0	0	0	1	0/0	0	0	0/0	1	8
Jones, Dub	0	1	0	0	0/0	0	0	0/0	0	6
Smith, Robert	1	0	0	0	0/0	0	0	0/0	0	6
Konz, Ken	0	0	0	1	0/0	0	0	0/0	0	6
Paul, Don	0	0	1	0	0/0	0	0	0/0	0	6
Ratterman, G.	1	0	0	0	0/0	0	0	0/0	0	6
Michaels, W.	0	0	0	1	0/0	0	0	0/0	0	6
Browns	20	21	1	3	44/45	0	0	11/22	1	349
Opponents	9	15	5	0	23/29	0	0	7/15	0	218

RUSHING

	NO	YDS	AVG	LG	TD
Modzelewski, Ed	185	619	3.3	25	6
Morrison, Fred	156	824	5.3	56	3
Graham, Otto	68	141	2.1	36	6
Bassett, Maurice	38	174	4.6	30t	3
Smith, Robert	37	142	3.8	31t	1
Renfro, Ray	29	90	3.1	14	0
Jones, Dub	10	44	4.4	13	0
Ratterman, George	6	8	1.3	10	1
Petibon, John	3	10	3.3	7	0
Ford, Henry	2	1	0.5	1	0
James, Tommy	1	2	2.0	0	0
Gillom, Horace	1	-15	-15.0	-15	0
Browns	536	2,040	3.8	56	20
Opponents	351	1,189	3.4	38	9

RECEIVING

	NO	YDS	AVG	LG	TD
Brewster, Darrel	34	622	18.3	41t	6
Lavelli, Dante	31	492	15.9	49	4
Renfro, Ray	29	603	20.8	61t	8
Modzelewski, Ed	13	113	8.7	28t	2
Morrison, Fred	9	185	20.6	49	0
Bassett, Maurice	9	83	9.2	25	0
Jones, Dub	3	115	38.3	46	1
Smith, Robert	2	12	6.0	10	0
Browns	130	2,225	17.1	61t	21
Opponents	126	1,775	14.1	71t	15

INTERCEPTIONS

	NO	YDS	AVG	LG	TD
Noll, Chuck	5	74	14.8	24	1
Lahr, Warren	5	52	10.4	24	0
Konz, Ken	5	32	6.4	15t	1
Paul, Don	4	49	12.3	19	0
James, Tommy	2	20	10.0	16	0
Petibon, John	2	11	5.5	7	0
Michaels, Walt	1	25	25.0	25t	1
Massey, Carlton	1	24	24.0	24	0
Browns	25	287	11.5	25t	3
Opponents	11	181	16.5	40t	1

PUNTING

	NO	YDS	AVG	IN20	TB	LG	BLK
Gillom, Horace	58	2,389	41.2	0	6	56	3
Browns	58	2,389	41.2	0	6	56	3
Opponents	71	2,781	39.2	0	2	63	1

PUNT RETURNS

	NO	FC	YDS	AVG	LG	TD
Paul, Don	19	0	148	7.8	60t	1
Konz, Ken	17	0	138	8.1	42	0
White, Bob	2	0	28	14.0	28	0
Ford, Henry	4	0	15	3.8	7	0
Smith, Robert	1	0	5	5.0	5	0
Renfro, Ray	1	0	3	3.0	3	0
Browns	44	0	337	7.7	60t	1
Opponents	37	0	186	5.0	78t	1

KICKOFF RETURNS

	NO	YDS	AVG	LG	TD
Smith, Robert	13	320	24.6	47	0
White, Bob	10	258	25.8	44	0
Bassett, Maurice	7	151	21.6	31	0
Paul, Don	5	109	21.8	26	0
Konz, Ken	3	66	22.0	23	0
Michaels, Walt	3	45	15.0	27	0
Browns	41	949	23.1	47	0
Opponents	50	1,220	24.4	100t	1

* Led NFL

1956 (5-7)

COACH: Paul Brown

1956 USUAL STARTING LINEUPS

OFFENSE			DEFENSE		
LE 88	Darrel Brewster	LDE 82	Carlton Massey		
LT 76	Lou Groza	79	Bob Gain		
LG 64	Abe Gibron	LDT 72	John Kissell		
C 52	Frank Gatski	RDT 79	B. Gain, 70 D. Colo		
RG 62	H. Forester, 60 H. Bradley	RDE 80	Len Ford		
RT 74	Mike McCormack	LLB 65	Chuck Noll		
RE 86	Dante Lavelli	MLB 34	Walt Michaels		
WR 26	Ray Renfro	RLB 35	Galen Fiss		
QB 16	George Ratterman	34	Walt Michaels		
18	Vito Parilli	LCB 24	Warren Lahr		
RB 32	Fred Morrison	RCB 20	Don Paul		
40	Preston Carpenter	LS 22	Ken Konz		
RB 36	Ed Modzelewski	RS 44	John Pettibon		
30	Maurice Bassett				

RADIO ANNOUNCERS:
Bill McColgan, Jim Graner (WGAR 1220 AM)

TELEVISION ANNOUNCERS:
Ken Coleman, Otto Graham (WJW-Channel 8)

DATE	RESULT	OPPONENT	ATT
9/30	L, 7-9	at Chicago Cardinals	20,966
10/6	W, 14-10	at Pittsburgh Steelers	35,398
10/14	L, 9-21	New York Giants	60,042
10/21	L, 9-20	at Washington Redskins	23,332
10/28	L, 16-24	Pittsburgh Steelers	50,358
11/4	W, 24-7	at Green Bay Packers	28,590
11/11	L, 7-21	Baltimore Colts	42,404
11/18	W, 16-0	at Philadelphia Eagles	25,894
11/25	L, 17-20	Washington Redskins	22,878
12/2	W, 17-14	Philadelphia Eagles	20,645
12/9	W, 24-7	at New York Giants	27,707
12/16	L, 7-24	Chicago Cardinals	25,312

TEAM STATISTICS	BROWNS	OPPONENT
Total First Downs	173	188
Rushing	94	108
Passing	63	62
Penalty	16	18
Total Net Yards	3,310	3,135
Avg. Per Game	275.8	261.3
Total Plays	744	689
Avg. Per Play	4.4	4.6
Net Yards Rushing	1,817	2,032
Avg. Per Game	151.4	169.3
Total Rushes	466	463
Net Yards Passing	1,175	1,103
Avg. Per Game	97.9	91.9
Sacked/Yards Lost	0/183	0/112
Gross Yards	1,358	1,215
Attempts/Completions	202/105	226/107
Completion Pct.	52.0%	47.3%
Had Intercepted	18	18
Punts/Avg.	50/41.9	59/40.7
Net Punting Avg.	50/39.2	59/35.3
Penalties/Yards Lost	52/457	61/529
Fumbles/Ball Lost	18/12	11/8
Touchdowns	19	21
Rushing	8	13
Passing	8	7
Returns	3	1

SCORE BY PERIODS	1ST	2ND	3RD	4TH	OT	TOT
Browns	65	54	14	34	0	167
Opponents	24	69	30	54	0	177

SCORING	RU	PA	ST	DF	PAT	2RU	2PA	FG	SAF	TP
Groza, Lou	0	0	0	0	18/18	0	0	11/20	0	51
Renfro, Ray	0	4	0	0	0/0	0	0	0/0	0	24

PASSING	ATT	CMP	YDS	PCT	AVIAT	TD	TD%	INT	INT%	LG	TKLD	RATING
O'Connell, Tom	96	42	551	43.8	5.74	4	4.2	8	8.3	62	0/41	41.6
Parilli, Vito	49	24	409	49.0	8.35	3	6.1	7	14.3	68t	0/63	58.5
Ratterman, George	57	39	398	68.4	6.98	1	1.8	3	5.3	46t	0/79	72.1
Browns	202	105	1,358	52.0	6.72	8	4.0	18	8.9	68t	0/183	49.5
Opponents	226	107	1,215	47.3	5.38	7	3.1	18	8.0	75t	0/112	41.1

Morrison, Fred	1	1	0	0	0/0	0	0	0/0	0	12
Modzelewski, Ed	2	0	0	0	0/0	0	0	0/0	0	12
Bassett, M.	1	1	0	0	0/0	0	0	0/0	0	12
O'Connell, Tom	2	0	0	0	0/0	0	0	0/0	0	12
Ratterman, George	1	0	0	0	0/0	0	0	0/0	0	6
Paul, Don	0	0	0	1	0/0	0	0	0/0	0	6
Konz, Ken	0	0	1	0	0/0	0	0	0/0	0	6
Kinard, Billy	1	0	0	0	0/0	0	0	0/0	0	6
Noll, Chuck	0	0	0	1	0/0	0	0	0/0	0	6
Lavelli, Dante	0	1	0	0	0/0	0	0	0/0	0	6
Brewster, Darrel	0	1	0	0	0/0	0	0	0/0	0	6
Wren, Junior	0	0	0	0	0/0	0	0	0/0	1	2
Team	0	0	0	0	0/1	0	0	0/0	0	0
Browns	8	8	1	2	18/19	0	0	11/20	1	167
Opponents	13	7	1	0	21/21	0	0	10/18	0	177

RUSHING	NO	YDS	AVG	LG	TD
Carpenter, Preston	188	756	4.0	30	0
Modzelewski, Ed	96	413	4.3	23	2
Morrison, Fred	83	340	4.1	41	1
Bassett, Maurice	41	129	3.1	12	1
O'Connell, Tom	24	40	1.7	11	2
Parilli, Vito	18	65	3.6	19	0
Ratterman, George	7	9	1.3	5	1
Renfro, Ray	4	24	6.0	10	0
Smith, Jim Ray	2	10	5.0	7	0
Quinlan, Volney	2	4	2.0	3	0
Kinard, Billy	1	27	27.0	27t	1
Browns	466	1,817	3.9	41	8
Opponents	463	2,032	4.4	70t	13

RECEIVING	NO	YDS	AVG	LG	TD
Brewster, Darrel	28	417	14.9	41	1
Lavelli, Dante	20	344	17.2	68t	1
Renfro, Ray	17	325	19.1	46t	4
Carpenter, Preston	16	124	7.8	34	0
Modzelewski, Ed	10	27	2.7	6	0
Morrison, Fred	6	29	4.8	10	1
Quinlan, Volney	4	63	15.8	31	0
Bassett, Maurice	4	29	7.3	31t	1
Browns	105	1,358	12.9	68t	8
Opponents	107	1,215	11.4	75t	7

INTERCEPTIONS	NO	YDS	AVG	LG	TD
Paul, Don	7	190	27.1	42	1
Konz, Ken	4	34	8.5	28	0
Lahr, Warren	3	33	11.0	18	0
Noll, Chuck	1	13	13.0	13	0
Fiss, Galen	1	4	4.0	4	0
Colo, Don	1	0	0.0	0	0
Wren, Junior	1	0	0.0	0	0
Browns	18	274	15.2	42	1
Opponents	18	279	15.5	38	0

PUNTING	NO	YDS	AVG	IN20	TB	LG	BLK
Morrison, Fred	38	1,561	41.1	0	7	70	0
Gillom, Horace	12	536	44.7	0	0	53	0
Browns	50	2,097	41.9	0	7	70	0
Opponents	59	2,400	40.7	0	4	57	0

PUNT RETURNS	NO	FC	YDS	AVG	LG	TD
Konz, Ken	13	0	187	14.4*	65t	1
Paul, Don	17	0	103	6.1	17	0
Carpenter, Preston	1	0	18	18.0	18	0
Quinlan, Volney	10	0	9	0.9	5	0
Browns	41	0	317	7.7	65t	1
Opponents	26	0	137	5.3	31	0

KICKOFF RETURNS	NO	YDS	AVG	LG	TD
Carpenter, Preston	15	381	25.4	42	0
Quinlan, Volney	9	219	24.3	50	0
Kinard, Billy	7	196	28.0	56	0
Morrison, Fred	1	17	17.0	17	0
Smith, Jim Ray	1	14	14.0	14	0
Weber, Charles	1	3	3.0	3	0
Browns	34	830	24.4	56	0
Opponents	33	819	24.8	57	0

* Led NFL

1957 (9-2-1)

COACH: Paul Brown

1957 USUAL STARTING LINEUPS

OFFENSE		DEFENSE	
LE 88	Darrel Brewster	LDE 84	Bill Quinlan
LT 76	Lou Groza	LDT 79	Bob Gain
LG 62	H. Forester, 64 J. R. Smith	RDT 70	Don Colo
C 56	Art Hunter	RDE 80	Len Ford
RG 60	H. Bradley, 63 F. Robinson	LLB 65	Chuck Noll
RT 74	Mike McCormack	MLB 50	Vince Costello
RE 40	Preston Carpenter	RLB 34	Walt Michaels
WR 26	Ray Renfro	LCB 24	Warren Lahr
QB 15	T. O'Connell, 16 M. Plum	RCB 20	Don Paul
RB 48	M. Campbell, 30 L. Carpenter	LS 22	Ken Konz
RB 32	Jim Brown	RS 42	Junior Wren

RADIO ANNOUNCERS:

Bill McColgan, Jim Graner (WGAR 1220 AM)

TELEVISION ANNOUNCERS:

Ken Coleman, Jimmy Dudley (WJW-Channel 8)

DATE	RESULT	OPPONENT	ATT
9/29	W, 6-3	New York Giants	58,095
10/5	W, 23-12	at Pittsburgh Steelers	35,570
10/13	W, 24-7	Philadelphia Eagles	53,493
10/20	L, 7-17	at Philadelphia Eagles	22,443
10/27	W, 17-7	at Chicago Cardinals	26,341
11/3	W, 21-17	Washington Redskins	52,936
11/10	W, 24-0	Pittsburgh Steelers	53,709
11/17	T, 30-30	at Washington Redskins	27,722
11/24	W, 45-31	Los Angeles Rams	65,407
12/1	W, 31-0	Chicago Cardinals	40,525
12/8	L, 7-20	at Detroit Lions	55,814
12/15	W, 34-28	at New York Giants	54,294

NFL CHAMPIONSHIP

12/29	L, 14-59	at Detroit Lions	55,263
-------	----------	------------------	--------

TEAM STATISTICS

	BROWNS	OPPONENT
Total First Downs	180	164
Rushing	93	79
Passing	76	66
Penalty	11	19
Total Net Yards	3,670	2,802
Avg. Per Game	305.8	233.5
Total Plays	696	638
Avg. Per Play	5.3	4.4
Net Yards Rushing	1,958	1,502
Avg. Per Game	163.2	125.2
Total Rushes	501	396
Net Yards Passing	1,712	1,300
Avg. Per Game	142.7	108.3
Sacked/Yards Lost	0/161	0/211
Gross Yards	1,873	1,511
Attempts/Completions	195/108	242/105
Completion Pct.	55.4%	43.4%
Had Intercepted	14	19
Punts/Avg.	61/39.3	72/41.8
Net Punting Avg.	61/34.1	72/38.5
Penalties/Yards Lost	66/597	42/412
Fumbles/Ball Lost	19/10	20/12
Touchdowns	32	22
Rushing	19	11
Passing	12	8
Returns	1	3

SCORE BY PERIODS

	1ST	2ND	3RD	4TH	OT	TOT
Browns	54	60	76	79	0	269
Opponents	27	57	30	58	0	172

SCORING

	RU	PA	ST	DF	PAT	2RU	2PA	FG	SAF	TP
Groza, Lou	0	0	0	0	32/32	0	0	15/22	0	77^
Brown, Jim	9	1	0	0	0/0	0	0	0/0	0	60

PASSING	ATT	CMP	YDS	PCT	AV/AT
O'Connell, Tom	110	63	1,229*	57.3	11.17
Plum, Milt	76	41	590	53.9	7.76
Hanulak, Chet	2	1	32	50.0	16.00
Borton, John	6	3	22	50.0	3.67
Campbell, Milton	1	0	0	0.0	0.00
Browns	195	108	1,873	55.4	9.61
Opponents	242	105	1,511	43.4	6.24

Renfro, Ray	0	6	0	0	0/0	0	0	0/0	0	36	
Carpenter, L.	4	0	0	0	0/0	0	0	0/0	0	24	
Hanulak, Chet	3	0	0	0	0/0	0	0	0/0	0	18	
Carpenter, P.	1	2	0	0	0/0	0	0	0/0	0	18	
Brewster, D.	0	2	0	0	0/0	0	0	0/0	0	12	
Campbell, M.	0	1	0	0	0/0	0	0	0/0	0	6	
Reynolds, Billy	1	0	0	0	0/0	0	0	0/0	0	6	
Paul, Don	0	0	0	1	0/0	0	0	0/0	0	6	
O'Connell, Tom	1	0	0	0	0/0	0	0	0/0	0	6	
Browns	19	12	0	1	32/32	0	0	0	15/22	0	269
Opponents	11	8	3	0	19/22	0	0	0	7/14	0	172

RUSHING	NO	YDS	AVG	LG	TD
Brown, Jim	202	942*	4.7	69t	9
Hanulak, Chet	125	375	3.0	64t	3
Carpenter, Lew	83	315	3.8	55	4
Reynolds, Billy	29	57	2.0	8	1
Plum, Milt	26	118	4.5	30	0
O'Connell, Tom	14	5	0.4	7	1
Modzelewski, Ed	10	21	2.1	5	0
Campbell, Milton	7	23	3.3	14	0
Carpenter, Preston	3	86	28.7	39	1
Renfro, Ray	2	22	11.0	16	0
McCormack, Mike	0	4	0.0	4	0
Browns	501	1,968	3.9	69t	19
Opponents	396	1,502	3.8	59	11

RECEIVING	NO	YDS	AVG	LG	TD
Brewster, Darrel	30	614	20.5	56	2
Carpenter, Preston	27	398	14.7	33	2
Renfro, Ray	21	589	28.0	65t	6
Brown, Jim	16	55	3.4	12	1
Carpenter, Lew	5	65	13.0	21	0
Clarke, Frank	4	77	19.3	43	0
Hanulak, Chet	3	38	12.7	19	0
Campbell, Milton	1	25	25.0	25t	1
Reynolds, Billy	1	12	12.0	12	0
Browns	108	1,873	17.3	65t	12
Opponents	105	1,511	14.4	63	8

INTERCEPTIONS	NO	YDS	AVG	LG	TD
Paul, Don	4	28	7.0	12	0
Konz, Ken	4	20	5.0	16	0
Freeman, Bob	3	46	15.3	25	0
Wren, Junior	2	73	36.5	43	0
Costello, Vince	2	19	9.5	12	0
Lahr, Warren	2	12	6.0	10	0
Fiss, Galen	1	15	15.0	15	0
Michaels, Walt	1	10	10.0	6	0
Browns	19	223	11.7	43	0
Opponents	14	141	10.1	65t	1

PUNTING	NO	YDS	AVG	IN20	TB	LG	BLK
Konz, Ken	61	2,396	39.3	0	3	63	1
Browns	61	2,396	39.3	0	3	63	1
Opponents	72	3,006	41.8	0	1	63	0

PUNT RETURNS	NO	FC	YDS	AVG	LG	TD
Reynolds, Billy	24	0	114	4.8	23	0
Paul, Don	9	0	75	8.3	32	0
Hanulak, Chet	11	0	29	2.6	11	0
Konz, Ken	3	0	13	4.3	7	0
Robinson, Fred	1	0	0	0.0	0	0
Browns	48	0	231	4.8	32	0
Opponents	47	0	315	6.7	58t	1

KICKOFF RETURNS	NO	YDS	AVG	LG	TD
Campbell, Milton	11	263	23.9	36	0
Reynolds, Billy	7	152	21.7	29	0
Brown, Jim	6	136	22.7	29	0
Modzelewski, Ed	5	74	14.8	18	0
Clarke, Frank	2	22	11.0	13	0
Carpenter, Lew	1	24	24.0	24	0
Freeman, Bob	1	15	15.0	15	0
Browns	33	686	20.8	36	0
Opponents	42	917	21.8	50	0

* Led NFL
^ Tied NFL Lead

1958 (9-3)

COACH: Paul Brown

1958 USUAL STARTING LINEUPS

OFFENSE

LE 88	D. Brewster, 82 F. Clarke
LT 76	Lou Groza
LG 64	Jim Ray Smith
C 56	Art Hunter
RG 65	Chuck Noll
RT 74	Mike McCormack
78	Willie McClung
RE 40	Preston Carpenter
WR 26	Ray Renfro
QB 16	Mitt Plum
RB 49	Bobby Mitchell
30	Low Carpenter
RB 32	Jim Brown

DEFENSE

LDE 86	Paul Wiggin
89	Willie Davis
LDT 79	Bob Gain
RDT 70	Don Colo
RDE 84	Bill Quinlan
89	Willie Davis
LLB 35	Galen Fiss
MLB 50	Vinco Costello
RLB 34	Walt Michaels
LCB 24	Warren Lahr
18	Bob Freeman
RCB 20	Don Paul
LS 22	Ken Konz
RS 42	Junior Wren

RADIO ANNOUNCERS:

Bill McColgan, Jim Graner (WGAR 1220 AM)

TELEVISION ANNOUNCERS:

Ken Coleman, Jimmy Dudley (WJW-Channel 8)

DATE	RESULT	OPPONENT	ATT
9/28	W, 30-27	at Los Angeles Rams	69,993
10/5	W, 45-12	at Pittsburgh Steelers	31,130
10/12	W, 35-28	Chicago Cardinals	65,403
10/19	W, 27-10	Pittsburgh Steelers	66,852
10/26	W, 38-24	at Chicago Cardinals	30,933
11/2	L, 17-21	New York Giants	78,404
11/9	L, 10-30	Detroit Lions	75,563
11/16	W, 20-10	at Washington Redskins	32,372
11/23	W, 28-14	Philadelphia Eagles	51,319
11/30	W, 21-14	Washington Redskins	33,240
12/7	W, 21-14	at Philadelphia Eagles	36,773
12/14	L, 10-13	at New York Giants	63,192

PLAYOFFS

12/21	L 0-10	at New York Giants	61,174
-------	--------	--------------------	--------

TEAM STATISTICS

	BROWNS	OPPONENT
Total First Downs	206	201
Rushing	127	82
Passing	71	104
Penalty	8	15
Total Net Yards	4,107	3,660
Avg. Per Game	342.3	305.0
Total Plays	681	681
Avg. Per Play	6.0	5.4
Net Yards Rushing	2,526	1,448
Avg. Per Game	210.5	120.7
Total Rushes	475	369
Net Yards Passing	1,581	2,212
Avg. Per Game	131.8	184.3
Sacked/Yards Lost	0/177	0/175
Gross Yards	1,758	2,387
Attempts/Completions	206/110	312/162
Completion Pct.	53.4%	51.9%
Had Intercepted	14	16
Punts/Avg.	51/41.2	55/42.7
Net Punting Avg.	51/39.3	55/36.9
Penalties/Yards Lost	59/554	37/347
Fumbles/Ball Lost	14/8	27/18
Touchdowns	40	26
Rushing	24	6
Passing	12	20
Returns	4	0

SCORE BY PERIODS

	1ST	2ND	3RD	4TH	OT	TOT
Browns	90	82	42	88	0	302
Opponents	41	89	48	39	0	217

PASSING	ATT	CMP	YDS	PCT	AV/AT	TD	TD%	INT	INT%	LG	TKLD	RATING
Plum, Mitt	189	102	1,619	54.0	8.57	11	5.8	11	5.8	74	0/145	77.9
Ninowski, Jim	17	8	139	47.1	8.18	1	5.9	3	17.6	34	0/32	55.4
Browns	206	110	1,758	53.4	8.53	12	5.8	14	6.8	74	0/177	73.2
Opponents	312	162	2,387	51.9	7.65	20	6.4	16	5.1	91t	0/175	77.2

* Led NFL

SCORING	RU	PA	ST	DF	PAT	2RU	2PA	FG	SAF	TP
Brown, Jim	17	1	0	0	0/0	0	0	0/0	0	108*
Groza, Lou	0	0	0	0	36/38	0	0	8/19	0	60
Mitchell, Bobby	1	3	2	0	0/0	0	0	0/0	0	36
Renfro, Ray	0	6	0	0	0/0	0	0	0/0	0	36
Plum, Mitt	4	0	0	0	2/2	0	0	0/0	0	26
Carpenter, Larry	2	0	0	0	0/0	0	0	0/0	0	12
Brewster, Darrel	0	1	0	0	0/0	0	0	0/0	0	6
Bolden, Leroy	0	0	1	0	0/0	0	0	0/0	0	6
Carpenter, Preston	0	1	0	0	0/0	0	0	0/0	0	6
Konz, Ken	0	0	0	1	0/0	0	0	0/0	0	6
Browns	24	12	3	1	38/40	0	0	8/19	0	302
Opponents	6	20	0	0	26/26	0	0	11/23	1	217

RUSHING	NO	YDS	AVG	LG	TD
Brown, Jim	257	1,527*	5.9	65t	17*
Mitchell, Bobby	80	500	6.3	63t	1
Carpenter, Lew	73	308	4.2	30	2
Plum, Mitt	37	127	3.4	22	4
Bolden, Leroy	15	55	3.7	15	0
Renfro, Ray	3	17	5.7	12	0
Modzelewski, Ed	3	8	2.7	3	0
Carpenter, Preston	3	2	0.7	22	0
Freeman, Bob	2	1	0.5	9	0
Ninowski, Jim	2	1	0.5	7	0
Browns	475	2,546	5.4	65t	24
Opponents	369	1,448	3.9	40	6

RECEIVING	NO	YDS	AVG	LG	TD
Carpenter, Preston	29	474	16.3	74	1
Renfro, Ray	24	573	23.9	52	1
Brewster, Darrel	16	294	18.4	38	6
Brown, Jim	16	138	8.6	46	1
Mitchell, Bobby	16	131	8.2	25	3
Carpenter, Lew	5	47	9.4	18	0
Clarke, Frank	3	91	30.3	34	0
Modzelewski, Ed	1	10	10.0	10	0
Browns	110	1,758	16.0	74	12
Opponents	162	2,387	14.7	91t	20

INTERCEPTIONS	NO	YDS	AVG	LG	TD
Konz, Ken	4	123	30.8	46t	1
Paul, Don	4	80	20.0	36	0
Wren, Junior	3	36	12.0	29	0
Freeman, Bob	3	21	7.0	19	0
Lahr, Warren	1	25	25.0	25	0
Shofner, Jim	1	0	0.0	0	0
Browns	16	285	17.8	46t	1
Opponents	14	134	9.6	31	0

PUNTING	NO	YDS	AVG	IN20	TB	LG	BLK
Deschaine, Dick	50	2,063	41.3	0	1	63	0
Wren, Junior	1	38	38.0	0	0	38	0
Browns	51	2,101	41.2	0	1	63	0
Opponents	55	2,349	42.7	0	1	63	0

PUNT RETURNS	NO	FC	YDS	AVG	LG	TD
Mitchell, Bobby	14	0	165	11.8	68t	1
Konz, Ken	18	0	143	7.9	38	0
Shofner, Jim	4	0	10	2.5	10	0
Paul, Don	2	0	0	0.0	0	0
Wren, Junior	1	0	0	0.0	0	0
Browns	39	0	318	8.2	68t	1
Opponents	38	0	95	2.5	23	0

KICKOFF RETURNS	NO	YDS	AVG	LG	TD
Mitchell, Bobby	18	454	25.2	98t	1
Bolden, Leroy	14	362	25.9	102t	1
Brown, Jim	3	74	24.7	35	0
Carpenter, Lew	1	18	18.0	18	0
McClung, Willie	1	0	0.0	0	0
Paul, Don	1	0	0.0	0	0
Browns	38	908	23.9	102t	2
Opponents	48	1,045	21.8	50	0

1959 (7-5)

COACH: Paul Brown

1959 USUAL STARTING LINEUPS

OFFENSE

LE	40	Preston Carpenter
LT	76	L. Groza, 77 W. Davis
LG	64	Jim Ray Smith
C	56	Art Hunter
RG	66	Gene Hickerson
RT	74	Mike McCormack
	70	Francis O'Brien
RE	86	Bill Howton
WR	26	Ray Renfro
QB	16	Milt Plum
RB	49	Bobby Mitchell
RB	32	Jim Brown

DEFENSE

LDE	79	Bob Gain
LD	78	Willie McCung
RDT	72	Sid Youngelman
RDE	80	Paul Wiggin
LLB	35	Galen Fiss
MLB	50	Vince Costello
RLB	34	Walt Michaels
LCB	30	Bernie Parrish
RCB	44	Jim Shofner
LS	24	Warren Lahr
RS	42	Junior Wren

RADIO ANNOUNCERS:

Bill McColgan, Jim Graner (WGAR 1220 AM)

TELEVISION ANNOUNCERS:

Ken Coleman, Jimmy Dudley (WJW-Channel 8)

DATE	RESULT	OPPONENT	ATT
9/26	L, 7-17	at Pittsburgh Steelers	33,844
10/4	W, 34-7	at Chicago Cardinals	19,935
10/11	L, 6-10	New York Giants	65,534
10/18	W, 17-7	Chicago Cardinals	46,422
10/25	W, 34-7	Washington Redskins	42,732
11/1	W, 38-31	at Baltimore Colts	57,557
11/8	W, 28-7	Philadelphia Eagles	58,275
11/15	W, 31-17	at Washington Redskins	32,266
11/22	L, 20-21	Pittsburgh Steelers	68,563
11/29	L, 20-21	San Francisco 49ers	56,854
12/6	L, 7-48	at New York Giants	68,436
12/13	W, 28-21	at Philadelphia Eagles	45,952

TEAM STATISTICS	BROWNS	OPPONENT				
Total First Downs	234	205				
Rushing	118	75				
Passing	109	115				
Penalty	7	15				
Total Net Yards	4,015	3,764				
Avg. Per Game	334.6	313.7				
Total Plays	733	679				
Avg. Per Play	5.5	5.5				
Net Yards Rushing	2,149	1,422				
Avg. Per Game	179.1	118.5				
Total Rushes	457	360				
Net Yards Passing	1,866	2,342				
Avg. Per Game	155.5	195.2				
Sacked/Yards Lost	0/167	0/115				
Gross Yards	2,033	2,457				
Attempts/Completions	276/159	319/168				
Completion Pct.	57.6%	52.7%				
Had Intercepted	9	18				
Punts/Avg.	50/37.1	50/42.4				
Net Punting Avg.	50/36.3	50/38.2				
Penalties/Yards Lost	36/329	32/285				
Fumbles/Ball Lost	8/5	20/12				
Touchdowns	37	28				
Rushing	20	9				
Passing	14	17				
Returns	3	2				
SCORE BY PERIODS	1ST	2ND	3RD	4TH	OT	TOT
Browns	65	72	44	89	0	270
Opponents	17	94	65	38	0	214

SCORING	RU	PA	ST	DF	PAT	2RU	2PA	FG	SAF	TP
Brown, Jim	14	0	0	0	0/0	0	0	0/0	0	84
Mitchell, B.	5	4	1	0	0/0	0	0	0/0	0	60
Groza, Lou	0	0	0	0	33/37	0	0	5/16	0	48
Renfro, Ray	0	6	0	0	0/0	0	0	0/0	0	36
Carpenter, P.	0	2	0	0	0/0	0	0	0/0	0	12
Howton, Billy	0	1	0	0	0/0	0	0	0/0	0	6
Wren, Junior	0	0	0	1	0/0	0	0	0/0	0	6
Modzelewski, E.	0	1	0	0	0/0	0	0	0/0	0	6
Parrish, Bernie	0	0	0	1	0/0	0	0	0/0	0	6
Plum, Milt	1	0	0	0	0/0	0	0	0/0	0	6
Browns	20	14	1	2	33/37	0	0	5/16	0	270
Opponents	9	17	2	0	28/28	0	0	6/13	0	214

RUSHING	NO	YDS	AVG	LG	TD
Brown, Jim	290	1,329*	4.6	70†	14*
Mitchell, Bobby	131	743	5.7	90†	5
Plum, Milt	21	20	1.0	17	1
Modzelewski, Ed	6	18	3.0	5	0
Bolden, Leroy	4	11	2.8	9	0
Placek, Bob	3	13	4.3	6	0
Ninowski, Jim	1	11	11.0	11	0
Carpenter, Preston	1	4	4.0	4	0
Browns	457	2,149	4.7	90†	20
Opponents	360	1,422	4.0	65	7

RECEIVING	NO	YDS	AVG	LG	TD
Howton, Billy	39	510	13.1	36†	1
Mitchell, Bobby	35	351	10.0	76†	4
Renfro, Ray	30	528	17.6	70†	6
Carpenter, Preston	24	372	15.5	43†	2
Brown, Jim	24	190	7.9	25	0
Clarke, Frank	3	44	14.7	20	0
Modzelewski, Ed	3	18	6.0	13	1
Plum, Milt	1	20	20.0	20	0
Browns	159	2,033	12.8	76†	14
Opponents	168	2,457	14.6	71	17

INTERCEPTIONS	NO	YDS	AVG	LG	TD
Parrish, Bernie	5	83	16.6	37†	1
Wren, Junior	5	39	7.8	22	0
Shofner, Jim	2	50	25.0	30	0
Noll, Chuck	2	5	2.5	5	0
Konz, Ken	1	35	35.0	21	0
Fiss, Galen	1	9	9.0	9	0
Michaels, Walt	1	7	7.0	7	0
Lahr, Warren	1	0	0.0	0	0
Costello, Vince	0	14	0.0	14	0
Browns	18	242	13.4	37†	1
Opponents	9	139	15.4	32	1

PUNTING	NO	YDS	AVG	IN20	TB	LG	BLK
Wren, Junior	27	996	36.9	0	1	55	0
Shofner, Jim	23	860	37.4	0	1	48	0
Browns	50	1,856	37.1	0	2	55	0
Opponents	50	2,121	42.4	0	5	62	0

PUNT RETURNS	NO	FC	YDS	AVG	LG	TD
Mitchell, Bobby	17	0	177	10.4	78†	1
Konz, Ken	9	0	34	3.8	11	0
Browns	26	0	211	8.1	78†	1
Opponents	32	0	39	1.2	11	0

KICKOFF RETURNS	NO	YDS	AVG	LG	TD
Mitchell, Bobby	11	236	21.5	31	0
Bolden, Leroy	9	170	18.9	38	0
Brown, Jim	4	88	22.0	29	0
Modzelewski, Ed	4	37	9.3	19	0
Noll, Chuck	1	20	20.0	20	0
Browns	29	551	19.0	38	0
Opponents	38	734	19.3	46	0

PASSING	ATT	CMP	YDS	PCT	AV/AT	TD	TD%	INT	INT%	LG	TKLD	RATNG
Plum, Milt	266	156	1,992	58.6	7.49	14	5.3	8	3.0	76†	0/157	87.2
Ninowski, Jim	10	3	41	30.0	4.10	0	0.0	1	10.0	20	0/10	4.6
Browns	276	159	2,033	57.6	7.37	14	5.1	9	3.3	76†	0/167	84.1
Opponents	319	168	2,457	52.7	7.70	17	5.3	18	5.6	71	0/115	72.3

* Led NFL

1960 (8-3-1)

COACH: Paul Brown

1960 USUAL STARTING LINEUPS

OFFENSE			DEFENSE		
LE 88	Rich Kreitling		LE 84	Paul Wiggin	
87	Fred Murphy		82	Jim Houston	
LT 77	Dick Schafrath		LT 79	Bob Gain	
LG 64	Jim Ray Smith		RT 72	Floyd Peters	
C 56	John Morrow		RE 80	Jim Marshall	
RG 66	Gene Hickerson		84	Paul Wiggin	
RT 74	Mike McCormack		LLB 35	Galen Fiss	
RE 86	Gern Nagler		MLB 50	Vince Costello	
88	Rich Kreitling		RLB 34	Walt Michaels	
WR 26	R. Renfro, 81 L. Clarke		LCB 30	Bernie Parrish	
QB 16	Mit Plum		RCB 44	Jim Shofner	
RB 49	Bobby Mitchell		LS 46	Don Fleming	
RB 32	Jim Brown		RS 22	Richard Mostardi	
			24	Bobby Franklin	

RADIO ANNOUNCERS:

Bill McCoolgan, Jim Graner (WGAR 1220 AM)

TELEVISION ANNOUNCERS:

Ken Coleman, Jimmy Dudley (WJW-Channel 8)

DATE	RESULT	OPPONENT	ATT
9/25	W, 41-24	at Philadelphia Eagles	56,303
10/2	W, 28-20	Pittsburgh Steelers	67,692
10/16	W, 48-7	at Dallas Cowboys	28,500
10/23	L, 29-31	Philadelphia Eagles	64,850
10/30	W, 31-10	at Washington Redskins	32,086
11/6	L, 13-17	New York Giants	82,872
11/13	W, 28-27	St. Louis Cardinals	49,192
11/20	L, 10-14	at Pittsburgh Steelers	35,215
11/27	T, 17-17	at St. Louis Cardinals	26,146
12/4	W, 27-16	Washington Redskins	35,211
12/11	W, 42-0	Chicago Bears	38,155
12/15	W, 48-34	at New York Giants	56,517
PLAYOFF BOWL			
1/7	L, 16-17	Detroit Lions (at Miami)	34,981

TEAM STATISTICS	BROWNS	OPPONENT
Total First Downs	219	208
Rushing	107	92
Passing	96	102
Penalty	16	14
Total Net Yards	3,974	3,806
Avg. Per Game	331.2	317.2
Total Plays	647	724
Avg. Per Play	6.1	5.3
Net Yards Rushing	1,930	1,643
Avg. Per Game	160.8	136.9
Total Rushes	383	405
Net Yards Passing	2,044	2,163
Avg. Per Game	170.3	180.3
Sacked/Yards Lost	0/299	0/207
Gross Yards	2,343	2,370
Attempts/Completions	264/160	319/163
Completion Pct.	60.6%	51.1%
Had Intercepted	5	31
Punts/Avg.	55/42.0	46/45.0
Net Punting Avg.	55/38.7	46/40.5
Penalties/Yards Lost	49/534	48/526
Fumbles/Ball Lost	20/12	27/14
Touchdowns	47	26
Rushing	18	10
Passing	22	15
Returns	7	1

SCORE BY PERIODS	1ST	2ND	3RD	4TH	OT	TOT
Browns	59	150	58	95	0	362
Opponents	41	60	48	68	0	217

SCORING	RU	PA	ST	DF	PAT	2RU	2PA	FG	SAF	TP	
Baker, Sam	0	0	0	0	44/46	0	0	0	12/20	0	80
Mitchell, B.	5	6	1	0	0/0	0	0	0	0/0	0	72
Brown, Jim	9	2	0	0	0/0	0	0	0	0/0	0	66

PASSING	ATT	CMP	YDS	PCT	AV/AT	TD	TD%	INT	INT%	LG	TKLD	RATING
Plum, Mit	250	151	2,297*	60.4	9.19	21	8.4	5	2.0	86t	0/275	110.4
Dawson, Len	13	8	23	61.5	1.77	0	0.0	0	0.0	23	0/24	65.9
Mitchell, Bobby	1	1	23	100.0	23.00	1	100.0	0	0.0	23t	0/0	158.3
Browns	264	160	2,343	60.6	8.88	22	8.3	5	1.9	86t	0/299	109.5
Opponents	319	163	2,370	51.1	7.43	15	4.7	31	9.7	70t	0/207	51.7

* Led NFL

Renfro, Ray	0	4	0	0	0/0	0	0	0/0	0	24
Clarke, Leon	0	4	0	0	0/0	0	0	0/0	0	24
Kreitling, Rich	0	3	0	0	0/0	0	0	0/0	0	18
Nagler, Gern	0	3	0	0	0/0	0	0	0/0	0	18
Franklin, Bobby	0	0	0	2	0/0	0	0	0/0	0	12
Plum, Mit	2	0	0	0	0/0	0	0	0/0	0	12
Parrish, Bernie	0	0	0	1	0/0	0	0	0/0	0	6
Caleb, Jamie	1	0	0	0	0/0	0	0	0/0	0	6
Stephens, Larry	0	0	0	1	0/0	0	0	0/0	0	6
Gain, Bob	0	0	0	1	0/0	0	0	0/0	0	6
Wiggin, Paul	0	0	0	1	0/0	0	0	0/0	0	6
Gault, Prentice	1	0	0	0	0/0	0	0	0/0	0	6
Team	0	0	0	0	0/1	0	0	0/0	0	0
Browns	18	22	1	6	44/47	0	0	12/20	0	362
Opponents	10	15	1	0	25/26	0	0	12/21	0	217

RUSHING	NO	YDS	AVG	LG	TD
Brown, Jim	215	1,257*	5.8	71t	9
Mitchell, Bobby	111	506	4.6	50	5
Gault, Prentice	28	159	5.7	23	1
Plum, Mit	17	-24	-1.4	7	2
Caleb, Jamie	8	60	7.5	30	1
Kreitling, Rich	2	-17	-8.5	-2	0
Dawson, Len	1	0	0.0	0	0
Baker, Sam	1	-11	-11.0	-11	0
Browns	383	1,930	5.0	71t	18
Opponents	405	1,643	4.1	57	10

RECEIVING	NO	YDS	AVG	LG	TD
Mitchell, Bobby	45	612	13.6	69t	6
Nagler, Gern	36	616	17.1	53t	3
Renfro, Ray	24	378	15.8	66t	4
Brown, Jim	19	204	10.7	37t	2
Kreitling, Rich	16	316	19.8	69t	3
Clarke, Leon	11	184	16.7	86t	4
Caleb, Jamie	5	-18	-3.6	2	0
Murphy, Fred	2	36	18.0	23	0
Gault, Prentice	1	10	10.0	10	0
Williams, A.D.	1	5	5.0	5	0
Browns	160	2,343	14.6	86t	22
Opponents	163	2,370	14.5	70t	15

INTERCEPTIONS	NO	YDS	AVG	LG	TD
Franklin, Bobby	8	131	16.4	37t	2
Shofner, Jim	8	75	9.4	23	0
Parrish, Bernie	6	238	39.7	92t	1
Fleming, Don	5	85	17.0	30	0
Stephens, Larry	1	34	34.0	34t	1
Gain, Bob	1	22	22.0	22t	1
Wiggin, Paul	1	20	20.0	20t	1
Fiss, Galen	1	19	19.0	10	0
Browns	31	624	20.1	92t	6
Opponents	5	58	11.6	30	1

PUNTING	NO	YDS	AVG	IN20	TB	LG	BLK
Baker, Sam	55	2,309	42.0	0	2	64	0
Browns	55	2,309	42.0	0	2	64	0
Opponents	46	2,072	45.0	0	8	75	0

PUNT RETURNS	NO	FC	YDS	AVG	LG	TD
Shofner, Jim	11	0	105	9.5	36	0
Mitchell, Bobby	9	0	101	11.2	34	0
Franklin, Bobby	1	0	2	2.0	2	0
Browns	21	0	208	9.9	36	0
Opponents	24	0	178	7.4	46	0

KICKOFF RETURNS	NO	YDS	AVG	LG	TD
Mitchell, Bobby	17	432	25.4	90t	1
Brown, Jim	14	300	21.4	33	0
Caleb, Jamie	5	90	18.0	21	0
Gault, Prentice	3	47	15.7	19	0
Parrish, Bernie	2	0	0.0	0	0
Franklin, Bobby	1	23	23.0	23	0
Fleming, Don	1	8	8.0	8	0
Stephens, Larry	1	0	0.0	0	0
Fichtner, Ross	1	0	0.0	0	0
Browns	45	900	20.0	90t	1
Opponents	62	1,177	19.0	55	0

1961 (8-5-1)

COACH: Paul Brown

1961 USUAL STARTING LINEUPS

OFFENSE

LE	88	Rich Kreitling
	42	Bob Crespino
LT	77	Dick Schafraath
LG	64	Jim Ray Smith
C	56	John Morrow
RG	60	John Wooten
RT	74	Mike McCormack
RE	86	Gern Nagler
WR	26	Ray Renfro
QB	16	Milt Plum
RB	49	Bobby Mitchell
	22	Tom Watkins
RB	32	Jim Brown

DEFENSE

LDE	82	Jim Houston
LDT	79	Bob Gain
RDT	72	Floyd Peters
RDE	68	Larry Stephens
RDE	84	Paul Wiggin
LLB	50	V. Costello, 35 G. Fiss
MLB	52	Dave Lloyd
RLB	34	Walt Michaels
LCB	30	Bernie Parrish
RCB	44	Jim Shofner
LS	46	Don Fleming
RS	24	Bobby Franklin

RADIO ANNOUNCERS:

Gib Shanley, Les Clark (WGAR 1220 AM)

TELEVISION ANNOUNCERS:

Ken Coleman, Cliff Lewis (WJW-Channel 8)

DATE	RESULT	OPPONENT	ATT
9/17	L, 20-27	at Philadelphia Eagles	60,671
9/24	W, 20-17	St. Louis Cardinals	50,443
10/1	W, 25-7	Dallas Cowboys	43,638
10/8	W, 31-7	Washington Redskins	46,186
10/15	L, 17-49	Green Bay Packers	75,042
10/22	W, 30-28	at Pittsburgh Steelers	29,266
10/29	W, 21-10	at St. Louis Cardinals	26,696
11/5	L, 13-17	Pittsburgh Steelers	62,723
11/12	W, 17-6	at Washington Redskins	28,975
11/19	W, 45-24	Philadelphia Eagles	68,399
11/26	L, 21-37	New York Giants	80,455
12/3	W, 38-17	at Dallas Cowboys	23,500
12/10	L, 14-17	at Chicago Bears	38,717
12/17	T, 7-7	at New York Giants	61,084

TEAM STATISTICS

	BROWNS	OPPONENT
Total First Downs	246	243
Rushing	116	87
Passing	120	146
Penalty	10	10
Total Net Yards	4,537	4,131
Avg. Per Game	324.1	295.1
Total Plays	796	769
Avg. Per Play	5.7	5.4
Net Yards Rushing	2,163	1,605
Avg. Per Game	154.5	114.6
Total Rushes	476	411
Net Yards Passing	2,374	2,526
Avg. Per Game	169.6	180.4
Sacked/Yards Lost	0/164	0/305
Gross Yards	2,538	2,831
Attempts/Completions	320/185	358/200
Completion Pct.	57.8%	55.9%
Had Intercepted	13	20
Punts/Avg.	53/43.3	54/42.9
Net Punting Avg.	53/39.3	54/37.7
Penalties/Yards Lost	47/455	38/367
Fumbles/Ball Lost	28/20	23/18
Touchdowns	39	34
Rushing	15	16
Passing	20	16
Returns	4	2

SCORE BY PERIODS	1ST	2ND	3RD	4TH	OT	TOT
Browns	91	78	43	107	0	319
Opponents	41	62	57	110	0	270

SCORING	RU	PA	ST	DF	PAT	2RU	2PA	FG	SAF	TP
Groza, Lou	0	0	0	0	37/38	0	0	16/23	0	85

PASSING	ATT	CMP	YDS	PCT	AV/AT	TD	TD%	INT	INT%	LG	TKLD	RATING
Plum, Milt	302	177	2,416*	58.6	8.00	18	6.0	10	3.3	77t	0/145	90.3
Dawson, Len	15	7	85	46.7	5.67	1	6.7	3	20.0	17t	0/19	47.2
Brown, Jim	3	1	37	33.3	12.33	1	33.3	0	0.0	37t	0/0	120.8
Browns	320	185	2,538	57.8	7.93	20	6.3	13	4.1	77t	0/164	87.2
Opponents	358	200	2,831	55.9	7.91	16	4.5	20	5.6	88t	0/305	73.2

* Led NFL

Mitchell, B.	5	3	2	0	0/0	0	0	0	0/0	0	60
Brown, Jim	8	2	0	0	0/0	0	0	0	0/0	0	60
Renfro, Ray	0	6	0	0	0/0	0	0	0	0/0	0	36
Kreitling, Rich	0	3	0	0	0/0	0	0	0	0/0	0	18
Clarke, Leon	0	2	0	0	0/0	0	0	0	0/0	0	12
Watkins, Tom	0	1	0	0	0/0	0	0	0	0/0	0	6
Franklin, B.	1	0	0	0	0/0	0	0	0	0/0	0	6
Parrish, Bernie	0	0	0	1	0/0	0	0	0	0/0	0	6
Plum, Milt	1	0	0	0	0/0	0	0	0	0/0	0	6
Costello, Vince	0	0	0	1	0/0	0	0	0	0/0	0	6
Ferguson, C.	0	1	0	0	0/0	0	0	0	0/0	0	6
Nagler, Gern	0	1	0	0	0/0	0	0	0	0/0	0	6
Crespino, Bob	0	1	0	0	0/0	0	0	0	0/0	0	6
Team, Stat	0	0	0	0	0/1	0	0	0	0/0	0	0
Browns	15	20	2	2	37/39	0	0	0	16/23	0	319
Opponents	16	16	2	0	33/34	0	0	0	11/29	0	270

RUSHING	NO	YDS	AVG	LG	TD
Brown, Jim	305	1,408*	4.6	38	8
Mitchell, Bobby	101	548	5.4	56t	5
Watkins, Tom	43	209	4.9	21	0
Plum, Milt	24	-17	-0.7	14	1
Franklin, Bobby	1	12	12.0	12t	1
Powell, Preston	1	5	5.0	5	0
Dawson, Len	1	-10	-10.0	-10	0
Kreitling, Rich	0	4	0.0	4	0
McCormack, Mike	0	4	0.0	4	0
Browns	476	2,163	4.5	56t	15
Opponents	411	1,605	3.9	47	16

RECEIVING	NO	YDS	AVG	LG	TD
Renfro, Ray	48	834	17.4	57	6
Brown, Jim	46	459	10.0	77t	2
Mitchell, Bobby	32	368	11.5	52t	3
Kreitling, Rich	21	229	10.9	19	3
Nagler, Gern	19	241	12.7	21t	1
Clarke, Leon	11	211	19.2	41t	2
Watkins, Tom	4	66	16.5	35	1
Ferguson, Charles	2	68	34.0	60t	1
Crespino, Bob	2	62	31.0	49	1
Browns	185	2,538	13.7	77t	20
Opponents	200	2,831	14.2	88t	16

INTERCEPTIONS	NO	YDS	AVG	LG	TD
Parrish, Bernie	7	40	5.7	15	0
Shofner, Jim	5	8	1.6	5	0
Fleming, Don	3	62	20.7	41	0
Franklin, Bobby	2	20	10.0	20	0
Michaels, Walt	2	17	8.5	15	0
Fiss, Galen	1	13	13.0	13	0
Browns	20	160	8.0	41	0
Opponents	13	302	23.2	50	1

PUNTING	NO	YDS	AVG	IN20	TB	LG	BLK
Baker, Sam	53	2,296	43.3	0	5	62	0
Browns	53	2,296	43.3	0	5	62	0
Opponents	54	2,314	42.9	0	5	68	0

PUNT RETURNS	NO	FC	YDS	AVG	LG	TD
Mitchell, Bobby	14	2	164	11.7	64t	1
Shofner, Jim	14	6	119	8.5	21	0
Browns	28	8	283	10.1	64t	1
Opponents	27	9	213	7.9	47	0

KICKOFF RETURNS	NO	YDS	AVG	LG	TD
Mitchell, Bobby	16	428	26.8	91t	1
Powell, Preston	16	321	20.1	36	0
Watkins, Tom	9	226	25.1	47	0
Baker, Sam	3	57	19.0	25	0
Brown, Jim	2	50	25.0	26	0
Stephens, Larry	1	15	15.0	15	0
Fichtner, Ross	1	11	11.0	11	0
Linden, Errol	1	5	5.0	5	0
Brewer, Johnny	1	2	2.0	2	0
Browns	50	1,115	22.3	91t	1
Opponents	56	1,465	26.2	105t	1

1962 (7-6-1)

COACH: Paul Brown

1962 USUAL STARTING LINEUPS

OFFENSE

WR	88	Rich Kretting
LT	77	Dick Schaffrath
LG	64	Jim Ray Smith
C	56	John Morrow
RG	60	John Wooten
	66	Gene Hickerson
RT	74	Mike McCormack
TE	83	J. Brewer, 81 L. Clarke
WR	26	Ray Renfro
QB	13	F. Ryan, 15 J. Ninowski
RB	49	T. Wilson, 36 C. Scales
RB	32	Jim Brown

DEFENSE

LDE	84	Paul Wiggin
LDT	79	Bob Gain
RDT	72	Floyd Peters
RDE	80	Bill Glass
LLB	35	Galen Fiss
MLB	50	Vince Costello
LB	52	Mike Lucci
LCB	30	Bernie Parrish
RCB	44	Jim Shofner
LS	20	Ross Fichtner
RS	24	Bobby Franklin
	46	Don Fleming

RADIO ANNOUNCERS:

Gib Shanley, Ray Tannehill (WERE 1300 AM)

TELEVISION ANNOUNCERS:

Ken Coleman, Cliff Lewis (WJW-Channel 8)

DATE	RESULT	OPPONENT	ATT
9/16	W, 17-7	New York Giants	81,115
9/23	L, 16-17	Washington Redskins	57,491
9/30	L, 7-35	at Philadelphia Eagles	60,671
10/7	W, 19-10	Dallas Cowboys	44,040
10/14	L, 14-36	Baltimore Colts	80,132
10/21	W, 34-7	at St. Louis Cardinals	23,256
10/28	W, 41-14	at Pittsburgh Steelers	35,417
11/4	T, 14-14	Philadelphia Eagles	63,848
11/11	L, 9-17	at Washington Redskins	48,169
11/18	W, 38-14	St. Louis Cardinals	41,815
11/25	W, 35-14	Pittsburgh Steelers	53,601
12/2	L, 21-45	at Dallas Cowboys	24,226
12/9	L, 13-17	at New York Giants	62,794
12/15	W, 13-10	at San Francisco 49ers	35,274

TEAM STATISTICS	BROWNS	OPPONENT
Total First Downs	252	263
Rushing	105	122
Passing	133	125
Penalty	14	16
Total Net Yards	4,306	3,924
Avg. Per Game	307.6	280.3
Total Plays	784	807
Avg. Per Play	5.5	4.9
Net Yards Rushing	1,772	1,940
Avg. Per Game	126.6	138.6
Total Rushes	414	466
Net Yards Passing	2,534	1,984
Avg. Per Game	181.0	141.7
Sacked/Yards Lost	0/213	0/293
Gross Yards	2,747	2,277
Attempts/Completions	370/200	341/189
Completion Pct.	54.1%	55.4%
Had Intercepted	16	24
Punts/Avg.	45/42.8	56/40.6
Net Punting Avg.	45/40.1	56/38.6
Penalties/Yards Lost	56/600	53/547
Fumbles/Ball Lost	24/17	23/13
Touchdowns	36	34
Rushing	18	17
Passing	17	15
Returns	1	2

SCORE BY PERIODS	1ST	2ND	3RD	4TH	OT	TOT
Browns	50	79	60	102	0	— 291
Opponents	44	54	80	79	0	— 257

SCORING	RU	PA	ST	DF	PAT	2RU	2PA	FG	SAF	TP
Brown, Jim	13	5	0	0	0/0	0	0	0/0	0	108
Groza, Lou	0	0	0	0	33/35	0	0	14/31	0	75
Renfro, Ray	0	4	0	0	0/0	0	0	0/0	0	24
Kretting, Rich	0	3	0	0	0/0	0	0	0/0	0	18
Scales, C.	3	0	0	0	0/0	0	0	0/0	0	18
Collins, Gary	0	2	0	0	0/0	0	0	0/0	0	12
Brewer, Johnny	0	2	0	0	0/0	0	0	0/0	0	12
Costello, Vince	0	0	0	1	0/0	0	0	0/0	0	6
Wilson, Tom	1	0	0	0	0/0	0	0	0/0	0	6
Green, Ernie	0	1	0	0	0/0	0	0	0/0	0	6
Ryan, Frank	1	0	0	0	0/0	0	0	0/0	0	6
Team, Stat	0	0	0	0	0/1	0	0	0/0	0	0
Browns	18	17	0	1	33/36	0	0	14/31	0	291
Opponents	17	15	2	0	32/34	0	0	7/14	0	257

RUSHING	NO	YDS	AVG	LG	TD
Brown, Jim	230	996	4.3	31	13
Scales, Charley	56	239	4.3	27	3
Wilson, Tom	46	141	3.1	17	1
Ryan, Frank	42	242	5.8	39	1
Green, Ernie	31	139	4.5	45	0
Ninowski, Jim	9	15	1.7	7	0
Browns	414	1,772	4.3	45	18
Opponents	466	1,940	4.2	27	17

RECEIVING	NO	YDS	AVG	LG	TD
Brown, Jim	47	517	11.0	53t	5
Kretting, Rich	44	659	15.0	53	3
Renfro, Ray	31	638	20.6	65t	4
Brewer, Johnny	22	290	13.2	37	2
Green, Ernie	17	194	11.4	65	1
Collins, Gary	11	153	13.9	29	2
Clarke, Leon	10	106	10.6	22	0
Wilson, Tom	8	110	13.8	42	0
Scales, Charley	8	67	8.4	22	0
Crespino, Bob	2	13	6.5	9	0
Browns	200	2,747	13.7	65t	17
Opponents	189	2,277	12.0	50t	15

INTERCEPTIONS	NO	YDS	AVG	LG	TD
Fichtner, Ross	7	76	10.9	31	0
Shofner, Jim	4	86	21.5	35	0
Fiss, Galen	4	81	20.3	40	0
Costello, Vince	3	40	13.3	22	0
Parrish, Bernie	2	37	18.5	37	0
Fleming, Don	2	13	6.5	13	0
Franklin, Bobby	1	10	10.0	10	0
Peters, Floyd	1	9	9.0	9	0
Browns	24	352	14.7	40	0
Opponents	16	161	10.1	39	0

PUNTING	NO	YDS	AVG	IN20	TB	LG	BLK
Collins, Gary	45	1,926	42.8	0	4	64	0
Browns	45	1,926	42.8	0	4	64	0
Opponents	56	2,271	40.6	0	5	78	0

PUNT RETURNS	NO	FC	YDS	AVG	LG	TD
Cassady, Howard	7	3	47	6.7	13	0
Shofner, Jim	8	11	33	4.1	9	0
Green, Ernie	5	4	31	6.2	10	0
Browns	20	18	111	5.6	13	0
Opponents	15	16	121	8.1	38	0

KICKOFF RETURNS	NO	YDS	AVG	LG	TD
Green, Ernie	13	250	19.2	41	0
Wilson, Tom	11	307	27.9	46	0
Cassady, Howard	10	233	23.3	33	0
Scales, Charley	9	154	17.1	22	0
Tidmore, Sam	2	39	19.5	31	0
Collins, Gary	1	0	0.0	0	0
Browns	46	983	21.4	46	0
Opponents	49	1,098	22.4	66	0

PASSING	ATT	CMP	YDS	PCT	AVI/AT	TD	TD%	INT	INT%	LG	TKLD	RATNG
Ryan, Frank	194	112	1,541	57.7	7.94	10	5.2	7	3.6	65t	0/156	85.4
Ninowski, Jim	173	87	1,178	50.3	6.81	7	4.0	8	4.6	53t	0/57	66.6
Brown, Jim	2	1	28	50.0	14.00	0	0.0	0	0.0	28	0/0	95.8
Scales, Charley	1	0	0	0.0	0.00	0	0.0	1	100.0	0	0/0	0.0
Browns	370	200	2,747	54.1	7.42	17	4.6	16	4.3	65t	0/213	75.4
Opponents	341	189	2,277	55.4	6.68	15	4.4	24	7.0	50t	0/293	61.4

1963 (10-4)

COACH: Blanton Collier

1963 USUAL STARTING LINEUPS

OFFENSE

WR 88	Rich Kreitling	DEFENSE		
LT 77	Dick Schafrath	LDE 84	Paul Wiggin	
LG 60	John Wooten	LDT 79	Bob Gain	
C 56	John Morrow	RDT 78	Frank Parrish	
RG 66	Gene Hickerson	RDE 80	Bill Glass	
RT 70	John Brown	LLB 82	Jim Houston	
TE 83	Johnny Brewer	MLB 50	Vince Costello	
WR 86	Gary Collins	RLB 35	Galen Fiss	
QB 13	Frank Ryan	LCB 30	Bernie Parrish	
RB 48	Ernie Green	RCB 44	Jim Shofner	
	34 Ken Webb	LS 23	Larry Benz	
RB 32	Jim Brown	RS 20	Ross Fichtner	

RADIO ANNOUNCERS:

Gib Shanley, Jim Graner (WERE 1300 AM)

TELEVISION ANNOUNCERS:

Ken Coleman, Warren Lehr (WJW-Channel 8)

DATE	RESULT	OPPONENT	ATT
9/15	W, 37-14	Washington Redskins	57,618
9/22	W, 41-24	at Dallas Cowboys	28,710
9/29	W, 20-6	Los Angeles Rams	54,713
10/5	W, 35-23	Pittsburgh Steelers	84,684
10/13	W, 35-24	at New York Giants	62,956
10/20	W, 37-7	Philadelphia Eagles	75,174
10/27	L, 6-33	New York Giants	84,213
11/3	W, 23-17	at Philadelphia Eagles	60,671
11/10	L, 7-9	at Pittsburgh Steelers	54,497
11/17	L, 14-20	St. Louis Cardinals	75,932
11/24	W, 27-17	Dallas Cowboys	55,096
12/1	W, 24-10	at St. Louis Cardinals	32,531
12/8	L, 10-38	at Detroit Lions	51,382
12/15	W, 27-20	at Washington Redskins	40,865

PLAYOFF BOWL

1/5	L, 23-40	G.B. Packers (at Miami)	54,921
-----	----------	-------------------------	--------

TEAM STATISTICS	BROWNS	OPPONENT
Total First Downs	252	242
Rushing	135	99
Passing	100	129
Penalty	17	14
Total Net Yards	4,856	4,126
Avg. Per Game	346.9	294.7
Total Plays	807	860
Avg. Per Play	6.0	4.8
Net Yards Rushing	2,639	1,651
Avg. Per Game	188.5	117.9
Total Rushes	460	423
Net Yards Passing	2,217	2,475
Avg. Per Game	158.4	176.8
Sacked/Yards Lost	25/232	29/243
Gross Yards	2,449	2,718
Attempts/Completions	322/164	408/208
Completion Pct.	50.9%	51.0%
Had Intercepted	20	22
Punts/Avg.	54/40.0	57/43.7
Net Punting Avg.	54/36.0	57/38.7
Penalties/Yards Lost	52/609	63/592
Fumbles/Ball Lost	25/17	13/10
Touchdowns	43	30
Rushing	15	10
Passing	27	16
Returns	1	4

SCORE BY PERIODS	1ST	2ND	3RD	4TH	OT	TOT
Browns	85	112	40	106	0	— 343
Opponents	60	91	60	51	0	— 262

PASSING	ATT	CMP	YDS	PCT	AVIAT	TD	TD%	INT	INT%	LG	TKLD	RATING
Ryan, Frank	256	135	2,038	52.7	7.96	25	9.8	13	5.1	83t	20/179	90.6
Ninowski, Jim	61	29	423	47.5	6.93	2	3.3	6	9.8	70	4/45	41.9
Brown, Jim	4	0	0	0.0	0.00	0	0.0	0	0.0	0	1/8	39.6
Groza, Lou	1	0	0	0.0	0.00	0	0.0	1	100.0	0	0/0	0.0
Browns	322	164	2,461	50.9	7.64	27	8.4	20	6.2	83t	25/232	78.4
Opponents	408	208	2,718	51.0	6.66	16	3.9	22	5.4	99t	29/243	62.9

* Led NFL

SCORING	RU	PA	ST	DF	PAT	2RU	2PA	FG	SAF	TP
Brown, Jim	12	3	0	0	0/0	0	0	0/0	0	90
Groza, Lou	0	0	0	0	40/43	0	0	15/23	0	85
Collins, Gary	0	13	0	0	0/0	0	0	0/0	0	78
Kreitling, Rich	0	6	0	0	0/0	0	0	0/0	0	36
Green, Ernie	0	3	0	0	0/0	0	0	0/0	0	18
Ryan, Frank	2	0	0	0	0/0	0	0	0/0	0	12
Crespino, Bob	0	1	0	0	0/0	0	0	0/0	0	6
Scales, C.	1	0	0	0	0/0	0	0	0/0	0	6
Renfro, Ray	0	1	0	0	0/0	0	0	0/0	0	6
Fichtner, Ross	0	0	0	1	0/0	0	0	0/0	0	6
Browns	15	27	0	1	40/43	0	0	15/23	0	343
Opponents	10	16	4	0	29/30	0	0	17/35	1	262

RUSHING	NO	YDS	AVG	LG	TD
Brown, Jim	291	1,863*	6.4	80t	12*
Green, Ernie	87	526	6.0	73	0
Ryan, Frank	62	224	3.6	25	2
Webb, Ken	12	58	4.8	19	0
Ninowski, Jim	5	-19	-3.8	2	0
Scales, Charley	2	-3	-1.5	2t	1
Franklin, Bobby	1	-10	-10.0	-10	0
Browns	460	2,639	5.7	80t	15
Opponents	423	1,651	3.9	32	10

RECEIVING	NO	YDS	AVG	LG	TD
Collins, Gary	43	674	15.7	49t	13
Brewer, Johnny	29	454	15.7	55	0
Green, Ernie	28	305	10.9	35	3
Brown, Jim	24	268	11.2	83t	3
Kreitling, Rich	22	386	17.5	45	6
Hutchinson, Tom	9	244	27.1	70	0
Renfro, Ray	4	82	20.5	39t	1
Crespino, Bob	2	22	11.0	18	1
Webb, Ken	2	2	1.0	5	0
Scales, Charley	1	13	13.0	13	0
Ryan, Frank	0	-1	0.0	-1	0
Browns	164	2,449	14.9	83t	27
Opponents	208	2,718	13.1	99t	16

INTERCEPTIONS	NO	YDS	AVG	LG	TD
Costello, Vince	7	118	16.9	31	0
Benz, Larry	7	114	16.3	38	0
Fichtner, Ross	2	75	37.5	39	1
Franklin, Bobby	2	26	13.0	14	0
Fiss, Galen	2	8	4.0	6	0
Wiggin, Paul	1	2	2.0	2	0
Houston, Jim	1	0	0.0	0	0
Browns	22	343	15.6	39	1
Opponents	20	317	15.9	55	1

PUNTING	NO	YDS	AVG	IN20	TB	LG	BLK
Collins, Gary	54	2,160	40.0	0	4	73	0
Browns	54	2,160	40.0	0	4	73	0
Opponents	57	2,492	43.7	0	3	69	0

PUNT RETURNS	NO	FC	YDS	AVG	LG	TD
Shorter, Jim	7	2	134	19.1	52	0
Green, Ernie	6	11	79	13.2	55	0
Shofner, Jim	9	2	41	4.6	15	0
Parrish, Bernie	3	1	31	10.3	21	0
Browns	25	16	285	11.4	55	0
Opponents	22	16	216	9.8	29	0

KICKOFF RETURNS	NO	YDS	AVG	LG	TD
Green, Ernie	18	394	21.9	34	0
Scales, Charley	16	432	27.0	50	0
Shorter, Jim	9	219	24.3	49	0
Franklin, Bobby	2	33	16.5	19	0
Webb, Ken	1	12	12.0	12	0
Tidmore, Sam	1	5	5.0	5	0
Morrow, John	1	4	4.0	4	0
Shofner, Jim	1	0	0.0	0	0
Benz, Larry	1	0	0.0	0	0
Browns	50	1,099	22.0	50	0
Opponents	58	1,424	24.6	92t	1

1964 (10-3-1)

COACH: Blanton Collier

1964 USUAL STARTING LINEUPS

OFFENSE		DEFENSE	
WR 42 Paul Warfield	LDE 84 Paul Wiggins		
LT 77 Dick Schafrath	LDT 74 Dick Modzelewski		
LG 60 John Wooten	RDE 69 Jim Kanicki		
C 56 John Morrow	RDT 80 Bill Glass		
RG 66 Gene Hickerson	LLB 82 Jim Houston		
RT 73 Monte Clark	MLB 50 Vince Costello		
TE 83 Johnny Brewer	RLB 35 Galen Fiss		
	LCB 30 Bernie Parrish		
WR 86 Gary Collins	RCB 49 Walter Beach		
QB 13 Frank Ryan	RS 23 Larry Benz		
RB 48 Ernie Green	RS 24 Bobby Franklin		
RB 32 Jim Brown	20 Ross Fichtner		

RADIO ANNOUNCERS:
Gib Shanley, Jim Graner (WERE 1300 AM)

TELEVISION ANNOUNCERS:
Ken Coleman, Warren Lahr (WJW-Channel 8)

DATE	RESULT	OPPONENT	ATT
9/13	W, 27-13	at Washington Redskins	47,577
9/20	T, 33-33	St. Louis Cardinals	76,954
9/27	W, 28-20	at Philadelphia Eagles	60,671
10/4	W, 27-6	Dallas Cowboys	72,062
10/10	L, 7-23	Pittsburgh Steelers	80,530
10/18	W, 20-16	at Dallas Cowboys	37,456
10/25	W, 42-20	New York Giants	81,050
11/1	W, 30-17	at Pittsburgh Steelers	49,568
11/8	W, 34-24	Washington Redskins	76,385
11/15	W, 37-21	Detroit Lions	83,064
11/22	L, 21-28	at Green Bay Packers	48,065
11/29	W, 38-24	Philadelphia Eagles	79,289
12/6	L, 19-28	at St. Louis Cardinals	31,585
12/12	W, 52-20	at New York Giants	63,007

NFL CHAMPIONSHIP			
12/27	W, 27-0	Baltimore Colts	79,544

TEAM STATISTICS	BROWNS	OPPONENT
Total First Downs	255	275
Rushing	119	119
Passing	118	137
Penalty	18	19
Total Net Yards	4,486	4,722
Avg. Per Game	320.4	337.3
Total Plays	807	894
Avg. Per Play	5.6	5.3
Net Yards Rushing	2,163	2,012
Avg. Per Game	154.5	143.7
Total Rushes	435	465
Net Yards Passing	2,323	2,710
Avg. Per Game	165.9	193.6
Sacked/Yards Lost	28/219	28/222
Gross Yards	2,542	2,932
Attempts/Completions	344/181	401/230
Completion Pct.	52.6%	57.4%
Had Intercepted	19	19
Punts/Avg.	49/41.9	57/39.7
Net Punting Avg.	49/38.1	57/34.4
Penalties/Yards Lost	60/611	64/643
Fumbles/Ball Lost	15/7	30/21
Touchdowns	50	36
Rushing	14	18
Passing	28	18
Returns	8	0

SCORE BY PERIODS	1ST	2ND	3RD	4TH	OT	TOT
Browns	61	123	107	124	0	415
Opponents	57	85	69	82	0	293

SCORING	RU	PA	ST	DF	PAT	2RU	2PA	FG	SAF	TP
Groza, Lou	0	0	0	0	49/50	0	0	22/33	0	115
Green, Ernie	6	4	0	0	0/0	0	0	0/0	0	60
Brown, Jim	7	2	0	0	0/0	0	0	0/0	0	54
Warfield, Paul	0	9	0	0	0/0	0	0	0/0	0	54
Collins, Gary	0	8	0	0	0/0	0	0	0/0	0	48
Brewer, Johnny	0	3	0	0	0/0	0	0	0/0	0	18
Roberts, Walter	0	1	0	0	0/0	0	0	0/0	0	6
Parrish, Bernie	0	0	0	1	0/0	0	0	0/0	0	6
Scales, Charley	0	0	1	0	0/0	0	0	0/0	0	6
Kelly, Leroy	0	0	1	0	0/0	0	0	0/0	0	6
Ryan, Frank	1	0	0	0	0/0	0	0	0/0	0	6
Williams, Sidney	0	0	1	0	0/0	0	0	0/0	0	6
Shoals, Roger	0	0	1	0	0/0	0	0	0/0	0	6
Houston, Jim	0	0	0	1	0/0	0	0	0/0	0	6
Wiggins, Paul	0	0	0	1	0/0	0	0	0/0	0	6
McNeil, Clifton	0	1	0	0	0/0	0	0	0/0	0	6
Beach, Walter	0	0	0	1	0/0	0	0	0/0	0	6
Browns	14	28	4	4	49/50	0	0	22/33	0	415
Opponents	18	18	0	0	32/35	0	0	15/23	0	293

RUSHING	NO	YDS	AVG	LG	TD
Brown, Jim	280	1,446*	5.2	71	7
Green, Ernie	109	491	4.5	37	6
Ryan, Frank	37	217	5.9	19	1
Kelly, Leroy	6	12	2.0	5	0
Scales, Charley	2	5	2.5	3	0
Ninowski, Jim	1	-8	-8.0	-8	0
Browns	435	2,163	5.0	71	14
Opponents	465	2,012	4.3	45	18

RECEIVING	NO	YDS	AVG	LG	TD
Warfield, Paul	52	920	17.7	62	9
Brown, Jim	36	340	9.4	40	2
Collins, Gary	35	544	15.5	43	8
Brewer, Johnny	25	338	13.5	41	3
Green, Ernie	25	283	11.3	32	4
McNeil, Clifton	4	69	17.3	28	1
Hutchinson, Tom	3	24	8.0	12	0
Roberts, Walter	1	24	24.0	24	1
Browns	181	2,542	14.0	62	28
Opponents	230	2,932	12.7	92	18

INTERCEPTIONS	NO	YDS	AVG	LG	TD
Parrish, Bernie	4	98	24.5	54	1
Beach, Walter	4	81	20.3	65	1
Benz, Larry	4	67	16.8	45	0
Houston, Jim	2	86	43.0	44	1
Fichtner, Ross	2	67	33.5	64	0
Costello, Vince	2	21	10.5	20	0
Fiss, Galen	1	24	24.0	24	0
Browns	19	444	23.4	65	3
Opponents	19	154	8.1	27	0

PUNTING	NO	YDS	AVG	IN20	TB	LG	BLK
Collins, Gary	48	2,016	42.0	0	5	58	0
Franklin, Bobby	1	36	36.0	0	0	36	0
Browns	49	2,052	41.9	0	5	58	0
Opponents	57	2,265	39.7	0	5	60	1

PUNT RETURNS	NO	FC	YDS	AVG	LG	TD
Kelly, Leroy	9	7	171	19.0	68	1
Roberts, Walter	10	6	132	13.2	40	0
Williams, Sidney	1	0	0	0.0	0	0
Browns	20	13	303	15.1	68	1
Opponents	20	8	183	9.1	53	0

KICKOFF RETURNS	NO	YDS	AVG	LG	TD
Roberts, Walter	24	661	27.5	60	0
Kelly, Leroy	24	582	24.3	45	0
Scales, Charley	5	75	15.0	24	0
Warfield, Paul	1	4	4.0	4	0
Franklin, Bobby	1	1	1.0	1	0
Clark, Monte	1	0	0.0	0	0
Williams, Sidney	1	0	0.0	0	0
Browns	57	1,323	23.2	60	0
Opponents	75	1,517	20.2	49	0

PASSING	ATT	CMP	YDS	PCT	AV/AT	TD	TD%	INT	INT%	LG	TKLD	RATING
Ryan, Frank	334	174	2,404	52.1	7.20	25*	7.5	19	5.7	62	27/207	76.7
Ninowski, Jim	9	6	125	66.7	13.89	2	22.2	0	0.0	41	1/12	149.3
Brown, Jim	1	1	13	100.0	13.00	1	100.0	0	0.0	13	0/0	158.3
Browns	344	181	2,542	52.6	7.39	28	8.1	19	5.5	62	28/219	80.8
Opponents	401	230	2,932	57.4	7.31	18	4.5	19	4.7	92	28/222	75.6

* Led NFL

1965 (11-3)

COACH: Blanton Collier

1965 USUAL STARTING LINEUPS

OFFENSE

WR	27	Walter Roberts	DEFEENSE	LDE	84	Paul Wiggin
		85 Clifton McNeil	LDT	74	Dick Modzelewski	
LT	77	Dick Schafraht	RDT	69	Jim Kanick	
LG	60	John Wooten	RDE	80	Bill Glass	
C	56	John Morrow	LLB	82	J. Houston, 35 G. Fiss	
RT	66	Gene Hickerson	MLB	50	Vince Costello	
RT	73	Monte Clark	RLB	67	S. Williams, 35 G. Fiss	
TE	83	Johnny Brewer	LCB	30	Bernie Parrish	
WR	86	Gary Collins	RCB	49	W. Beach, 40 E. Barnes	
QB	13	Frank Ryan	LS	20	Ross Fichtner	
RB	48	Ernie Green	RS	23	Larry Benz	
RB	32	Jim Brown				

RADIO ANNOUNCERS:

Gib Shanley, Jim Graner (WERE 1300 AM)

TELEVISION ANNOUNCERS:

Ken Coleman, Warren Lahr (WJW-Channel 8)

DATE	RESULT	OPPONENT	ATT
9/19	W, 17-7	at Washington Redskins	48,208
9/26	L, 13-49	St. Louis Cardinals	80,161
10/3	W, 35-17	at Philadelphia Eagles	60,759
10/9	W, 24-19	Pittsburgh Steelers	80,187
10/17	W, 23-17	Dallas Cowboys	80,432
10/24	W, 38-14	at New York Giants	62,864
10/31	L, 17-27	Minnesota Vikings	83,505
11/7	W, 38-34	Philadelphia Eagles	72,807
11/14	W, 34-21	New York Giants	82,426
11/21	W, 24-17	at Dallas Cowboys	76,251
11/28	W, 42-21	at Pittsburgh Steelers	42,757
12/5	W, 24-16	Washington Redskins	77,765
12/12	L, 7-42	at Los Angeles Rams	49,048
12/19	W, 27-24	at St. Louis Cardinals	29,348

NFL CHAMPIONSHIP

1/2	L, 12-23	at Green Bay Packers	50,852
-----	----------	----------------------	--------

TEAM STATISTICS

	BROWNS	OPPONENT
Total First Downs	257	265
Rushing	133	104
Passing	97	135
Penalty	27	26
Total Net Yards	4,398	4,712
Avg. Per Game	314.1	336.6
Total Plays	836	869
Avg. Per Play	5.3	5.4
Net Yards Rushing	2,331	1,866
Avg. Per Game	166.5	133.3
Total Rushes	476	412
Net Yards Passing	2,067	2,846
Avg. Per Game	147.6	203.3
Sacked/Yards Lost	31/272	38/307
Gross Yards	2,339	3,153
Attempts/Completions	329/160	419/204
Completion Pct.	48.6%	48.7%
Had Intercepted	16	24
Punts/Avg.	69/45.7	69/41.1
Net Punting Avg.	69/41.9	69/34.9
Penalties/Yards Lost	84/976	62/586
Fumbles/Ball Lost	20/9	14/9
Touchdowns	45	43
Rushing	19	11
Passing	23	31
Returns	3	1

SCORE BY PERIODS	1ST	2ND	3RD	4TH	OT	TOT
Browns	60	114	85	104	0	— 363
Opponents	55	112	68	90	0	— 325

SCORING	RU	PA	ST	DF	PAT	ZRU	ZPA	FG	SAF	TP
Brown, Jim	17	4	0	0	0/0	0	0	0/0	0	126

PASSING	ATT	CMP	YDS	PCT	AVIAT	TD	TD%	INT	INT%	LG	TKLD	RATING
Ryan, Frank	243	119	1,751	49.0	7.21	18	7.4	13	5.3	80t	23/202	75.3
Ninowski, Jim	83	40	549	48.2	6.61	4	4.8	3	3.6	32	8/70	70.8
Brown, Jim	2	1	39	50.0	19.50	1	50.0	0	0.0	39t	0/0	135.4
Groza, Lou	1	0	0	0.0	0.00	0	0.0	0	0.0	0	0/0	39.6
Browns	329	160	2,339	48.6	7.11	23	7.0	16	4.9	80t	31/272	75.3
Opponents	419	204	3,153	48.7	7.53	31	7.4	24	5.7	87t	38/307	74.8

* Led NFL

Groza, Lou	0	0	0	0	45/45	0	0	0	0	16/25	0	93
Collins, Gary	0	10	0	0	0/0	0	0	0	0	0/0	0	60
Green, Ernie	2	2	0	0	0/0	0	0	0	0	0/0	0	24
Roberts, W.	0	4	0	0	0/0	0	0	0	0	0/0	0	24
Hutchinson, T.	0	2	0	0	0/0	0	0	0	0	0/0	0	12
Kelly, Leroy	0	0	2	0	0/0	0	0	0	0	0/0	0	12
Brewer, J.	0	1	0	0	0/0	0	0	0	0	0/0	0	6
Fichtner, Ross	0	0	0	1	0/0	0	0	0	0	0/0	0	6
Browns	19	23	2	1	45/45	0	0	0	0	16/25	0	363
Opponents	11	31	1	0	40/42	0	0	0	0	9/18	0	325

RUSHING	NO	YDS	AVG	LG	TD
Brown, Jim	289	1,544*	5.3	67	17
Green, Ernie	111	436	3.9	41	2
Kelly, Leroy	37	139	3.8	16	0
Ryan, Frank	19	72	3.8	18	0
Scales, Charley	11	59	5.4	20	0
Ninowski, Jim	4	46	11.5	17	0
Roberts, Walter	3	30	10.0	14	0
Collins, Gary	1	16	16.0	16	0
Franklin, Bobby	1	-11	-11.0	-11	0
Browns	476	2,331	4.9	67	19
Opponents	412	1,866	4.5	54t	11

RECEIVING	NO	YDS	AVG	LG	TD
Collins, Gary	50	884	17.7	67	10
Brown, Jim	34	328	9.6	32t	4
Green, Ernie	25	298	11.9	69	2
Roberts, Walter	16	314	19.6	80t	4
Brewer, Johnny	13	174	13.4	25t	1
Kelly, Leroy	9	122	13.6	52	0
Hutchinson, Tom	6	113	18.8	24t	2
McNeil, Clifton	3	69	23.0	32	0
Warfield, Paul	3	30	10.0	13	0
Scales, Charley	1	7	7.0	7	0
Browns	160	2,339	14.6	80t	23
Opponents	204	3,153	15.5	87t	31

INTERCEPTIONS	NO	YDS	AVG	LG	TD
Benz, Larry	5	78	15.6	31	0
Fichtner, Ross	4	98	24.5	48	1
Parrish, Bernie	4	45	11.3	35	0
Costello, Vince	3	33	11.0	23	0
Houston, Jim	2	32	16.0	28	0
Barnes, Erich	1	35	35.0	35	0
Lindsey, Dale	1	11	11.0	11	0
Sczurek, Stan	1	10	10.0	10	0
Fiss, Galen	1	5	5.0	5	0
Glass, Bill	1	0	0.0	0	0
Williams, Sidney	1	0	0.0	0	0
Beach, Walter	0	2	0.0	2	0
Browns	24	349	14.5	48	1
Opponents	16	275	17.2	96t	1

PUNTING	NO	YDS	AVG	IN20	TB	LG	BLK
Collins, Gary	65	3,035	46.7*	0	10	71	0
Franklin, Bobby	4	118	29.5	0	0	31	0
Browns	69	3,153	45.7	0	10	71	0
Opponents	69	2,838	41.1	0	4	69	0

PUNT RETURNS	NO	FC	YDS	AVG	LG	TD
Kelly, Leroy	17	6	265	15.6*	67t	2
Roberts, Walter	18	13	162	9.0	51	0
Scales, Charley	1	0	0	0.0	0	0
Browns	36	19	427	11.9	67t	2
Opponents	36	7	269	7.5	67	0

KICKOFF RETURNS	NO	YDS	AVG	LG	TD
Kelly, Leroy	24	621	25.9	51	0
Roberts, Walter	18	493	27.4	88	0
Scales, Charley	4	88	22.0	24	0
Howell, Mike	2	3	1.5	3	0
Hutchinson, Tom	2	0	0.0	0	0
Green, Ernie	1	4	4.0	4	0
Lindsey, Dale	1	0	0.0	0	0
Franklin, Bobby	1	0	0.0	0	0
Browns	53	1,209	22.8	88	0
Opponents	58	1,334	23.0	65	0

1966 (9-5)

COACH: Blanton Collier

1966 USUAL STARTING LINEUPS

OFFENSE

WR	42	Paul Warfield
LT	77	Dick Schafrath
	73	Monte Clark
LG	60	John Wooten
C	56	John Morrow
	54	Fred Hoaglin
RG	66	Gene Hickerson
RT	73	M. Clark, 70 J. Brown
TE	89	M. Morin, 41 R. Smith
WR	86	Gary Collins
QB	13	Frank Ryan
RB	44	Leroy Kelly
RB	48	Ernie Green

DEFENSE

LDE	84	Paul Wiggin
LDLT	71	Walter Johnson
RDT	69	Jim Kanicki
	78	Frank Parker
RDE	80	Bill Glass
LLB	82	Jim Houston
MLB	50	Vince Costello
	51	Dale Lindsey
RLB	83	Johnny Brewer
LCB	40	Erich Barnes
RCB	34	Mike Howell
	49	Walter Beach
LS	20	Ross Fichtner
	20	Ernie Kellermann
RS	24	Ernie Kellermann
	20	Ross Fichtner

RADIO ANNOUNCERS:

Gib Shanley, Jim Graner (WERE 1300 AM)

TELEVISION ANNOUNCERS:

Frank Gleiber, Warren Lehr (WJW-Channel 8)

DATE	RESULT	OPPONENT	ATT
9/11	W, 38-14	at Washington Redskins	48,643
9/18	L, 20-21	Green Bay Packers	83,943
9/25	L, 28-34	St. Louis Cardinals	74,814
10/2	W, 28-7	at New York Giants	62,916
10/8	W, 41-10	Pittsburgh Steelers	82,687
10/23	W, 30-21	Dallas Cowboys	84,721
10/30	W, 49-17	at Atlanta Falcons	57,235
11/6	L, 6-16	at Pittsburgh Steelers	39,690
11/13	W, 27-7	Philadelphia Eagles	77,968
11/20	W, 14-3	Washington Redskins	78,466
11/24	L, 14-26	at Dallas Cowboys	75,504
12/4	W, 49-40	New York Giants	61,651
12/11	L, 21-33	at Philadelphia Eagles	58,074
12/17	W, 38-10	at St. Louis Cardinals	47,721

TEAM STATISTICS

	BROWNS	OPPONENT
Total First Downs	278	255
Rushing	117	113
Passing	142	124
Penalty	19	18
Total Net Yards	5,071	4,266
Avg. Per Game	362.2	304.7
Total Plays	846	891
Avg. Per Play	6.0	4.8
Net Yards Rushing	2,166	1,894
Avg. Per Game	154.7	135.3
Total Rushes	415	450
Net Yards Passing	2,905	2,372
Avg. Per Game	207.5	169.4
Sacked/Yards Lost	29/237	35/278
Gross Yards	3,142	2,650
Attempts/Completions	402/212	406/221
Completion Pct.	52.7%	54.4%
Had Intercepted	15	30
Punts/Avg.	57/39.0	56/39.7
Net Punting Avg.	57/37.1	56/37.1
Penalties/Yards Lost	69/747	61/563
Fumbles/Ball Lost	17/10	24/19
Touchdowns	54	29
Rushing	18	12
Passing	33	14
Returns	3	3

SCORE BY PERIODS

	1ST	2ND	3RD	4TH	OT	TOT
Browns	87	92	90	134	0	403
Opponents	54	89	49	67	0	259

SCORING

	RU	PA	ST	DF	PAT	2RU	2PA	FG	SAF	TP
Kelly, Leroy	15	1	0	0	0/0	0	0	0/0	0	96

PASSING	ATT	CMP	YDS	PCT	AV/AT	TD	TD%	INT	INT%	LG	TKLD	RATNG
Ryan, Frank	382	200	2,974	52.4	7.79	29*	7.6	14	3.7	54	28/223	88.2
Ninowski, Jim	18	11	175	61.1	9.72	4	22.2	1	5.6	44t	1/14	110.0
Groza, Lou	1	1	7	100.0	7.00	0	0.0	0	0.0	-7	0/0	95.8
Kelly, Leroy	1	0	0	0.0	0.00	0	0.0	0	0.0	0	0/0	39.6
Browns	402	212	3,156	52.7	7.85	33	8.2	15	3.7	54	29/237	90.6
Opponents	406	221	2,650	54.4	6.53	14	3.4	30	7.4	58t	35/278	55.3

* Led NFL

Groza, Lou	0	0	0	0	51/52	0	0	9/23	0	78
Collins, Gary	0	12	0	0	0/0	0	0	0/0	0	72
Green, Ernie	3	6	0	0	0/0	0	0	0/0	0	54
Warfield, Paul	0	5	1	0	0/0	0	0	0/0	0	36
Morin, Milt	0	3	0	0	0/0	0	0	0/0	0	18
Smith, Ralph	0	3	0	0	0/0	0	0	0/0	0	18
McNeil, Clifton	0	2	0	0	0/0	0	0	0/0	0	12
Houston, Jim	0	1	0	0	1/1	0	0	0/0	0	7
Glass, Bill	0	0	0	1	0/0	0	0	0/0	0	6
Fichtner, Ross	0	0	0	1	0/0	0	0	0/0	0	6
Team, Stat	0	0	0	0	0/1	0	0	0/0	0	0
Browns	18	33	1	2	52/54	0	0	9/23	0	403
Opponents	12	14	3	0	28/29	0	0	19/28	0	259

RUSHING	NO	YDS	AVG	LG	TD
Kelly, Leroy	209	1,141	5.5	70t	15*
Green, Ernie	144	750	5.2	35	3
Ryan, Frank	36	156	4.3	17	0
Harraway, Charley	7	40	5.7	18	0
Schultz, Randy	7	32	4.6	20	0
Pietrosante, Nick	7	20	2.9	8	0
Ninowski, Jim	3	-11	-3.7	4	0
Collins, Gary	2	38	19.0	36	0
Browns	415	2,166	5.2	70t	18
Opponents	450	1,894	4.2	37	12

RECEIVING	NO	YDS	AVG	LG	TD
Collins, Gary	56	946	16.9	54	12
Green, Ernie	45	445	9.9	31t	6
Warfield, Paul	36	741	20.6	51	5
Kelly, Leroy	32	366	11.4	40	1
Morin, Milt	23	333	14.5	32	3
Smith, Ralph	13	183	14.1	28	3
McNeil, Clifton	2	94	47.0	50t	2
Roberts, Walter	2	19	9.5	10	0
Pietrosante, Nick	1	12	12.0	12	0
Houston, Jim	1	10	10.0	10t	1
Costello, Vince	1	-7	-7.0	-7	0
Browns	212	3,142	14.8	54	33
Opponents	221	2,650	12.0	58t	14

INTERCEPTIONS	NO	YDS	AVG	LG	TD
Fichtner, Ross	8	152	19.0	58	1
Howell, Mike	8	62	7.8	29	0
Barnes, Erich	4	128	32.0	54	0
Kellermann, Ernie	3	23	7.7	12	0
Houston, Jim	2	27	13.5	21	0
Parrish, Bernie	1	16	16.0	16	0
Wiggin, Paul	1	0	0.0	0	0
Brewer, Johnny	1	0	0.0	0	0
Costello, Vince	1	0	0.0	0	0
Beach, Walter	1	0	0.0	0	0
Browns	30	408	13.6	58	1
Opponents	15	68	4.5	27	0

PUNTING	NO	YDS	AVG	IN20	TB	LG	BLK
Collins, Gary	57	2,223	39.0	0	6	60	0
Browns	57	2,223	39.0	0	6	60	0
Opponents	56	2,224	39.7	0	2	56	0

PUNT RETURNS	NO	FC	YDS	AVG	LG	TD
Kelly, Leroy	13	6	104	8.0	52	0
Roberts, Walter	11	13	42	3.8	30	0
Green, Ernie	0	2	0	0.0	0	0
Browns	24	21	146	6.1	52	0
Opponents	23	15	111	4.8	38	0

KICKOFF RETURNS	NO	YDS	AVG	LG	TD
Roberts, Walter	20	454	22.7	57	0
Kelly, Leroy	19	403	21.2	49	0
Harraway, Charley	9	193	21.4	33	0
Schultz, Randy	3	52	17.3	23	0
Pietrosante, Nick	2	9	4.5	8	0
Smith, Ralph	1	0	0.0	0	0
Browns	54	1,111	20.6	57	0
Opponents	68	1,501	22.1	94t	2

FIELD GOALS	1-19	20-29	30-39	40-49	50+	TOT
Groza, Lou	0/1	2/6	4/8	3/8	0/0	9/23
Browns	0/1	2/6	4/8	3/8	0/0	9/23
Opponents	7/7	5/8	5/8	2/4	0/1	19/28

1967 (9-5)

COACH: Blanton Collier

1967 USUAL STARTING LINEUPS

OFFENSE

WR	42	Paul Warfield	DEFENSE		
LT	77	Dick Schafrath	LDE	84	P. Wiggins, 80 B. Glass
LG	60	John Wooten	LDT	71	Walter Johnson
C	54	Fred Hoaglin		69	Jim Kanicki
RG	66	Gene Hickerson	RDT	69	Jim Kanicki
RT	73	Monte Clark		71	Walter Johnson
	65	John DeMarie	RDE	80	Bill Glass, 84 P. Wiggins
TE	41	Ralph Smith	LLB	82	Jim Houston
WR	86	Gary Collins		56	Bob Matheson
	87	Eppie Barney	MLB	51	D. Lindsey, 82 J. Houston
QB	13	F. Ryan, 15 G. Lane	RLB	83	Johnny Brewer
RB	44	Leroy Kelly		52	Billy Andrews
RB	48	Ernie Green	LCB	40	E. Barnes, 28 B. Davis
	35	Larry Conjar	RCB	34	M. Howell, 40 E. Barnes
			LS	24	Ernie Kellermann
				20	Ross Fichtner
			RS	20	Ross Fichtner
				24	Ernie Kellermann

RADIO ANNOUNCERS:

Gib Shanley, Jim Graner (WRE 1300 AM)

TELEVISION ANNOUNCERS:

Frank Gleiber, Warren Lahr (WJW-Channel 8)

DATE	RESULT	OPPONENT	ATT
9/17	L, 14-21	Dallas Cowboys	81,039
9/24	L, 14-31	at Detroit Lions	57,383
10/1	W, 42-7	at New Orleans Saints	77,045
10/7	W, 21-10	Pittsburgh Steelers	82,949
10/15	W, 20-16	St. Louis Cardinals	77,813
10/22	W, 24-0	Chicago Bears	83,183
10/29	L, 34-38	at New York Giants	62,903
11/5	W, 34-14	at Pittsburgh Steelers	47,131
11/12	L, 7-55	at Green Bay Packers	50,074
11/19	W, 14-10	Minnesota Vikings	68,431
11/26	W, 42-37	Washington Redskins	72,798
12/3	W, 24-14	New York Giants	78,594
12/10	W, 20-16	at St. Louis Cardinals	47,782
12/17	L, 24-28	at Philadelphia Eagles	60,658

PLAYOFF

12/24	L, 14-52	at Dallas Cowboys	70,786
PLAYOFF BOWL			
1/7	L, 6-30	Los Angeles Rams	37,102

TEAM STATISTICS	BROWNS	OPPONENT
Total First Downs	238	281
Rushing	119	115
Passing	102	153
Penalty	17	13
Total Net Yards	4,316	4,848
Avg. Per Game	308.3	346.3
Total Plays	821	956
Avg. Per Play	5.3	5.1
Net Yards Rushing	2,139	1,767
Avg. Per Game	152.8	126.2
Total Rushes	444	459
Net Yards Passing	1,942	2,877
Avg. Per Game	138.7	205.5
Sacked/Yards Lost	44/372	44/354
Gross Yards	2,314	3,231
Attempts/Completions	333/160	454/250
Completion Pct.	48.0%	55.1%
Had Intercepted	18	22
Punts/Avg.	67/37.1	62/39.9
Net Punting Avg.	67/36.0	62/34.2
Penalties/Yards Lost	72/773	57/655
Fumbles/Ball Lost	24/17	29/14
Touchdowns	43	37
Rushing	15	15
Passing	22	19
Returns	6	3

SCORE BY PERIODS	1ST	2ND	3RD	4TH	OT	TOT
Browns	93	83	72	86	0	334
Opponents	55	101	66	75	0	297

SCORING	RU	PA	ST	DF	PAT	2RU	2PA	FG	SAF	TP
Kelly, Leroy	11	2	0	0	0/0	0	0	0/0	0	78
Groza, Lou	0	0	0	0	43/43	0	0	11/23	0	76
Warfield, Paul	0	8	0	0	0/0	0	0	0/0	0	48
Collins, Gary	0	7	0	0	0/0	0	0	0/0	0	42
Green, Ernie	4	2	0	0	0/0	0	0	0/0	0	36
McNeil, Clifton	0	2	0	0	0/0	0	0	0/0	0	12
Houston, Jim	0	0	0	2	0/0	0	0	0/0	0	12
Smith, Ralph	0	1	0	1	0/0	0	0	0/0	0	12
Brewer, J.	0	0	0	1	0/0	0	0	0/0	0	6
Davis, Ben	0	0	1	0	0/0	0	0	0/0	0	6
Ward, Carl	0	0	1	0	0/0	0	0	0/0	0	6
Browns	15	22	2	4	43/43	0	0	11/23	0	334
Opponents	15	19	3	0	36/37	0	0	13/25	0	297

RUSHING	NO	YDS	AVG	LG	TD
Kelly, Leroy	235	1,205*	5.1	42t	11
Green, Ernie	145	710	4.9	59t	4
Ryan, Frank	22	57	2.6	12	0
Conjar, Larry	20	78	3.9	16	0
Pietrosanti, Nick	10	73	7.3	31	0
Harraway, Charley	5	-4	-0.8	2	0
Lane, Gary	2	21	10.5	12	0
Warfield, Paul	2	10	5.0	18	0
Shiner, Dick	2	-7	-3.5	-3	0
Collins, Gary	1	6	6.0	6	0
Browns	444	2,149	4.8	59t	15
Opponents	459	1,767	3.8	37	15

RECEIVING	NO	YDS	AVG	LG	TD
Green, Ernie	39	369	9.5	41t	2
Warfield, Paul	32	702	21.9	49t	8
Collins, Gary	32	500	15.6	33	7
Kelly, Leroy	20	282	14.1	48	2
Smith, Ralph	14	211	15.1	49t	1
Morin, Milt	7	90	12.9	21	0
Conjar, Larry	6	68	11.3	27	0
Pietrosanti, Nick	6	56	9.3	23	0
McNeil, Clifton	3	33	11.0	23	2
Barney, Eppie	1	3	3.0	3	0
Browns	160	2,314	14.5	49t	22
Opponents	250	3,231	12.9	60t	19

INTERCEPTIONS	NO	YDS	AVG	LG	TD
Fichtner, Ross	4	113	28.3	88	0
Barnes, Erich	4	47	11.8	40	0
Houston, Jim	3	97	32.3	79t	2
Howell, Mike	3	20	6.7	20	0
Brewer, Johnny	2	75	37.5	70t	1
Davis, Ben	1	9	9.0	9	0
Kellermann, Ernie	1	9	9.0	9	0
Lindsey, Dale	1	5	5.0	5	0
Glass, Bill	1	0	0.0	0	0
Matheson, Bob	1	0	0.0	0	0
Ward, Carl	1	0	0.0	0	0
Browns	22	375	17.0	88	3
Opponents	18	290	16.1	42	1

PUNTING	NO	YDS	AVG	IN20	TB	LG	BLK
Collins, Gary	57	2,078	36.5	0	2	52	2
Kelly, Leroy	10	407	40.7	0	0	51	0
Browns	67	2,485	37.1	0	2	52	2
Opponents	62	2,475	39.9	0	2	57	0

PUNT RETURNS	NO	YDS	AVG	LG	TD	
Davis, Ben	18	7	229	12.7*	52t	1
Ward, Carl	6	3	62	10.3	24	0
Kelly, Leroy	9	4	59	6.6	32	0
Harraway, Charley	1	0	7	7.0	7	0
Youngblood, G.	1	0	0	0.0	0	0
Browns	35	14	357	10.2	52t	1
Opponents	29	21	70	2.4	12	0

KICKOFF RETURNS	NO	YDS	AVG	LG	TD
Davis, Ben	27	708	26.2	63	0
Ward, Carl	22	546	24.8	104t	1
Kelly, Leroy	5	131	26.2	32	0
Barney, Eppie	1	11	11.0	11	0
Browns	55	1,396	25.4	104t	1
Opponents	59	1,288	21.8	87t	2

FIELD GOALS	1-19	20-29	30-39	40-49	50+	TOT
Groza, Lou	2/2	2/5	6/8	1/7	0/1	11/23
Browns	2/2	2/5	6/8	1/7	0/1	11/23
Opponents	2/2	5/6	2/5	4/9	0/3	13/25

PASSING	ATT	CMP	YDS	PCT	AV/AT	TD	TD%	INT	INT%	LG	TKLD	RATING
Ryan, Frank	280	136	2,026	48.6	7.24	20	7.1	16	5.7	49t	38/318	72.7
Lane, Gary	43	21	254	48.8	5.91	2	4.7	1	2.3	23	4/30	73.2
Shiner, Dick	9	3	34	33.3	3.78	0	0.0	1	11.1	21	2/24	6.0
Kelly, Leroy	1	0	0	0.0	0.00	0	0.0	0	0.0	0	0/0	39.6
Browns	333	160	2,314	48.0	6.95	22	6.6	18	5.4	49t	44/372	70.6
Opponents	454	250	3,231	55.1	7.12	19	4.2	22	4.8	60t	44/354	71.4

* Led NFL

1968 (10-4)

COACH: Blanton Collier

1968 USUAL STARTING LINEUPS

OFFENSE		DEFENSE	
WR 42	Paul Warfield	LDE 88	Ron Sridow
LT 77	Dick Schafrath	81	Jack Gregory
LG 65	John DeMarie	LDT 71	Walter Johnson
C 54	Fred Hoaglin	RDT 69	Jim Kanicki
RG 66	Gene Hickerson	84	Marvin Upshaw
RT 73	Monte Clark	RDE 80	Bill Glass
TE 89	Milt Morin	81	Jack Gregory
WR 87	Eddie Barney	LLB 82	Jim Houston
86	Gary Collins	MLB 56	Bob Matheson
QB 16	B. Nelsen, 13 F. Ryan	RLB 51	Dale Lindsey
RB 44	Leroy Kelly	50	John Garlington
RB 48	Ernie Green	LCB 40	Erich Barnes
31	Charley Harraway	RCB 28	Ben Davis
		LS 24	Ernie Kellelmann
		34	Mike Howell
		RS 34	Mike Howell
		24	Ernie Kellelmann

RADIO ANNOUNCERS:
Gib Shanley, Jim Graner (WHK 1420 AM)

DATE	RESULT	OPPONENT	ATT
9/15	W, 24-10	at New Orleans Saints	74,215
9/22	L, 7-28	at Dallas Cowboys	68,733
9/29	L, 6-24	Los Angeles Rams	82,514
10/5	W, 31-24	Pittsburgh Steelers	81,865
10/13	L, 21-27	St. Louis Cardinals	79,349
10/20	W, 30-20	at Baltimore Colts	60,238
10/27	W, 30-7	Atlanta Falcons	67,723
11/3	W, 33-21	at San Francisco 49ers	31,359
11/10	W, 35-17	New Orleans Saints	71,025
11/17	W, 45-24	at Pittsburgh Steelers	41,572
11/24	W, 47-13	Philadelphia Eagles	62,338
12/1	W, 45-10	New York Giants	83,193
12/8	W, 24-21	at Washington Redskins	50,661
12/14	L, 16-27	at St. Louis Cardinals	39,746
PLAYOFF			
12/21	W, 31-20	Dallas Cowboys	81,497
NFL CHAMPIONSHIP			
12/29	L, 0-34	Baltimore Colts	80,628

TEAM STATISTICS		BROWNS	OPPONENT
Total First Downs		248	259
Rushing		104	110
Passing		123	130
Penalty		21	19
Total Net Yards		4,861	4,208
Avg. Per Game		347.2	300.6
Total Plays		831	888
Avg. Per Play		5.8	4.7
Net Yards Rushing		2,031	1,842
Avg. Per Game		145.1	131.6
Total Rushes		447	423
Net Yards Passing		2,834	2,248
Avg. Per Game		202.4	160.6
Sacked/Yards Lost		21/181	26/199
Gross Yards		3,015	2,447
Attempts/Completions		363/184	439/213
Completion Pct.		50.7%	48.5%
Had Intercepted		16	32
Punts/Avg.		63/37.3	60/39.9
Net Punting Avg.		63/35.4	60/38.3
Penalties/Yards Lost		74/851	61/620
Fumbles/Ball Lost		23/14	20/14
Touchdowns		49	33
Rushing		20	11
Passing		27	19
Returns		2	3

SCORE BY PERIODS		1ST	2ND	3RD	4TH	OT	TOT
Browns	51	134	97	112	0	—	394
Opponents	50	84	41	98	0	—	273

SCORING		RU	PA	ST	DF	PAT	2RU	2PA	FG	SAF	TP
Kelly, Leroy	16	4	0	0	0	0	0	0	0/0	0	120*
Cockroft, Don	0	0	0	0	0	46/48	0	0	0	18/24	0
Warfield, Paul	0	12	0	0	0	0	0	0	0/0	0	72
Morin, Milt	0	5	0	0	0	0	0	0	0/0	0	30
Barney, Eddie	1	1	0	0	0	0	0	0	0/0	0	12
Green, Ernie	0	2	0	0	0	0	0	0	0/0	0	12

PASSING	ATT	CMP	YDS	PCT	AVI/AT	TD	TD%	INT	INT%	LG	TKLD	RATING
Nelsen, Bill	293	152	2,366	51.9	8.08	19	6.5	10	3.4	87	11/102	86.4
Ryan, Frank	66	31	627	47.0	9.50	7	10.6	6	9.1	57/1	10/79	78.3
Kelly, Leroy	4	1	34	25.0	8.50	1	25.0	0	0.0	34/1	0/0	102.1
Browns	363	184	3,027	50.7	8.34	27	7.4	16	4.4	87	21/181	85.5
Opponents	439	213	2,447	48.5	5.57	19	4.3	32	7.3	56	26/199	49.8

* Led NFL

Morrison, Reece	1	1	0	0	0/0	0	0	0	0/0	0	12
Glass, Bill	0	0	0	1	0/0	0	0	0	0/0	0	6
Barnes, Erich	0	0	0	1	0/0	0	0	0	0/0	0	6
Harraway, Charley	1	1	0	0/0	0	0	0	0	0/0	0	6
McDonald, Tommy	0	1	0	0	0/0	0	0	0	0/0	0	6
Leigh, Charles	1	0	0	0	0/0	0	0	0	0/0	0	6
Nelsen, Bill	1	0	0	0	0/0	0	0	0	0/0	0	6
Browns	20	27	0	2	46/48	0	0	0	18/24	0	394
Opponents	11	19	3	0	33/33	0	0	0	14/26	0	273

RUSHING	NO	YDS	AVG	LG	TD
Kelly, Leroy	248	1,239*	5.0	65	16*
Harraway, Charley	91	334	3.7	23	0
Green, Ernie	41	152	3.7	14	0
Leigh, Charles	23	144	6.3	20t	1
Morrison, Reece	18	39	2.2	11	1
Nelsen, Bill	13	30	2.3	18	1
Ryan, Frank	11	64	5.8	19	0
Smith, Ralph	1	13	13.0	13	0
Morin, Milt	1	8	8.0	8	0
Barney, Eddie	0	8	0.0	8t	1
Browns	447	2,031	4.5	65	20
Opponents	423	1,842	4.4	44	11

RECEIVING	NO	YDS	AVG	LG	TD
Warfield, Paul	50	1,067	21.3	65t	12
Morin, Milt	43	792	18.4	87	5
Kelly, Leroy	22	297	13.5	68t	4
Barney, Eddie	18	189	10.5	18	1
Green, Ernie	16	142	8.9	62t	2
Harraway, Charley	12	162	13.5	63	1
Collins, Gary	9	230	25.6	39	0
McDonald, Tommy	7	113	16.1	42	1
Leigh, Charles	3	-4	-1.3	4	0
Morrison, Reece	2	40	20.0	29t	1
Smith, Ralph	2	11	5.5	7	0
Browns	184	3,039	16.5	87	27
Opponents	213	2,447	11.5	56	19

INTERCEPTIONS	NO	YDS	AVG	LG	TD
Davis, Ben	8	162	20.3	44	0
Howell, Mike	6	55	9.2	24	0
Kellelmann, Ernie	6	29	4.8	12	0
Barnes, Erich	3	64	21.3	40t	1
Houston, Jim	3	11	3.7	7	0
Matheson, Bob	2	44	22.0	30	0
Glass, Bill	2	21	10.5	17t	1
Lindsey, Dale	1	0	0.0	0	0
Garlington, John	1	0	0.0	0	0
Browns	32	386	12.1	44	2
Opponents	16	152	9.5	40	1

PUNTING	NO	YDS	AVG	IN20	TB	LG	BLK
Cockroft, Don	61	2,297	37.7	0	1	59	0
Collins, Gary	2	52	26.0	0	0	28	0
Browns	63	2,349	37.3	0	1	59	0
Opponents	60	2,392	39.9	0	4	70	0

PUNT RETURNS	NO	FC	YDS	AVG	LG	TD
Leigh, Charles	14	2	76	5.4	29	0
Davis, Ben	9	8	11	1.2	9	0
Kelly, Leroy	1	0	9	9.0	9	0
Copeland, Jim	0	0	0	0.0	0	0
McDonald, Tommy	0	1	0	0.0	0	0
Browns	24	11	96	4.0	29	0
Opponents	21	26	120	5.7	17	0

KICKOFF RETURNS	NO	YDS	AVG	LG	TD
Leigh, Charles	14	322	23.0	41	0
Ward, Carl	13	236	18.2	35	0
James, Nathaniel	8	166	20.8	43	0
Davis, Ben	8	152	19.0	33	0
Morrison, Reece	4	85	21.3	33	0
Kelly, Leroy	1	10	10.0	10	0
Smith, Ralph	1	3	3.0	3	0
Houston, Jim	1	0	0.0	0	0
Copeland, Jim	1	0	0.0	0	0
Andrews, Billy	1	0	0.0	0	0
Barnes, Erich	1	0	0.0	0	0
Howell, Mike	1	0	0.0	0	0
Browns	54	974	18.0	43	0
Opponents	64	1,412	22.1	80	0

FIELD GOALS	1-19	20-29	30-39	40-49	50+	TOT
Cockroft, Don	6/6	7/7	2/4	2/6	1/1	18/24
Browns	6/6	7/7	2/4	2/6	1/1	18/24
Opponents	3/3	4/6	3/7	4/8	0/2	14/26

PASSING	ATT	CMP	YDS	PCT	AVI/AT	TD	TD%	INT	INT%	LG	TKLD	RATING
Nelsen, Bill	293	152	2,366	51.9	8.08	19	6.5	10	3.4	87	11/102	86.4
Ryan, Frank	66	31	627	47.0	9.50	7	10.6	6	9.1	57/1	10/79	78.3
Kelly, Leroy	4	1	34	25.0	8.50	1	25.0	0	0.0	34/1	0/0	102.1
Browns	363	184	3,027	50.7	8.34	27	7.4	16	4.4	87	21/181	85.5
Opponents	439	213	2,447	48.5	5.57	19	4.3	32	7.3	56	26/199	49.8

STAFF

PLAYERS

2017 SEASON

HISTORY

RECORDS

GAME DAY

1969 (10-3-1)

COACH: Blanton Collier

1969 USUAL STARTING LINEUPS

OFFENSE

WR 42	Paul Warfield
LT 77	Dick Schafraht
LG 65	John DeMarie
C 54	Fred Hoaglin
RG 66	Gene Hickerson
RT 73	Monte Clark
62	Joe Taffoni
TE 89	Mitt Morin
83	Chip Glass
WR 86	Gary Collins
QB 16	Bill Nelsen
RB 44	Leroy Kelly
26	Reece Morrison
RB 30	Ron Johnson
35	Bo Scott

RADIO ANNOUNCERS:

Gib Shanley, Jim Graner (WHK 1420 AM)

DEFENSE

LDE 88	Ron Snidow
LDT 71	Walter Johnson
RDT 84	Marvin Upshaw
69	Jim Kanicki
RDE 81	Jack Gregory
LLB 82	Jim Houston
MLB 51	Dale Lindsey
56	Bob Matheson
RLB 50	John Garlington
51	Dale Lindsey
LCB 40	Erich Barnes
RCB 29	Walt Sumner
LS 24	Ernie Kellermann
20	Fred Summers
RS 34	Mike Howell

DATE	RESULT	OPPONENT	ATT
9/21	W, 27-20	at Philadelphia Eagles	60,658
9/28	W, 27-23	Washington Redskins	82,581
10/5	L, 21-28	Detroit Lions	82,933
10/12	W, 27-17	at New Orleans Saints	71,274
10/18	W, 42-31	Pittsburgh Steelers	84,078
10/26	T, 21-21	St. Louis Cardinals	81,186
11/2	W, 42-10	Dallas Cowboys	84,850
11/9	L, 3-51	at Minnesota Vikings	47,700
11/16	W, 24-3	at Pittsburgh Steelers	47,670
11/23	W, 28-17	New York Giants	80,595
11/30	W, 28-24	at Chicago Bears	45,050
12/7	W, 20-7	Green Bay Packers	82,137
12/14	W, 27-21	at St. Louis Cardinals	44,324
12/21	L, 14-27	at New York Giants	62,966
PLAYOFF			
12/28	W, 38-14	at Dallas Cowboys	69,321
NFL CHAMPIONSHIP			
1/4	L, 7-27	at Minnesota Vikings	47,900

TEAM STATISTICS	BROWNS	OPPONENT
Total First Downs	250	257
Rushing	97	120
Passing	138	121
Penalty	15	16
Total Net Yards	4,428	4,420
Avg. Per Game	316.3	315.7
Total Plays	845	841
Avg. Per Play	5.2	5.3
Net Yards Rushing	1,788	1,956
Avg. Per Game	127.7	139.7
Total Rushes	447	417
Net Yards Passing	2,640	2,464
Avg. Per Game	188.6	176.0
Sacked/Yards Lost	20/190	37/323
Gross Yards	2,830	2,787
Attempts/Completions	378/199	387/202
Completion Pct.	52.6%	52.2%
Had Intercepted	21	19
Punts/Avg.	60/37.5	64/40.5
Net Punting Avg.	60/36.3	64/37.9
Penalties/Yards Lost	58/603	72/746
Fumbles/Ball Lost	25/14	32/22
Touchdowns	45	38
Rushing	17	18
Passing	24	19
Returns	4	1

SCORE BY PERIODS	1ST	2ND	3RD	4TH	OT	TOT
Browns	77	117	70	87	0	— 351
Opponents	41	91	38	130	0	— 300

SCORING	RU	PA	ST	DF	PAT	2RU	2PA	FG	SAF	TP
Cockroft, Don	0	0	0	0	45/45	0	0	12/23	0	81
Collins, Gary	0	11	0	0	0/0	0	0	0/0	0	66
Kelly, Leroy	9	1	0	0	0/0	0	0	0/0	0	60
Warfield, Paul	0	10	0	0	0/0	0	0	0/0	0	60

PASSING	ATT	CMP	YDS	PCT	AV/AT	TD	TD%	INT	INT%	LG	TKLD	RATING
Nelsen, Bill	352	190	2,743	54.0	7.79	23	6.5	19	5.4	82t	17/164	78.8
Kelly, Leroy	5	1	36	20.0	7.20	1	20.0	0	0.0	36t	0/0	96.7
Rhyme, Jerry	19	7	35	36.8	1.84	0	0.0	2	10.5	22	3/26	5.7
Morrison, Reece	1	1	16	100.0	16.00	0	0.0	0	0.0	16	0/0	118.8
Johnson, Ron	1	0	0	0.0	0.00	0	0.0	0	0.0	0	0/0	39.6
Browns	378	199	2,830	52.6	7.49	24	6.3	21	5.6	82t	20/190	75.2
Opponents	387	202	2,787	52.2	7.20	19	4.9	19	4.9	84t	37/323	71.5

Johnson, Ron	7	0	0	0	0/0	0	0	0/0	0	42
Glass, Chip	0	2	0	0	0/0	0	0	0/0	0	12
Johnson, W.	0	0	0	1	0/0	0	0	0/0	0	6
Barnes, Erich	0	0	0	1	0/0	0	0	0/0	0	6
Morrison, Walt	0	0	0	1	0/0	0	0	0/0	0	6
Sumner, R.	1	0	0	0	0/0	0	0	0/0	0	6
Kellermann, E.	0	0	0	1	0/0	0	0	0/0	0	6
Browns	17	24	0	4	45/45	0	0	12/23	0	351
Opponents	18	19	1	0	36/37	0	0	12/22	0	300

RUSHING	NO	YDS	AVG	LG	TD
Kelly, Leroy	196	817	4.2	31	9
Johnson, Ron	138	472	3.4	48t	7
Morrison, Reece	59	300	5.1	54	1
Scott, Bo	44	157	3.6	20	0
Nelsen, Bill	5	-11	-2.2	3	0
Morin, Mit	2	30	15.0	22	0
Warfield, Paul	2	23	11.5	16	0
Rhyme, Jerry	1	0	0.0	0	0
Browns	447	1,788	4.0	54	17
Opponents	417	1,956	4.7	57	18

RECEIVING	NO	YDS	AVG	LG	TD
Collins, Gary	54	786	14.6	48t	11
Warfield, Paul	42	886	21.1	82t	10
Morin, Mit	37	495	13.4	35	0
Johnson, Ron	24	164	6.8	18	0
Kelly, Leroy	20	267	13.4	36	1
Morrison, Reece	6	71	11.8	26	0
Scott, Bo	6	25	4.2	14	0
Glass, Chip	4	91	22.8	40	2
Jones, Dave	2	33	16.5	22	0
Hooker, Fair	2	21	10.5	12	0
Leigh, Charles	2	-9	-4.5	-4	0
Browns	199	2,830	14.2	82t	24
Opponents	202	2,787	13.8	84t	19

INTERCEPTIONS	NO	YDS	AVG	LG	TD
Howell, Mike	6	21	3.5	11	0
Sumner, Walt	4	82	20.5	40t	1
Kellermann, Ernie	3	40	13.3	40t	1
Garlington, John	2	4	2.0	4	0
Barnes, Erich	1	55	55.0	55t	1
Gregory, Jack	1	12	12.0	12	0
Lindsey, Dale	1	3	3.0	3	0
Upshaw, Marvin	1	0	0.0	0	0
Browns	19	217	11.4	55t	3
Opponents	21	275	13.1	56	1

PUNTING	NO	YDS	AVG	IN20	TB	LG	BLK
Cockroft, Don	57	2,138	37.5	0	6	55	1
Collins, Gary	3	112	37.3	0	1	59	0
Browns	60	2,250	37.5	0	7	59	1
Opponents	64	2,593	40.5	0	0	58	0

PUNT RETURNS	NO	FC	YDS	AVG	LG	TD
Sumner, Walt	9	11	72	8.0	21	0
Morrison, Reece	11	3	49	4.5	15	0
Kelly, Leroy	7	0	28	4.0	13	0
Leigh, Charles	5	1	18	3.6	14	0
Browns	32	15	167	5.2	21	0
Opponents	20	21	72	3.6	55	0

KICKOFF RETURNS	NO	YDS	AVG	LG	TD
Scott, Bo	25	722	28.9	65	0
Morrison, Reece	9	155	17.2	31	0
Brown, Dean	2	45	22.5	24	0
Kelly, Leroy	2	26	13.0	14	0
Leigh, Charles	2	6	3.0	6	0
Johnson, Ron	1	31	31.0	31	0
Kanicki, Jim	1	0	0.0	0	0
Jenkins, Al	1	0	0.0	0	0
Matheson, Bob	1	0	0.0	0	0
Mitchell, Alvin	1	0	0.0	0	0
Howell, Mike	1	0	0.0	0	0
Browns	46	985	21.4	65	0
Opponents	56	1,166	20.8	48	0

FIELD GOALS	1-19	20-29	30-39	40-49	50+	TOT
Cockroft, Don	0/0	7/8	3/8	2/6	0/1	12/23
Browns	0/0	7/8	3/8	2/6	0/1	12/23
Opponents	2/3	4/5	5/6	1/6	0/2	12/22

1970 (7-7)

COACH: Blanton Collier
DIVISION FINISH: 2nd AFC Central
1970 USUAL STARTING LINEUPS

OFFENSE		DEFENSE	
WR 43	F. Hooker, 85 H. Jones	LDE 88	Ron Snidow
LT 77	Dick Schafrath	80	Joe Jones
LG 65	John DeMarie	LDT 71	Walter Johnson
C 54	Fred Hoaglin	RDT 72	Jerry Sherk
RG 66	Gene Hickerson	RDE 81	Jack Gregory
RT 62	Joe Taftoni	LLB 82	Jim Houston
TE 89	Milt Morin	50	John Garlington
83	Chip Glass	MLB 82	Jim Houston
WR 86	Gary Collins	56	Bob Matheson
85	Homer Jones	RLB 52	Billy Andrews
QB 16	Bill Nelsen	51	Dale Lindsey
15	Mike Phipps	LCB 40	Erich Barnes
RB 44	Leroy Kelly	RCB 29	Walt Sumner
26	Reece Morrison	28	Ben Davis
RB 35	Bo Scott	LS 24	Ernie Kellermann
26	Reece Morrison	RS 34	Mike Howell

RADIO ANNOUNCERS:
 Gib Shanley, Jim Graner (WHK 1420 AM)

DATE	RESULT	OPPONENT	ATT
9/21	W, 31-21	New York Jets	85,703
9/27	L, 31-34	at San Francisco 49ers	37,502
10/3	W, 15-7	Pittsburgh Steelers	84,349
10/11	W, 30-27	Cincinnati Bengals	83,520
10/18	L, 24-41	Detroit Lions	83,577
10/25	W, 28-0	at Miami Dolphins	75,313
11/1	L, 10-27	San Diego Chargers	80,047
11/8	L, 20-23	at Oakland Raiders	54,463
11/15	L, 10-14	at Cincinnati Bengals	60,007
11/22	W, 28-14	Houston Oilers	74,723
11/29	L, 9-28	at Pittsburgh Steelers	50,214
12/7	W, 21-10	at Houston Oilers	50,582
12/12	L, 2-6	Dallas Cowboys	75,458
12/20	W, 27-13	at Denver Broncos	51,001

TEAM STATISTICS	BROWNS	OPPONENT
Total First Downs	239	236
Rushing	84	104
Passing	134	120
Penalty	21	12
Total Net Yards	4,161	4,244
Avg. Per Game	297.2	303.1
Total Plays	870	844
Avg. Per Play	4.8	5.0
Net Yards Rushing	1,579	2,006
Avg. Per Game	112.8	143.3
Total Rushes	462	451
Net Yards Passing	2,582	2,238
Avg. Per Game	184.4	159.9
Sacked/Yards Lost	16/170	35/290
Gross Yards	2,752	2,528
Attempts/Completions	392/190	357/186
Completion Pct.	48.5%	52.1%
Had Intercepted	24	19
Punts/Avg.	71/42.6	66/42.4
Net Punting Avg.	71/41.4	66/38.9
Penalties/Yards Lost	65/634	88/871
Fumbles/Ball Lost	24/14	28/12
Touchdowns	35	32
Rushing	14	10
Passing	17	16
Returns	4	6

SCORE BY PERIODS	1ST	2ND	3RD	4TH	OT	TOT
Browns	54	92	85	55	0	286
Opponents	54	100	37	74	0	265

SCORING	R	PA	ST	DF	PAT	ZRU	ZPA	FG	SAF	TP
Cockroft, Don	0	0	0	0	34/35	0	0	12/22	0	70
Scott, Bo	7	4	0	0	0/0	0	0	0/0	0	66
Kelly, Leroy	6	2	0	0	0/0	0	0	0/0	0	48
Collins, Gary	0	4	0	0	0/0	0	0	0/0	0	24
Jones, Homer	0	1	1	0	0/0	0	0	0/0	0	12
Glass, Chip	0	2	0	0	0/0	0	0	0/0	0	12

PASSING	ATT	CMP	YDS	PCT	AV/AT	TD	TD%	INT	INT%	LG	TKLD	RATING
Nelsen, Bill	313	159	2,156	50.8	6.89	16	5.1	16	5.1	78t	8/79	68.9
Phipps, Mike	60	29	529	48.3	8.82	1	1.7	5	8.3	53t	7/86	49.9
Gault, Don	19	2	67	10.5	3.53	0	0.0	3	15.8	44	1/5	2.2
Browns	392	190	2,752	48.5	7.02	17	4.3	24	6.1	78t	16/170	60.7
Opponents	357	186	2,528	52.1	7.08	16	4.5	19	5.3	81t	35/290	67.8

Hooker, Fair	0	2	0	0	0/0	0	0	0/0	0	12
Andrews, Billy	0	0	0	1	0/0	0	0	0/0	0	6
Morrison, Reece	0	1	0	0	0/0	0	0	0/0	0	6
Barnes, Erich	0	0	0	1	0/0	0	0	0/0	0	6
Minnier, Randy	1	0	0	0	0/0	0	0	0/0	0	6
Lindsey, Dale	0	0	0	1	0/0	0	0	0/0	0	6
Morin, Milt	0	1	0	0	0/0	0	0	0/0	0	6
Johnson, Walter	0	0	0	0	0/0	0	0	0/0	0	1.2
Snidow, Ron	0	0	0	0	0/0	0	0	0/0	0	1.2
Reynolds, Chuck	0	0	0	0	0/0	0	0	0/0	0	1.2
Browns	14	17	1	3	34/35	0	0	12/22	3	286
Opponents	10	16	6	0	31/32	0	0	14/26	0	265

RUSHING	NO	YDS	AVG	LG	TD
Kelly, Leroy	206	656	3.2	33t	6
Scott, Bo	151	625	4.1	63t	7
Morrison, Reece	73	175	2.4	18	0
Minnier, Randy	12	39	3.3	9	1
Phipps, Mike	11	94	8.5	26	0
Nelsen, Bill	7	-4	-0.6	2	0
Morin, Milt	1	2	2.0	2	0
Brown, Ken	1	-8	-8.0	-8	0
Browns	462	1,579	3.4	63t	14
Opponents	451	2,006	4.4	73	11

RECEIVING	NO	YDS	AVG	LG	TD
Scott, Bo	40	351	8.8	24	4
Morin, Milt	37	611	16.5	36	1
Hooker, Fair	28	490	17.5	69	2
Collins, Gary	26	351	13.5	28	4
Kelly, Leroy	24	311	13.0	55	2
Glass, Chip	19	403	21.2	78t	2
Jones, Homer	10	141	14.1	43t	1
Morrison, Reece	5	95	19.0	53t	1
Minnier, Randy	1	-1	-1.0	-1	0
Browns	190	2,752	14.5	78t	17
Opponents	186	2,528	13.6	81t	16

INTERCEPTIONS	NO	YDS	AVG	LG	TD
Barnes, Erich	5	85	17.0	38t	1
Sumner, Walt	4	85	21.3	34	0
Lindsey, Dale	2	65	32.5	56t	1
Houston, Jim	1	25	25.0	25	0
Andrews, Billy	1	25	25.0	25t	1
Kellermann, Ernie	1	18	18.0	18	0
Matheson, Bob	1	11	11.0	11	0
Garlington, John	1	6	6.0	6	0
Johnson, Walter	1	4	4.0	4	0
Howell, Mike	1	0	0.0	0	0
Davis, Ben	1	0	0.0	0	0
Browns	19	324	17.1	56t	3
Opponents	24	399	16.6	62t	4

PUNTING	NO	YDS	AVG	IN20	TB	LG	BLK
Cockroft, Don	71	3,023	42.6	0	7	71	1
Browns	71	3,023	42.6	0	7	71	1
Opponents	66	2,801	42.4	0	3	65	0

PUNT RETURNS	NO	FC	YDS	AVG	LG	TD
Morrison, Reece	15	2	133	8.9	34	0
Sumner, Walt	8	11	70	8.8	38	0
Schoen, Tom	8	1	18	2.3	7	0
Kelly, Leroy	2	0	15	7.5	12	0
Jenkins, Al	1	0	0	0.0	0	0
Jones, Dave	0	2	0	0.0	0	0
Browns	34	16	236	6.9	38	0
Opponents	23	28	83	3.6	33	0

KICKOFF RETURNS	NO	YDS	AVG	LG	TD
Jones, Homer	29	739	25.5	94t	1
Morrison, Reece	7	153	21.9	36	0
Brown, Ken	2	44	22.0	32	0
Matheson, Bob	2	21	10.5	14	0
Schoen, Tom	1	27	27.0	27	0
Righetti, Joe	1	17	17.0	17	0
Morin, Milt	1	0	0.0	0	0
Glass, Chip	1	0	0.0	0	0
Browns	44	1,001	22.8	94t	1
Opponents	39	956	24.5	91	0

FIELD GOALS	1-19	20-29	30-39	40-49	50+	TOT
Cockroft, Don	3/4	2/3	4/7	3/7	0/1	12/22
Browns	3/4	2/3	4/7	3/7	0/1	12/22
Opponents	2/2	1/4	5/7	3/7	3/6	14/26

STAFF

PLAYERS

2017 SEASON

HISTORY

RECORDS

GAME DAY

1971 (9-5)

COACH: Nick Skorich
DIVISION FINISH: 1st AFC Central
1971 USUAL STARTING LINEUPS

OFFENSE		DEFENSE	
WR 43	Fair Hooker	LDE 80	J. Jones, 88 R. Snidow
LT 77	Dick Schafrath	LDT 71	Walter Johnson
73	Doug Dieken	RDT 72	Jerry Sherk
LG 65	John DeMarie	RDE 81	Jack Gregory
C 54	Fred Hoaglin	LLB 82	Jim Houston
64	Jim Copeland	50	Jim Garlington
RG 66	Gene Hickerson	MLB 51	Dale Lindsey
RT 78	Bob McKay	82	Jim Houston
TE 89	Milt Morin	RLB 52	Billy Andrews
WR 86	Gary Collins	51	Dale Lindsey
25	Frank Pitts	LCB 22	C. Scott, 20 F. Summers
QB 16	Bill Nelsen	RCB 28	B. Davis, 29 W. Sumner
15	Mike Phipps	LS 29	Walt Sumner
RB 44	Leroy Kelly	24	Ernie Kellermann
RB 35	Bo Scott	RS 34	M. Howell, 40 E. Barnes

RADIO ANNOUNCERS:
 Gib Shanley, Jim Graner (WHK 1420 AM)

DATE	RESULT	OPPONENT	ATT
9/19	W, 31-0	Houston Oilers	73,387
9/26	W, 14-13	at Baltimore Colts	56,837
10/4	L, 20-34	Oakland Raiders	84,285
10/10	W, 27-17	Pittsburgh Steelers	83,391
10/17	W, 27-24	at Cincinnati Bengals	60,284
10/24	L, 0-27	Denver Broncos	75,674
10/31	L, 14-31	Atlanta Falcons	76,825
11/7	L, 9-26	at Pittsburgh Steelers	50,202
11/14	L, 7-13	at Kansas City Chiefs	50,388
11/21	W, 27-7	New England Patriots	65,238
11/28	W, 37-24	at Houston Oilers	37,921
12/5	W, 31-27	Cincinnati Bengals	82,705
12/12	W, 21-17	at New Orleans Saints	72,794
12/19	W, 20-13	at Washington Redskins	53,041

TEAM STATISTICS	BROWNS	OPPONENT
Total First Downs	231	232
Rushing	89	115
Passing	127	100
Penalty	15	17
Total Net Yards	3,857	4,194
Avg. Per Game	275.5	299.6
Total Plays	859	848
Avg. Per Play	4.5	4.9
Net Yards Rushing	1,558	2,227
Avg. Per Game	111.3	159.1
Total Rushes	461	484
Net Yards Passing	2,299	1,967
Avg. Per Game	164.2	140.5
Sacked/Yards Lost	22/222	25/203
Gross Yards	2,521	2,170
Attempts/Completions	376/188	339/156
Completion Pct.	50.0%	46.0%
Had Intercepted	27	24
Punts/Avg.	67/39.9	66/42.4
Net Punting Avg.	67/36.5	66/37.0
Penalties/Yards Lost	68/612	86/772
Fumbles/Ball Lost	29/18	31/16
Touchdowns	34	30
Rushing	19	14
Passing	14	12
Returns	1	4

SCORE BY PERIODS	1ST	2ND	3RD	4TH	OT	TOT
Browns	47	71	64	103	0	285
Opponents	51	120	23	79	0	273

SCORING	RU	PA	ST	DF	PAT	ZRU	ZPA	FG	SAF	TP
Cockroft, Don	0	0	0	0	34/34	0	0	15/28	0	79
Kelly, Leroy	10	2	0	0	0/0	0	0	0/0	0	72
Scott, Bo	9	1	0	0	0/0	0	0	0/0	0	60
Pitts, Frank	0	4	0	0	0/0	0	0	0/0	0	24
Collins, Gary	0	3	0	0	0/0	0	0	0/0	0	18

PASSING	ATT	CMP	YDS	PCT	AVI/AT
Nelsen, Bill	325	174	2,319	53.5	7.14
Phipps, Mike	47	13	179	27.7	3.81
Kelly, Leroy	4	1	23	25.0	5.75
Browns	376	188	2,521	50.0	6.70
Opponents	339	156	2,170	46.0	6.40

Morin, Milt	0	2	0	0	0/0	0	0	0/0	0	12
Glass, Chip	0	1	0	0	0/0	0	0	0/0	0	6
Johnson, W.	0	0	0	1	0/0	0	0	0/0	0	6
Hooker, Fair	0	1	0	0	0/0	0	0	0/0	0	6
Dieken, Doug	0	0	0	0	0/0	0	0	0/0	1	2
Browns	19	14	0	1	34/34	0	0	0	15/28	1 285
Opponents	14	12	4	0	30/30	0	0	0	21/31	0 273

RUSHING	NO	YDS	AVG	LG	TD
Kelly, Leroy	234	865	3.7	35	10
Scott, Bo	179	606	3.4	35	9
Nelsen, Bill	13	-18	-1.4	4	0
Brown, Ken	11	47	4.3	17	0
Cornell, Bo	11	12	1.1	6	0
Phipps, Mike	6	35	5.8	15	0
Morrison, Reece	5	-2	-0.4	4	0
Cockroft, Don	1	12	12.0	12	0
Morin, Milt	1	1	1.0	1	0
Browns	461	1,558	3.4	35	19
Opponents	484	2,227	4.6	86t	14

RECEIVING	NO	YDS	AVG	LG	TD
Hooker, Fair	45	649	14.4	48	1
Morin, Milt	40	581	14.5	31	2
Scott, Bo	30	233	7.8	35	1
Pitts, Frank	27	487	18.0	53t	4
Kelly, Leroy	25	252	10.1	29	2
Collins, Gary	15	231	15.4	29	3
Jones, Dave	4	6	16.5	21	0
Cornell, Bo	1	18	18.0	18	0
Glass, Chip	1	4	4.0	4t	1
Browns	188	2,521	13.4	53t	14
Opponents	156	2,170	13.9	53	12

INTERCEPTIONS	NO	YDS	AVG	LG	TD
Sumner, Walt	5	35	7.0	25	0
Scott, Clarence	4	47	11.8	21	0
Andrews, Billy	3	34	11.3	19	0
Kellermann, Ernie	3	0	0.0	0	0
Howell, Mike	2	93	46.5	68	0
Lindsey, Dale	2	50	25.0	29	0
Davis, Ben	2	18	9.0	15	0
Sherk, Jerry	2	3	1.5	3	0
Garlington, John	1	0	0.0	0	0
Snidow, Ron	0	3	0.0	0	0
Browns	24	283	11.8	68	0
Opponents	27	453	16.8	66	2

PUNTING	NO	YDS	AVG	IN20	TB	LG	BLK
Cockroft, Don	62	2,508	40.5	0	2	59	2
Collins, Gary	5	162	32.4	0	0	42	0
Browns	67	2,670	39.9	0	2	59	2
Opponents	66	2,800	42.4	0	7	59	1

PUNT RETURNS	NO	FC	YDS	AVG	LG	TD
Kelly, Leroy	30	4	292	9.7	74	0
Jones, Dave	9	2	63	7.0	20	0
Kellermann, Ernie	1	0	4	4.0	4	0
Browns	40	6	359	9.0	74	0
Opponents	26	19	227	8.7	45	0

KICKOFF RETURNS	NO	YDS	AVG	LG	TD
Brown, Ken	15	330	22.0	35	0
Morrison, Reece	9	267	29.7	52	0
Pitts, Frank	9	238	26.4	35	0
Brown, Stan	7	157	22.4	32	0
Houston, Jim	1	21	21.0	21	0
Cornell, Bo	1	19	19.0	19	0
Dieken, Doug	1	16	16.0	16	0
Kelly, Leroy	1	11	11.0	11	0
Kellermann, Ernie	1	5	5.0	5	0
Glass, Chip	1	1	1.0	1	0
Browns	46	1,065	23.2	52	0
Opponents	55	1,252	22.8	58	0

FIELD GOALS	1-19	20-29	30-39	40-49	50+	TOT
Cockroft, Don	2/3	6/6	6/9	1/9	0/1	15/28
Browns	2/3	6/6	6/9	1/9	0/1	15/28
Opponents	6/7	9/11	4/8	2/4	0/1	21/31

	TD	TD%	INT	INT%	LG	TKLD	RATING
13	4.0	23	7.1	53t	22/222	60.3	
1	2.1	4	8.5	39	0/0	14.6	
0	0.0	0	0.0	23	0/0	51.0	
14	3.7	27	7.2	53t	22/222	54.2	
12	3.5	24	7.1	53	25/203	49.4	

1972 (10-4)

COACH: Nick Skorich

DIVISION FINISH: 2nd AFC Central

1972 USUAL STARTING LINEUPS

OFFENSE		DEFENSE	
WR 43	Fair Hooker	LDE 87	Rich Jackson
LT 73	Doug Dieken	81	Nick Roman
LG 66	Gene Hickerson	LDT 71	Walter Johnson
C 61	Bob DeMarco	RDT 72	Jerry Sherk
54	Fred Hoaglin	RDE 84	Bob Briggs
RG 65	John DeMarie	81	Nick Roman
68	Bob Pena	LLB 59	Charlie Hall
RT 78	Bob McKay	MLB 51	Dale Lindsey
65	John DeMarie	82	Jim Houston
TE 89	Milt Morin	RLB 52	Billy Andrews
WR 25	Frank Pitts	50	John Garlington
85	Paul Staroba	LCB 22	Clarence Scott
QB 15	Mike Phipps	RCB 28	Ben Davis
16	Bill Nelsen	SS 27	Thom Darden
RB 44	Leroy Kelly	34	Mike Howell
RB 35	Bo Scott	FS 29	Walt Sumner
		27	Thom Darden

RADIO ANNOUNCERS:

Gib Shanley, Jim Graner (WHK 1420 AM)

DATE	RESULT	OPPONENT	ATT
9/17	L, 10-26	Green Bay Packers	75,771
9/24	W, 27-17	at Philadelphia Eagles	65,720
10/1	W, 27-6	Cincinnati Bengals	81,564
10/8	L, 7-31	Kansas City Chiefs	83,819
10/15	L, 0-17	Chicago Bears	72,339
10/22	W, 23-17	at Houston Oilers	38,113
10/29	W, 27-20	at Denver Broncos	51,656
11/5	W, 20-0	Houston Oilers	61,985
11/13	W, 21-17	at San Diego Chargers	54,205
11/19	W, 26-24	Pittsburgh Steelers	83,009
11/26	W, 27-10	Buffalo Bills	70,104
12/3	L, 0-30	at Pittsburgh Steelers	50,350
12/9	W, 27-24	at Cincinnati Bengals	59,524
12/17	W, 26-10	at New York Jets	62,614
		PLAYOFF	
12/24	L, 14-20	at Miami Dolphins	78,196

TEAM STATISTICS	BROWNS	OPPONENT
Total First Downs	215	240
Rushing	102	130
Passing	101	89
Penalty	12	21
Total Net Yards	3,709	4,069
Avg. Per Game	264.9	290.6
Total Plays	817	868
Avg. Per Play	4.5	4.7
Net Yards Rushing	1,793	2,333
Avg. Per Game	128.1	166.6
Total Rushes	453	520
Net Yards Passing	1,916	1,736
Avg. Per Game	136.9	124.0
Sacked/Yards Lost	27/219	38/258
Gross Yards	2,135	1,994
Attempts/Completions	337/158	310/160
Completion Pct.	46.9%	51.6%
Had Intercepted	19	13
Punts/Avg.	81/43.2	74/40.9
Net Punting Avg.	81/38.8	74/38.0
Penalties/Yards Lost	57/536	63/557
Fumbles/Ball Lost	21/9	39/16
Touchdowns	29	27
Rushing	13	13
Passing	13	14
Returns	3	0

SCORE BY PERIODS	1ST	2ND	3RD	4TH	OT	TOT
Browns	39	95	46	88	0	— 268
Opponents	61	57	72	59	0	— 249

SCORING	RU	PA	ST	DF	PAT	2RU	2PA	FG	SAF	TP
Cockroft, Don	0	0	0	0	28/29	0	0	22/27	0	94
Pitts, Frank	0	8	0	0	0/0	0	0	0/0	0	48
Kelly, Leroy	4	1	0	0	0/0	0	0	0/0	0	30

PASSING	ATT	CMP	YDS	PCT	AVI/AT	TD	TD%	INT	INT%	LG	TKLD	RATNG
Phipps, Mike	305	144	1,994	47.2	6.54	13	4.3	16	5.2	80t	23/183	61.0
Nelsen, Bill	31	14	141	45.2	4.55	0	0.0	3	9.7	26	3/29	19.1
Kelly, Leroy	1	0	0	0.0	0.00	0	0.0	0	0.0	0	1/7	39.6
Browns	337	158	2,135	46.9	6.34	13	3.9	19	5.6	80t	27/219	56.9
Opponents	310	160	1,994	51.6	6.43	14	4.5	13	4.2	80t	38/258	69.5

Phipps, Mike	5	0	0	0	0/0	0	0	0/0	0	30
Hooker, Fair	0	2	0	0	0/0	0	0	0/0	0	12
Scott, Bo	2	0	0	0	0/0	0	0	0/0	0	12
Brown, Ken	2	0	0	0	0/0	0	0	0/0	0	12
Morin, Milt	0	1	0	0	0/0	0	0	0/0	0	6
Staroba, Paul	0	1	0	0	0/0	0	0	0/0	0	6
Briggs, Bob	0	0	0	1	0/0	0	0	0/0	0	6
Roman, Nick	0	0	0	1	0/0	0	0	0/0	0	6
Scott, Clarence	0	0	1	0	0/0	0	0	0/0	0	6
Browns	13	13	1	2	28/29	0	0	22/27	0	268
Opponents	13	14	0	0	27/27	0	0	20/29	0	249

RUSHING	NO	YDS	AVG	LG	TD
Kelly, Leroy	224	811	3.6	18	4
Scott, Bo	123	571	4.6	27t	2
Phipps, Mike	60	256	4.3	18	5
Brown, Ken	32	114	3.6	14	2
Cornell, Bo	7	8	1.1	7	0
Pitts, Frank	3	29	9.7	13	0
Lefear, Billy	3	6	2.0	4	0
Nelsen, Bill	1	-2	-2.0	-2	0
Browns	453	1,793	4.0	27t	13
Opponents	520	2,333	4.5	75t	13

RECEIVING	NO	YDS	AVG	LG	TD
Pitts, Frank	36	620	17.2	80t	8
Hooker, Fair	32	441	13.8	43	2
Morin, Milt	30	540	18.0	36	1
Kelly, Leroy	23	204	8.9	28	1
Scott, Bo	23	172	7.5	30	0
Brown, Ken	5	64	12.8	19	0
Glass, Chip	5	61	12.2	24	0
Cornell, Bo	2	7	3.5	5	0
Staroba, Paul	1	19	19.0	19t	1
Richardson, Gloster	1	7	7.0	7	0
Browns	158	2,135	13.5	80t	13
Opponents	160	1,994	12.5	80t	14

INTERCEPTIONS	NO	YDS	AVG	LG	TD
Darden, Thom	3	64	21.3	20	0
Davis, Ben	3	10	3.3	10	0
Roman, Nick	1	36	36.0	36t	1
Briggs, Bob	1	16	16.0	16	0
Hall, Charlie	1	12	12.0	12	0
Garlington, John	1	10	10.0	10	0
Andrews, Billy	1	4	4.0	4	0
Johnson, Walter	1	1	1.0	1	0
Howell, Mike	1	1	1.0	1	0
Browns	13	154	11.8	36t	1
Opponents	19	145	7.6	35	0

PUNTING	NO	YDS	AVG	IN20	TB	LG	BLK
Cockroft, Don	81	3,498	43.2	0	4	65	0
Browns	81	3,498	43.2	0	4	65	0
Opponents	74	3,023	40.9	0	7	60	0

PUNT RETURNS	NO	FC	YDS	AVG	LG	TD
Majors, Bobby	16	6	96	6.0	41	0
Darden, Thom	15	7	71	4.7	37	0
Kelly, Leroy	5	3	40	8.0	14	0
Sumner, Walt	1	2	14	14.0	14	0
Browns	37	18	221	6.0	41	0
Opponents	46	21	357	7.8	60	0

KICKOFF RETURNS	NO	YDS	AVG	LG	TD
Brown, Ken	20	473	23.6	47	0
Majors, Bobby	10	222	22.2	40	0
Lefear, Billy	6	138	23.0	29	0
Morrison, Reece	3	67	22.3	32	0
Johnson, Walter	2	33	16.5	24	0
Browns	41	933	22.8	47	0
Opponents	50	1,198	24.0	66	0

FIELD GOALS	1-19	20-29	30-39	40-49	50+	TOT
Cockroft, Don	5/5	7/8	7/8	2/5	1/1	22/27
Browns	5/5	7/8	7/8	2/5	1/1	22/27
Opponents	6/7	2/5	7/9	5/7	0/1	20/29

STAFF

PLAYERS

2017 SEASON

HISTORY

RECORDS

GAME DAY

1973 (7-5-2)

COACH: Nick Skorich
DIVISION FINISH: 3rd AFC Central
1973 USUAL STARTING LINEUPS

OFFENSE		DEFENSE	
WR 43	Fair Hooker	LDE 80	Joe Jones
42	Gloster Richardson	LDT 71	Walter Johnson
LT 73	Doug Dieken	RDT 72	Jerry Sherk
LG 66	Gene Hickerson	RDE 81	Nick Roman
C 61	Bob DeMarco	LLB 59	Charlie Hall
64	Jim Copeland	MLB 60	Bob Babich
RG 65	John DeMarie	52	Billy Andrews
RT 78	Bob McKay	RLB 50	John Garlington
TE 89	Milt Morin	LCB 22	Clarence Scott
83	Chip Glass	RCB 28	Ben Davis
WR 25	Frank Pitts	23	Clifford Brooks
42	Gloster Richardson	SS 29	Walt Sumner
QB 15	Mike Phipps	21	Van Green
RB 44	L. Kelly, 26 B. Lefear	FS 27	Thom Darden
RB 30	Ken Brown	21	Van Green

RADIO ANNOUNCERS:
 Gib Shanley, Jim Graner (WHK 1420 AM)

DATE	RESULT	OPPONENT	ATT
9/16	W, 24-14	Baltimore Colts	74,303
9/23	L, 6-33	at Pittsburgh Steelers	49,396
9/30	W, 12-10	New York Giants	76,065
10/7	W, 17-10	Cincinnati Bengals	70,805
10/15	L, 9-17	Miami Dolphins	72,070
10/21	W, 42-13	Houston Oilers	61,146
10/28	T, 16-16	San Diego Chargers	68,244
11/4	L, 3-26	at Minnesota Vikings	45,590
11/11	W, 23-13	at Houston Oilers	37,230
11/18	W, 7-3	at Oakland Raiders	47,398
11/25	W, 21-16	Pittsburgh Steelers	67,773
12/2	T, 20-20	at Kansas City Chiefs	70,296
12/9	L, 17-34	at Cincinnati Bengals	58,266
12/16	L, 17-30	at Los Angeles Rams	73,948

TEAM STATISTICS	BROWNS	OPPONENT
Total First Downs	200	196
Rushing	107	102
Passing	79	79
Penalty	14	15
3rd Down: Made/Att	61/190	62/205
3rd Down Pct.	32.1%	30.2%
Total Net Yards	3,341	3,827
Avg. Per Game	238.6	273.4
Total Plays	859	854
Avg. Per Play	3.9	4.5
Net Yards Rushing	1,968	2,091
Avg. Per Game	140.6	149.4
Total Rushes	506	513
Net Yards Passing	1,373	1,736
Avg. Per Game	98.1	124.0
Sacked/Yards Lost	45/368	29/248
Gross Yards	1,741	1,984
Attempts/Completions	308/152	312/144
Completion Pct.	49.4%	46.2%
Had Intercepted	20	12
Punts/Avg.	82/40.5	78/40.4
Net Punting Avg.	82/37.1	78/36.4
Penalties/Yards Lost	70/620	79/738
Fumbles/Ball Lost	34/17	21/9
Touchdowns	24	24
Rushing	12	7
Passing	10	16
Returns	2	1

SCORE BY PERIODS	1ST	2ND	3RD	4TH	OT	TOT
Browns	58	63	46	67	0	— 234
Opponents	50	76	69	60	0	— 255

SCORING	RU	PA	ST	DF	PAT	2RU	2PA	FG	SAF	TP
Cockroft, Don	0	0	0	0	24/24	0	0	22/31	0	90
Pruitt, Greg	4	1	0	0	0/0	0	0	0/0	0	30
Phipps, Mike	5	0	0	0	0/0	0	0	0/0	0	30

Pitts, Frank	0	4	0	0	0/0	0	0	0/0	0	24
Kelly, Leroy	3	0	0	0	0/0	0	0	0/0	0	18
Hooker, Fair	0	2	0	0	0/0	0	0	0/0	0	12
Morin, Milt	0	1	0	0	0/0	0	0	0/0	0	6
Richardson, G.	0	1	0	0	0/0	0	0	0/0	0	6
Scott, Bo	0	1	0	0	0/0	0	0	0/0	0	6
Scott, C.	0	0	0	1	0/0	0	0	0/0	0	6
Green, Van	0	0	0	1	0/0	0	0	0/0	0	6
Browns	12	10	0	2	24/24	0	0	22/31	0	234
Opponents	7	16	1	0	24/24	0	0	29/46	0	255

RUSHING	NO	YDS	AVG	LG	TD
Brown, Ken	161	537	3.3	17	0
Kelly, Leroy	132	389	2.9	19	3
Pruitt, Greg	61	369	6.0	65t	4
Phipps, Mike	60	395	6.6	27	5
Scott, Bo	34	79	2.3	20	0
McKinnis, Hugh	28	77	2.8	12	0
Lefear, Billy	26	135	5.2	43	0
Richardson, Gloster	3	-10	-3.3	4	0
Cockroft, Don	1	-3	-3.0	-3	0
Browns	506	1,968	3.9	65t	12
Opponents	513	2,091	4.1	70	7

RECEIVING	NO	YDS	AVG	LG	TD
Pitts, Frank	31	317	10.2	26t	4
Morin, Milt	26	417	16.0	51t	1
Brown, Ken	22	187	8.5	46	0
Hooker, Fair	18	196	10.9	26	2
Kelly, Leroy	15	180	12.0	36	0
Richardson, Gloster	12	175	14.6	32	1
Pruitt, Greg	9	110	12.2	42	1
Scott, Bo	6	23	3.8	9	1
Lefear, Billy	5	38	7.6	13	0
Holden, Steve	3	27	9.0	17	0
McKinnis, Hugh	3	11	3.7	12	0
Glass, Chip	2	60	30.0	47	0
Browns	152	1,741	11.5	51t	10
Opponents	144	1,984	13.8	70t	16

INTERCEPTIONS	NO	YDS	AVG	LG	TD
Scott, Clarence	5	71	14.2	45t	1
Davis, Ben	2	33	16.5	20	0
Sumner, Walt	2	4	2.0	4	0
Babich, Bob	1	48	48.0	48	0
Darden, Thom	1	36	36.0	36	0
Garlington, John	1	10	10.0	10	0
Browns	12	202	16.8	48	1
Opponents	20	271	13.6	39	0

PUNTING	NO	YDS	AVG	IN20	TB	LG	BLK
Cockroft, Don	82	3,321	40.5	0	3	71	1
Browns	82	3,321	40.5	0	3	71	1
Opponents	78	3,151	40.4	0	5	63	0

PUNT RETURNS	NO	FC	YDS	AVG	LG	TD
Pruitt, Greg	16	3	180	11.3	46	0
Darden, Thom	9	10	51	5.7	11	0
Lefear, Billy	7	2	51	7.3	19	0
Holden, Steve	2	0	19	9.5	19	0
Kelly, Leroy	1	0	7	7.0	7	0
Hall, Charlie	1	0	0	0.0	0	0
Browns	36	15	308	8.6	46	0
Opponents	44	19	280	6.4	48	0

KICKOFF RETURNS	NO	YDS	AVG	LG	TD
Pruitt, Greg	16	453	28.3	54	0
Lefear, Billy	15	337	22.5	59	0
Holden, Steve	8	172	21.5	29	0
Long, Mel	6	87	14.5	38	0
Romaniszyn, Jim	2	21	10.5	16	0
Dieken, Doug	2	14	7.0	9	0
Browns	49	1,084	22.1	59	0
Opponents	48	1,165	24.3	58	0

FIELD GOALS	1-19	20-29	30-39	40-49	50+	TOT
Cockroft, Don	4/4	7/8	4/7	7/11	0/1	22/31
Browns	4/4	7/8	4/7	7/11	0/1	22/31
Opponents	11/11	8/9	4/9	6/15	0/2	29/46

PASSING	ATT	CMP	YDS	PCT	AV/AT	TD	TD%	INT	INT%	LG	TKLD	RATNG
Phipps, Mike	299	148	1,719	49.5	5.75	9	3.0	20	6.7	51t	44/362	49.4
Horn, Don	8	4	22	50.0	2.75	1	12.5	0	0.0	12	1/6	95.8
Pruitt, Greg	1	0	0	0.0	0.00	0	0.0	0	0.0	0	0/0	39.6
Browns	308	152	1,741	49.4	5.65	10	3.2	20	6.5	51t	45/368	50.5
Opponents	312	144	1,984	46.2	6.36	16	5.1	12	3.8	70t	29/248	68.1

1974 (4-10)

COACH: Nick Skorich
DIVISION FINISH: 4th AFC Central

1974 USUAL STARTING LINEUPS

OFFENSE	DEFENSE
WR 43 F. Hooker, 83 J. Dunbar	LDE 81 Nick Roman
LT 73 Doug Dieken	74 Carl Barisich
LG 69 P. Adams, 78 B. McKay	LDT 71 Walter Johnson
C 61 Bob DeMarco	RDT 72 Jerry Sheik
RG 65 John DeMarie	RDE 66 Mike Seiferth
62 Glen Holloway	81 Nick Roman
RT 79 Gerry Sullivan	LLB 59 Charlie Hall
78 Bob McKay	MLB 60 Bob Babich
TE 89 Mitt Morin	RLB 50 John Garlington
84 Jim Thaxton	LCB 22 Clarence Scott
WR 88 Steve Holden	RCB 21 Van Green
42 Gloster Richardson	23 Clifford Brooks
QB 15 M. Phipps, 17 B. Sipe	SS 21 Van Green
RB 30 K. Brown, 34 G. Pruitt	29 Walt Sumner
RB 34 Greg Pruitt	FS 27 Thom Darden
37 Hugh McKinnis	28 Eddie Brown

RADIO ANNOUNCERS:
Gib Shanley, Jim Graner (WHK 1420 AM)

DATE	RESULT	OPPONENT	ATT
9/15	L, 7-33	at Cincinnati Bengals	53,113
9/22	W, 20-7	Houston Oilers	58,988
9/29	L, 7-29	at St. Louis Cardinals	43,472
10/6	L, 24-40	Oakland Raiders	65,247
10/13	L, 24-34	Cincinnati Bengals	70,897
10/20	L, 16-20	at Pittsburgh Steelers	48,100
10/27	W, 23-21	Denver Broncos	60,478
11/3	L, 35-36	at San Diego Chargers	36,631
11/10	W, 21-14	at New England Patriots	61,279
11/17	L, 16-26	Pittsburgh Steelers	77,739
11/24	L, 10-15	Buffalo Bills	66,504
12/1	W, 7-0	San Francisco 49ers	24,559
12/7	L, 17-41	at Dallas Cowboys	48,754
12/15	L, 24-28	at Houston Oilers	37,910

TEAM STATISTICS	BROWNS	OPPONENT
Total First Downs	223	247
Rushing	104	126
Passing	92	95
Penalty	27	26
3rd Down: Made/Att	67/196	74/193
3rd Down Pct.	34.2%	38.3%
Total Net Yards	3,651	4,440
Avg. Per Game	260.8	317.1
Total Plays	876	890
Avg. Per Play	4.2	5.0
Net Yards Rushing	1,924	2,415
Avg. Per Game	137.4	172.5
Total Rushes	461	555
Net Yards Passing	1,727	2,025
Avg. Per Game	123.4	144.6
Sacked/Yards Lost	48/402	28/234
Gross Yards	2,129	2,259
Attempts/Completions	367/179	308/139
Completion Pct.	48.8%	45.1%
Had Intercepted	24	24
Punts/Avg.	90/40.5	76/38.0
Net Punting Avg.	90/32.6	76/31.1
Penalties/Yards Lost	78/767	81/731
Fumbles/Ball Lost	34/15	31/16
Touchdowns	30	43
Rushing	14	17
Passing	12	22
Returns	4	4

SCORE BY PERIODS	1ST	2ND	3RD	4TH	OT	TOT
Browns	61	60	57	73	0	251
Opponents	62	103	116	63	0	344

SCORING	RU	PA	ST	DF	PAT	2RU	2PA	FG	SAP	TF
Cockroft, Don	0	0	0	0	29/30	0	0	14/16	0	71
Brown, Ken	4	2	0	0	0/0	0	0	0/0	0	36
Pruitt, Greg	3	1	1	0	0/0	0	0	0/0	0	30
Sipe, Brian	4	0	0	0	0/0	0	0	0/0	0	24

PASSING	ATT	CMP	YDS	PCT	AVI/AT	TD	TD%	INT	INT%	LG	TKLD	RATING
Phipps, Mike	256	117	1,384	45.7	5.41	9	3.5	17	6.6	55	33/280	46.7
Sipe, Brian	108	59	603	54.6	5.58	1	0.9	7	6.5	37	15/122	47.0
Pruitt, Greg	2	2	115	100.0	57.50	2	100.0	0	0.0	60t	0t	158.3
Cockroft, Don	1	1	27	100.0	27.00	0	0.0	0	0.0	27	0t	118.8
Browns	367	179	2,129	48.8	5.80	12	3.3	24	6.5	60t	48/402	50.6
Opponents	308	139	2,259	45.1	7.33	22	7.1	24	7.8	75t	28/234	61.6

Morin, Mitt	0	3	0	0	0/0	0	0	0/0	0	18
Holden, Steve	0	3	0	0	0/0	0	0	0/0	0	18
Richardson, G.	0	2	0	0	0/0	0	0	0/0	0	12
McKinnis, H.	2	0	0	0	0/0	0	0	0/0	0	12
Hall, Charlie	0	0	1	0	0/0	0	0	0/0	0	6
Hooker, Fair	0	1	0	0	0/0	0	0	0/0	0	6
Darden, Thom	0	0	0	1	0/0	0	0	0/0	0	6
Green, Van	0	0	0	1	0/0	0	0	0/0	0	6
Phipps, Mike	1	0	0	0	0/0	0	0	0/0	0	6
Browns	14	12	1	3	29/30	0	0	14/16	0	251
Opponents	17	22	4	0	38/43	0	0	14/23	3	344

RUSHING	NO	YDS	AVG	LG	TD
Pruitt, Greg	126	540	4.3	54	3
Brown, Ken	125	458	3.7	27	4
McKinnis, Hugh	124	519	4.2	44t	2
Phipps, Mike	39	279	7.2	19	1
Scott, Bo	23	86	3.7	20	0
Sipe, Brian	16	44	2.8	17	4
Lefear, Billy	6	2	0.3	4	0
Holden, Steve	1	6	6.0	6	0
Thaxton, Jim	1	-10	-10.0	-10	0
Browns	461	1,924	4.2	54	14
Opponents	555	2,415	4.4	54	17

RECEIVING	NO	YDS	AVG	LG	TD
McKinnis, Hugh	32	258	8.1	55	0
Holden, Steve	30	452	15.1	53	3
Brown, Ken	29	194	6.7	19	2
Morin, Mitt	27	330	12.2	32	3
Pruitt, Greg	21	274	13.0	43	1
Richardson, Gloster	9	266	29.6	60t	2
Scott, Bo	7	22	3.1	13	0
Dunbar, Jubilee	6	74	12.3	25	0
Sullivan, Dave	5	92	18.4	37	0
Thaxton, Jim	4	71	17.8	34	0
Hooker, Fair	4	48	12.0	17	1
Lefear, Billy	4	21	5.3	8	0
Green, Van	1	27	27.0	27	0
Browns	179	2,129	11.9	60t	12
Opponents	139	2,259	16.3	75t	22

INTERCEPTIONS	NO	YDS	AVG	LG	TD
Darden, Thom	8	105	13.1	31	0
Scott, Clarence	4	42	10.5	25	0
Hall, Charlie	3	54	18.0	29t	1
Green, Van	2	56	28.0	36t	1
Garlington, John	2	33	16.5	28	0
Brown, Eddie	2	24	12.0	24	0
Andrews, Billy	1	18	18.0	18	0
Babich, Bob	1	4	4.0	4	0
Thaxton, Jim	1	0	0.0	0	0
Browns	24	336	14.0	36t	2
Opponents	24	423	17.6	59	1

PUNTING	NO	YDS	AVG	IN20	TB	LG	BLK
Cockroft, Don	90	3,643	40.5	0	11	64	0
Browns	90	3,643	40.5	0	11	64	0
Opponents	76	2,885	38.0	0	3	56	0

PUNT RETURNS	NO	FC	YDS	AVG	LG	TD
Pruitt, Greg	27	0	349	12.9	72	0
Darden, Thom	21	0	173	8.2	45	0
Lefear, Billy	2	0	1	0.5	1	0
Brown, Eddie	2	1	0	0.0	0	0
Browns	52	1	523	10.1	72	0
Opponents	68	5	705	10.4	62t	1

KICKOFF RETURNS	NO	YDS	AVG	LG	TD
Lefear, Billy	26	574	22.1	41	0
Pruitt, Greg	22	606	27.5	88t	1
Brown, Eddie	6	138	23.0	36	0
Romaniszyn, Jim	5	48	9.6	17	0
Brown, Ken	1	9	9.0	9	0
Browns	60	1,375	22.9	88t	1
Opponents	55	1,345	24.5	94t	1

FIELD GOALS	1-19	20-29	30-39	40-49	50+	TOT
Cockroft, Don	1/1	7/7	3/3	3/4	0/1	14/16
Browns	1/1	7/7	3/3	3/4	0/1	14/16
Opponents	1/1	3/3	6/7	4/8	0/4	14/23

STAFF

PLAYERS

2017 SEASON

HISTORY

RECORDS

GAME DAY

1975 (3-11)

COACH: Forrest Gregg

DIVISION FINISH: 4th AFC Central

1975 USUAL STARTING LINEUPS

OFFENSE		DEFENSE	
WR	33 Reggie Rucker	LDE	77 Ron East
LT	73 Doug Dieken	LDT	71 Walter Johnson
LG	67 Chuck Hutchison	RT	74 Carl Barisich
C	54 Tom DeLeonie	RDE	72 Jerry Sherk
	65 John DeMarie	RDT	70 Mack Mitchell
RG	78 Bob McKay	MLB	59 Charlie Hall
	68 Robert E. Jackson	MLB	52 Dick Ambrose
RT	79 Gerry Sullivan	60	Bob Babich
	63 Barry Darrow	RLB	50 John Garlington
TE	81 O. Roan, 89 M. Morin	60	Bob Babich
WR	88 S. Holden, 80 W. Miller	LCB	22 Clarence Scott
QB	15 M. Phipps, 17 B. Sipe	RCB	20 Tony Peters
RB	34 Greg Pruitt	SS	24 P. Athas, 21 V. Green
RB	39 Billy Pritchett	FS	42 N. Craig, 21 V. Green
	37 Hugh McKinnis		

RADIO ANNOUNCERS:

Gib Shanley, Jim Mueller (WHK 1420 AM)

DATE	RESULT	OPPONENT	ATT
9/21	L, 17-24	at Cincinnati Bengals	52,874
9/28	L, 10-42	Minnesota Vikings	68,064
10/5	L, 6-42	Pittsburgh Steelers	73,595
10/12	L, 10-40	Houston Oilers	46,531
10/19	L, 15-16	at Denver Broncos	52,590
10/26	L, 7-23	Washington Redskins	56,702
11/2	L, 7-21	at Baltimore Colts	35,235
11/9	L, 10-21	at Detroit Lions	75,283
11/16	L, 17-38	at Oakland Raiders	50,461
11/23	W, 35-23	Cincinnati Bengals	56,427
11/30	W, 17-16	New Orleans Saints	44,753
12/7	L, 17-31	at Pittsburgh Steelers	47,962
12/14	W, 40-14	Kansas City Chiefs	44,368
12/21	L, 10-21	at Houston Oilers	43,770

TEAM STATISTICS		BROWNS	OPPONENT
Total First Downs	247	274	
Rushing	109	124	
Passing	114	125	
Penalty	24	25	
3rd Down: Made/Att	78/210	96/213	
3rd Down Pct.	37.1%	45.1%	
Total Net Yards	3,807	4,621	
Avg. Per Game	271.9	330.1	
Total Plays	915	939	
Avg. Per Play	4.2	4.9	
Net Yards Rushing	1,850	2,032	
Avg. Per Game	132.1	145.1	
Total Rushes	440	544	
Net Yards Passing	1,957	2,589	
Avg. Per Game	139.8	184.9	
Sacked/Yards Lost	38/340	34/300	
Gross Yards	2,297	2,889	
Attempts/Completions	437/220	361/202	
Completion Pct.	50.3%	56.0%	
Had Intercepted	23	10	
Points/Avg.	82/40.5	73/38.5	
Net Punting Avg.	82/34.7	73/34.5	
Penalties/Yards Lost	85/851	88/729	
Fumbles/Ball Lost	35/14	26/16	
Touchdowns	24	48	
Rushing	14	21	
Passing	7	25	
Returns	3	2	

SCORE BY PERIODS	1ST	2ND	3RD	4TH	OT	TOT
Browns	32	42	59	85	0	— 218
Opponents	92	119	60	101	0	— 372

SCORING	RU	PA	ST	DF	PAT	ZRU	2PA	FG	SAF	TP
Cockroft, Don	0	0	0	0	21/24	0	0	17/23	0	72
Pruitt, Greg	8	1	0	0	0/0	0	0/0	0	54	
McKinnis, H.	4	0	0	0	0/0	0	0/0	0	24	
Roan, Oscar	0	3	0	0	0/0	0	0/0	0	18	
Rucker, Reggie	0	3	0	0	0/0	0	0/0	0	18	
Miller, Willie	0	0	1	0	0/0	0	0/0	0	6	
Hall, Charlie	0	0	0	1	0/0	0	0/0	0	6	
Hill, Jim	0	0	0	1	0/0	0	0/0	0	6	
Brown, Ken	1	0	0	0	0/0	0	0/0	0	6	
Miller, Cleo	1	0	0	0	0/0	0	0/0	0	6	
East, Ron	0	0	0	0	0/0	0	0/0	1	2	

PASSING	ATT	CMP	YDS	PCT	AVIAT	TD	TD%	INT	INT%	LG	RATING
Phipps, Mike	313	162	1,749	51.8	5.59	4	1.3	19	6.1	48	28/261
Sipe, Brian	88	45	427	51.1	4.85	1	1.1	3	3.4	22	8/58
Curetton, Will	32	10	95	31.3	2.97	1	3.1	1	3.1	16	2/21
Miller, Willie	1	1	26	100.0	26.00	1	100.0	0	0.0	26t	0/0
Cockroft, Don	2	2	2	100.0	1.00	0	0.0	0	0.0	1	0/0
Hynoski, Henry	1	0	0	0.0	0.00	0	0.0	0	0.0	0	0/0
Browns	437	220	2,299	50.3	5.26	7	1.6	23	5.3	48	38/340
Opponents	361	202	2,889	56.0	8.00	25	6.9	10	2.8	75t	34/300

Browns	14	7	1	2	21/24	0	0	17/23	1	218
Opponents	21	25	2	0	45/48	0	0	13/21	0	372

RUSHING	NO	YDS	AVG	LG	TD
Pruitt, Greg	217	1,067	4.9	50	8
Pritchett, Billy	75	199	2.7	19	0
McKinnis, Hugh	71	259	3.6	14	4
Phipps, Mike	18	70	3.9	12	0
Poole, Larry	17	114	6.7	26	0
Brown, Ken	16	45	2.8	8	1
Sipe, Brian	9	60	6.7	21	0
Hynoski, Henry	7	38	5.4	11	0
Miller, Cleo	6	3	0.5	6	1
Holden, Steve	2	-4	-2.0	0	0
Curetton, Will	1	1	1.0	1	0
Miller, Willie	1	-2	-2.0	-2	0
Browns	440	1,850	4.2	50	14
Opponents	544	2,032	3.7	41	21

RECEIVING	NO	YDS	AVG	LG	TD
Rucker, Reggie	60	770	12.8	40t	3
Pruitt, Greg	44	299	6.8	48	1
Roan, Oscar	41	463	11.3	31	3
Holden, Steve	21	320	15.2	28	0
McKinnis, Hugh	17	155	9.1	20	0
Pritchett, Billy	16	109	6.8	18	0
Miller, Willie	7	57	8.1	17	0
Hynoski, Henry	4	31	7.8	15	0
Brown, Ken	2	23	11.5	17	0
Miller, Cleo	2	20	10.0	10	0
Morin, Milt	1	19	19.0	19	0
Lefear, Billy	1	14	14.0	14	0
Parris, Gary	1	12	12.0	12	0
Poole, Larry	1	5	5.0	5	0
Craig, Neal	1	1	1.0	1	0
Green, Van	1	-1	-1.0	-1	0
Browns	220	2,297	10.4	48	7
Opponents	202	2,889	14.3	75t	25

INTERCEPTIONS	NO	YDS	AVG	LG	TD
Hall, Charlie	2	28	14.0	19	0
Scott, Clarence	2	4	2.0	4	0
Hill, Jim	1	56	56.0	56t	1
Graf, Dave	1	19	19.0	19	0
Pitts, John	1	0	0.0	0	0
Craig, Neal	1	0	0.0	0	0
Green, Van	1	0	0.0	0	0
Peters, Tony	1	0	0.0	0	0
Browns	10	107	10.7	56t	1
Opponents	23	340	14.8	67	1

PUNTING	NO	YDS	AVG	IN20	B7	LG	BLK
Cockroft, Don	82	3,317	40.5	0	7	67	1
Browns	82	3,317	40.5	0	7	67	1
Opponents	73	2,810	38.5	0	8	57	1

PUNT RETURNS	NO	FC	YDS	AVG	LG	TD
Pruitt, Greg	13	1	130	10.0	30	0
Miller, Willie	10	0	47	4.7	23	0
Athas, Pete	5	2	36	7.2	16	0
Poole, Larry	6	0	35	5.8	11	0
Hynoski, Henry	2	0	16	8.0	9	0
Brown, Eddie	2	0	16	8.0	9	0
Lefear, Billy	1	0	14	14.0	14	0
Green, Van	1	0	0	0.0	0	0
Browns	40	3	294	7.3	30	0
Opponents	45	15	469	10.4	48	0

KICKOFF RETURNS	NO	YDS	AVG	LG	TD
Pruitt, Greg	14	302	21.6	40	0
Lefear, Billy	13	412	31.7	92	0
Hynoski, Henry	8	194	24.3	37	0
Brown, Ken	7	126	18.0	29	0
Brown, Eddie	6	126	21.0	27	0
Athas, Pete	6	95	15.8	23	0
Miller, Willie	4	94	23.5	38	0
Miller, Cleo	3	70	23.3	31	0
McKinnis, Hugh	3	39	13.0	16	0
Poole, Larry	2	65	32.5	40	0
Ambrose, Dick	1	3	3.0	3	0
Browns	67	1,526	22.8	92	0
Opponents	48	1,278	26.6	81t	1

FIELD GOALS	1-19	20-29	30-39	40-49	50+	TOT
Cockroft, Don	1/1	7/9	4/6	5/5	0/2	17/23
Browns	1/1	7/9	4/6	5/5	0/2	17/23
Opponents	0/0	6/8	3/5	3/6	1/2	13/2

1976 (9-5)

COACH: Forrest Gregg
DIVISION FINISH: 3rd AFC Central
1976 USUAL STARTING LINEUPS

OFFENSE		DEFENSE	
WR 42 Paul Warfield	LDE 64 Joe Jones	LDE 71 Walter Johnson	
LT 73 Doug Dieken	LDT 72 Jerry Sherk	RDE 70 Mack Mitchell	
LG 69 Pete Adams	RDT 72 Mike St. Clair	LLB 59 Charlie Hall	
C 54 Tom DeLeone	LLB 60 Bick Babich	MLB 60 Dick Ambrose	
RG 68 Robert E. Jackson	RLB 86 Gerald Irons	LCB 22 Clarence Scott	
RT 63 Barry Darrow	RCB 28 R. Bolton, 20 T. Peters	SS 49 N. Craig, 24 T. Brown	
TE 81 O. Roan, 84 G. Parris	FS 27 Thom Darden		
WR 33 Reggie Rucker			
QB 17 B. Sipe, 15 M. Phipps			
RB 34 G. Pruitt, 35 L. Poole			
RB 30 C. Miller, 43 M. Pruitt			

RADIO ANNOUNCERS:
Gib Shanley, Jim Mueller (WHK 1420 AM)

DATE	RESULT	OPPONENT	ATT
9/12	W, 38-17	New York Jets	67,496
9/19	L, 14-31	at Pittsburgh Steelers	49,169
9/26	L, 13-44	at Denver Broncos	62,775
10/3	L, 24-45	Cincinnati Bengals	75,817
10/10	W, 18-16	Pittsburgh Steelers	76,411
10/17	W, 20-17	at Atlanta Falcons	33,364
10/24	W, 21-17	San Diego Chargers	60,018
10/31	L, 6-21	at Cincinnati Bengals	54,776
11/7	W, 21-7	at Houston Oilers	39,828
11/14	W, 24-3	Philadelphia Eagles	62,120
11/21	W, 24-7	at Tampa Bay Buccaneers	36,930
11/28	W, 17-13	Miami Dolphins	74,715
12/5	W, 13-10	Houston Oilers	56,025
12/12	L, 14-39	at Kansas City Chiefs	34,340

TEAM STATISTICS	BROWNS	OPPONENT
Total First Downs	259	244
Rushing	119	109
Passing	111	111
Penalty	29	24
3rd Down: Made/Att	89/202	76/188
3rd Down Pct.	44.1%	40.4%
Total Yardage	4,542	3,793
Avg. Per Game	324.4	270.9
Total Plays	925	865
Avg. Per Play	4.9	4.4
Net Yards Rushing	2,295	1,761
Avg. Per Game	163.9	125.8
Total Rushes	533	445
Net Yards Passing	2,247	2,032
Avg. Per Game	160.5	145.1
Sacked/Yards Lost	19/152	30/321
Gross Yards	2,399	2,353
Attempts/Completions	373/209	392/225
Completion Pct.	56.0%	57.4%
Had Intercepted	15	21
Punts/Avg.	66/39.1	71/37.3
Net Punting Avg.	66/31.2	71/32.1
Penalties/Yards Lost	107/1,037	89/711
Fumbles/Ball Lost	46/22	24/11
Touchdowns	32	37
Rushing	9	15
Passing	21	18
Returns	2	4

SCORE BY PERIODS	1ST	2ND	3RD	4TH	OT	TOT
Browns	53	92	56	66	0	267
Opponents	62	83	66	76	0	287

SCORING	RU	PA	ST	DF	PAT	ZRU	ZPA	FG	SAP	TP
Cockroft, Don	0	0	0	0	27/30	0	0	15/28	0	72
Rucker, Reggie	0	8	0	0	0/0	0	0	0/0	0	48
Warfield, Paul	0	6	0	0	0/0	0	0	0/0	0	36
Pruitt, Greg	4	1	0	0	0/0	0	0	0/0	0	30
Roan, Oscar	4	0	0	0	0/0	0	0	0/0	0	24
Miller, Cleo	4	0	0	0	0/0	0	0	0/0	0	24
Holden, Steve	0	1	0	0	0/0	0	0	0/0	0	6
Jones, Joe	0	0	0	1	0/0	0	0	0/0	0	6
Poole, Larry	1	0	0	0	0/0	0	0	0/0	0	6

PASSING	ATT	CMP	YDS	PCT	AVIAT	TD	TD%	INT	INT%	LG	TKLD	RATNG
Sipe, Brian	312	178	2,113	57.1	6.77	17	5.4	14	4.5	52	16/142	77.3
Phipps, Mike	37	20	146	54.1	3.95	3	8.1	0	0.0	23†	1/6	90.6
Mays, Dave	20	9	101	45.0	5.05	0	0.0	1	5.0	21	2/4	39.8
Pruitt, Greg	3	2	39	66.7	13.00	1	33.3	0	0.0	29	0/0	149.3
Cockroft, Don	1	0	0	0.0	0.00	0	0.0	0	0.0	0	0/0	39.6
Browns	373	209	2,399	56.0	6.43	21	5.6	15	4.0	52	19/152	77.6
Opponents	392	225	2,353	57.4	6.00	18	4.6	21	5.4	69†	32/321	67.9

Duncan, Brian	0	1	0	0	0/0	0	0	0/0	0	6	
Bolton, Ron	0	0	0	1	0/0	0	0	0/0	0	6	
Johnson, Walter	0	0	0	0	0/0	0	0	0/0	0	1	
Sipe, Brian	0	0	0	0	1/1	0	0	0/0	0	1	
Team, Stat	0	0	0	0	0/1	0	0	0/0	0	0	
Browns	9	21	0	2	28/32	0	0	0	15/28	1	267
Opponents	15	18	4	0	32/37	0	0	0	11/19	0	287

RUSHING	NO	YDS	AVG	LG	TD
Pruitt, Greg	209	1,000	4.8	64	4
Miller, Cleo	153	613	4.0	21	4
Poole, Larry	78	356	4.6	26	1
Pruitt, Mike	52	138	2.7	18	0
Sipe, Brian	18	71	3.9	17	0
Duncan, Brian	11	44	4.0	11	0
Mays, Dave	5	14	2.8	6	0
Phipps, Mike	4	26	6.5	24	0
Rucker, Reggie	2	30	15.0	27	0
Warfield, Paul	1	3	3.0	3	0
Browns	533	2,295	4.3	64	9
Opponents	445	1,761	4.0	59	15

RECEIVING	NO	YDS	AVG	LG	TD
Rucker, Reggie	49	676	13.8	45	8
Pruitt, Greg	45	341	7.6	27	1
Warfield, Paul	38	613	16.1	37†	6
Miller, Cleo	16	145	9.1	38	0
Roan, Oscar	15	174	11.6	23†	4
Poole, Larry	14	70	5.0	21	0
Holden, Steve	8	128	16.0	26†	1
Pruitt, Mike	8	26	3.3	15	0
Duncan, Brian	6	49	8.2	17	1
Logan, Dave	5	104	20.8	52	0
Parris, Gary	5	73	14.6	15	0
Browns	209	2,399	11.5	52	21
Opponents	225	2,353	10.5	69†	18

INTERCEPTIONS	NO	YDS	AVG	LG	TD
Darden, Thom	7	73	10.4	21	0
Scott, Clarence	4	11	2.8	5	0
Bolton, Ron	3	76	25.3	39	1
Babich, Bob	2	29	14.5	21	0
Brown, Terry	1	24	24.0	24	0
Hall, Charlie	1	12	12.0	12	0
Craig, Neal	1	8	8.0	8	0
Irons, Gerald	1	1	1.0	1	0
Sherk, Jerry	1	0	0.0	0	0
Browns	21	234	11.1	39	1
Opponents	15	123	8.2	34	0

PUNTING	NO	YDS	AVG	IN20	TB	LG	BLK
Cockroft, Don	64	2,487	38.9	8	4	51	3
Mays, Dave	2	91	45.5	1	0	54	0
Browns	66	2,578	39.1	9	4	54	3
Opponents	71	2,650	37.3	14	0	59	0

PUNT RETURNS	NO	FC	YDS	AVG	LG	TD
Holden, Steve	31	2	205	6.6	38	0
Feacher, Ricky	14	1	142	10.1	49	0
Miller, Willie	5	0	22	4.4	8	0
Browns	50	3	369	7.4	49	0
Opponents	45	8	517	11.5	73†	2

KICKOFF RETURNS	NO	YDS	AVG	LG	TD
Holden, Steve	19	461	24.3	44	0
Feacher, Ricky	14	311	22.2	33	0
Duncan, Brian	6	145	24.2	27	0
Pruitt, Mike	6	106	17.7	30	0
Poole, Larry	3	62	20.7	21	0
Pruitt, Greg	1	27	27.0	27	0
Miller, Cleo	1	23	23.0	23	0
Jackson, Robert E.	1	16	16.0	16	0
Ambrose, Dick	1	16	16.0	16	0
Graf, Dave	1	15	15.0	15	0
Miller, Willie	1	0	0.0	0	0
Browns	54	1,182	21.9	44	0
Opponents	57	1,347	23.6	9†	1

FIELD GOALS	1-19	20-29	30-39	40-49	50+	TOT
Cockroft, Don	2/2	3/6	5/6	4/11	1/3	15/28
Browns	2/2	3/6	5/6	4/11	1/3	15/28
Opponents	0/0	2/4	4/6	5/9	0/0	11/19

STAFF

PLAYERS

2017 SEASON

HISTORY

RECORDS

GAME DAY

1977 (6-8)

COACH: Forrest Gregg (first 13 games)/Dick Modzelewski (final game)

DIVISION FINISH: 4th AFC Central

1977 USUAL STARTING LINEUPS

OFFENSE		DEFENSE	
WR 85 Dave Logan	LDE 64 Joe Jones		
42 Paul Warfield	LDT 66 Earl Edwards		
LT 73 Doug Dieken	RDT 78 M. Sims, 72 Jerry Sherk		
LG 65 Henry Sheppard	RDE 74 Mike St. Clair		
C 54 Tom DeLeone	70 Mack Mitchell		
RG 68 Robert E. Jackson	LLB 59 Charlie Hall		
RT 63 Barry Darrow	MLB 52 Dick Ambrose		
TE 81 O. Roan, 84 G. Parris	RLB 86 Gerald Irons		
WR 33 Reggie Rucker	LCB 22 Clarence Scott		
QB 17 Brian Sipe	RCB 21 Oliver Davis		
RB 34 Greg Pruitt	SS 20 Tony Peters		
RB 30 Cleo Miller	FS 27 Thom Darden		

RADIO ANNOUNCERS:
Gib Shanley, Jim Mueller (WHK 1420 AM)

DATE	RESULT	OPPONENT	ATT
9/18	W, 13-3	at Cincinnati Bengals	52,847
9/26	W, 30-27 (OT)	New England Patriots	76,418
10/2	L, 14-28	Pittsburgh Steelers	80,588
10/9	L, 10-26	Oakland Raiders	80,236
10/16	W, 24-23	at Houston Oilers	47,888
10/23	W, 27-16	at Buffalo Bills	60,905
10/30	W, 44-7	Kansas City Chiefs	60,381
11/6	L, 7-10	Cincinnati Bengals	81,932
11/13	L, 31-35	at Pittsburgh Steelers	47,055
11/20	W, 21-7	at New York Giants	72,576
11/27	L, 0-9	Los Angeles Rams	70,352
12/4	L, 14-37	at San Diego Chargers	37,312
12/11	L, 15-19	Houston Oilers	30,898
12/18	L, 19-20	at Seattle Seahawks	61,583

TEAM STATISTICS	BROWNS	OPPONENT
Total First Downs	271	261
Rushing	119	113
Passing	119	116
Penalty	33	32
3rd Down: Made/Att	76/188	74/186
3rd Down Pct.	40.4%	39.8%
Total Net Yards	4,375	4,115
Avg. Per Game	312.5	293.9
Total Plays	911	889
Avg. Per Play	4.8	4.6
Net Yards Rushing	2,200	2,098
Avg. Per Game	157.1	149.9
Total Rushes	510	524
Net Yards Passing	2,175	2,017
Avg. Per Game	155.4	144.1
Sacked/Yards Lost	24/199	27/281
Gross Yards	2,374	2,298
Attempts/Completions	377/208	340/184
Completion Pct.	55.2%	54.1%
Had Intercepted	31	23
Punts/Avg.	62/39.0	70/37.7
Net Punting Avg.	62/30.0	70/33.1
Penalties/Yards Lost	125/1,046	117/979
Fumbles/Ball Lost	34/22	32/16
Touchdowns	31	32
Rushing	9	14
Passing	19	15
Returns	3	3
Avg. Time Of Possession	30:13	29:47

SCORE BY PERIODS	1ST	2ND	3RD	4TH	OT	TOT
Browns	63	77	40	86	3	269
Opponents	68	100	38	61	0	267

SCORING	RU	PA	ST	DF	PAT	2RU	2PA	FG	SAP	TF
Cockroft, Don	0	0	0	0	30/31	0	0	17/23	0	81
Miller, Cleo	4	1	0	0	0/0	0	0	0/0	0	30
Parris, Gary	0	5	0	0	0/0	0	0	0/0	0	30
Poole, Larry	1	3	0	0	0/0	0	0	0/0	0	24
Pruitt, Greg	3	1	0	0	0/0	0	0	0/0	0	24
Rucker, Reggie	0	2	0	0	0/0	0	0	0/0	0	12
Warfield, Paul	0	2	0	0	0/0	0	0	0/0	0	12
Roan, Oscar	0	2	0	0	0/0	0	0	0/0	0	12
Pruitt, Mike	1	0	0	0	0/0	0	0	0/0	0	6

Luck, Terry	0	1	0	0	0/0	0	0	0/0	0	6
Logan, Dave	0	1	0	0	0/0	0	0	0/0	0	6
Darden, Thom	0	0	0	1	0/0	0	0	0/0	0	6
Scott, C.	0	0	0	1	0/0	0	0	0/0	0	6
Irons, Gerald	0	0	0	1	0/0	0	0	0/0	0	6
Duncan, Brian	0	1	0	0	0/0	0	0	0/0	0	6
Sherk, Jerry	0	0	0	0	0/0	0	0	0/0	0	1
Browns	9	19	0	3	30/31	0	0	17/23	1	269
Opponents	14	15	3	0	27/32	0	0	16/22	0	267

RUSHING	NO	YDS	AVG	LG	TD
Pruitt, Greg	236	1,086	4.6	78t	3
Miller, Cleo	163	756	4.6	38	4
Pruitt, Mike	47	205	4.4	21	1
Poole, Larry	38	118	3.1	12t	1
Sipe, Brian	10	14	1.4	9	0
Duncan, Brian	5	16	3.2	10	0
Mays, Dave	4	2	0.5	2	0
Luck, Terry	3	-2	-0.7	1	0
Rucker, Reggie	2	6	3.0	3	0
Warfield, Paul	1	2	2.0	2	0
Coleman, Greg	1	-3	-3.0	-3	0
Browns	510	2,200	4.3	78t	9
Opponents	524	2,098	4.0	41	14

RECEIVING	NO	YDS	AVG	LG	TD
Miller, Cleo	41	291	7.1	28	1
Pruitt, Greg	37	471	12.7	60	1
Rucker, Reggie	36	565	15.7	40	2
Parris, Gary	21	213	10.1	26t	5
Logan, Dave	19	284	14.9	42	1
Warfield, Paul	18	251	13.9	52t	2
Poole, Larry	17	137	8.1	21	3
Roan, Oscar	13	136	10.5	27	2
Pruitt, Mike	3	12	4.0	6	0
Craig, Reggie	1	5	5.0	5	0
Duncan, Brian	1	5	5.0	5t	1
Luck, Terry	1	4	4.0	4t	1
Browns	208	2,374	11.4	60	19
Opponents	184	2,298	12.5	67t	14

INTERCEPTIONS	NO	YDS	AVG	LG	TD
Darden, Thom	6	107	17.8	49	1
Irons, Gerald	3	99	33.0	53t	1
Scott, Clarence	3	72	24.0	49t	1
Davis, Oliver	3	71	23.7	32	0
Bolton, Ron	3	50	16.7	43	0
Peters, Tony	2	29	14.5	25	0
Hall, Charlie	1	2	2.0	2	0
Jones, Joe	1	0	0.0	0	0
Woolsey, Rolly	1	0	0.0	0	0
Browns	23	430	18.7	53t	3
Opponents	31	343	11.1	53	0

PUNTING	NO	YDS	AVG	IN20	TB	LG	BLK
Coleman, Greg	61	2,389	39.2	21	2	58	0
Cockroft, Don	1	30	30.0	0	1	30	0
Browns	62	2,419	39.0	21	3	58	0
Opponents	70	2,641	37.7	16	5	67	0

PUNT RETURNS	NO	FC	YDS	AVG	LG	TD
Woolsey, Rolly	32	3	290	9.1	44	0
Payton, Edward	3	0	17	5.7	16	0
Feacher, Ricky	2	0	15	7.5	15	0
Craig, Reggie	1	0	0	0.0	0	0
Browns	38	3	322	8.5	44	0
Opponents	31	1	558	18.0	91t	3

KICKOFF RETURNS	NO	YDS	AVG	LG	TD
Duncan, Brian	15	298	19.9	36	0
Feacher, Ricky	11	219	19.9	26	0
Williams, Lawrence	8	199	24.9	32	0
Pruitt, Mike	6	131	21.8	31	0
Ellis, Ken	5	80	16.0	30	0
Payton, Edward	4	91	22.8	34	0
Jackson, Robert E.	1	21	21.0	21	0
Ambrose, Dick	1	20	20.0	20	0
Babich, Bob	1	14	14.0	14	0
Woolsey, Rolly	1	2	2.0	2	0
Browns	53	1,075	20.3	36	0
Opponents	50	986	19.7	45	0

FIELD GOALS	1-19	20-29	30-39	40-49	50+	TOT
Cockroft, Don	0/0	6/6	6/8	5/9	0/0	17/23
Browns	0/0	6/6	6/8	5/9	0/0	17/23
Opponents	1/1	6/6	7/9	2/5	0/1	16/22

PASSING	ATT	CMP	YDS	PCT	AV/AT	TD	TD%	INT	INT%	LG	TKLD	RATING
Sipe, Brian	195	112	1,233	57.4	6.32	9	4.6	14	7.2	52t	16/114	61.8
Mays, Dave	121	67	797	55.4	6.59	6	5.0	10	8.3	60	6/67	57.8
Luck, Terry	50	25	316	50.0	6.32	1	2.0	7	14.0	33	1/8	37.2
Pruitt, Greg	9	4	28	44.4	3.11	3	33.3	0	0.0	13	1/10	91.7
Logan, Dave	2	0	0	0.0	0.00	0	0.0	0	0.0	0	0/0	39.6
Browns	377	208	2,374	55.2	6.30	19	5.0	31	8.2	60	24/199	56.8
Opponents	340	184	2,298	54.1	6.76	15	4.4	23	6.8	67t	31/281	61.9

1978 (8-8)

COACH: Sam Rutigliano
DIVISION FINISH: 3rd AFC Central
1978 USUAL STARTING LINEUPS

OFFENSE		DEFENSE	
WR 85 Dave Logan	LDE 74 Mike St. Clair		
LT 73 Doug Dieken	LDT 66 Earl Edwards		
LG 65 Henry Sheppard	RDT 72 Jerry Sherk		
C 54 Tom DeLeone	RDE 70 M. Mitchell, 64 J. Jones		
RG 68 Robert E. Jackson	LOLB 59 Charlie Hall		
RT 63 Barry Darrow	MLB 52 Dick Ambrose		
TE 82 Ozzie Newsome	ROLB 86 Gerald Irons		
WR 33 Reggie Rucker	57 Clay Matthews		
QB 17 Brian Sipe	LCB 22 C. Scott, 28 R. Bolton		
FB 43 Mike Pruitt	RCB 21 Oliver Davis		
30 Clea Miller	SS 20 Tony Peters		
RB 34 Greg Pruitt	FS 27 Thom Darden		

RADIO ANNOUNCERS:
 Gib Shanley, Jim Mueller (WHK 1420 AM)

DATE	RESULT	OPPONENT	ATT
9/3	W, 24-7	San Francisco 49ers	68,973
9/10	W, 13-10 (OT)	Cincinnati Bengals	72,691
9/17	W, 24-16	at Atlanta Falcons	56,648
9/24	L, 9-15 (OT)	at Pittsburgh Steelers	49,573
10/1	L, 13-16	Houston Oilers	72,776
10/8	W, 24-16	at New Orleans Saints	50,158
10/15	L, 14-34	Pittsburgh Steelers	81,302
10/22	L, 3-17	at Kansas City Chiefs	41,157
10/29	W, 41-20	Buffalo Bills	51,409
11/5	L, 10-14	at Houston Oilers	45,827
11/12	L, 7-19	Denver Broncos	70,856
11/19	W, 45-24	at Baltimore Colts	45,341
11/26	W, 30-19	Los Angeles Rams	55,158
12/3	L, 24-47	at Seattle Seahawks	62,262
12/10	W, 37-34 (OT)	New York Jets	36,881
12/17	L, 16-48	at Cincinnati Bengals	46,985

TEAM STATISTICS	BROWNS	OPPONENT
Total First Downs	293	329
Rushing	133	117
Passing	130	174
Penalty	30	38
3rd Down: Made/Att	85/217	96/230
3rd Down Pct.	39.2%	41.7%
Total Net Yards	5,347	5,352
Avg. Per Game	334.2	334.5
Total Plays	1,036	1,083
Avg. Per Play	5.2	4.9
Net Yards Rushing	2,488	2,149
Avg. Per Game	155.5	134.3
Total Rushes	559	563
Net Yards Passing	2,859	3,203
Avg. Per Game	178.7	200.2
Sacked/Yards Lost	35/278	31/232
Gross Yards	3,137	3,435
Attempts/Completions	442/236	489/265
Completion Pct.	53.4%	54.2%
Had Intercepted	21	27
Punts/Avg.	79/39.1	82/38.4
Net Punting Avg.	79/34.5	82/34.5
Penalties/Yards Lost	127/1,165	131/1,110
Fumbles/Ball Lost	50/29	35/18
Touchdowns	40	42
Rushing	17	19
Passing	22	20
Returns	1	3
Avg. Time Of Possession	30:06	29:54

SCORE BY PERIODS	1ST	2ND	3RD	4TH	OT	TOT
Browns	50	115	85	78	6	— 334
Opponents	46	99	60	145	6	— 356

SCORING	RU	PA	ST	DF	PAT	ZRU	ZPA	FG	SAP	TF
Cockroft, Don	0	0	0	0	37/40	0	0	19/28	0	94
Rucker, Reggie	0	8	0	0	0/0	0	0	0/0	0	48
Hill, Calvin	1	6	0	0	0/0	0	0	0/0	0	42
Pruitt, Mike	5	0	0	0	0/0	0	0	0/0	0	30

PASSING	ATT	CMP	YDS	PCT	AV/AT	TD	TD%	INT	INT%	LG	TKLD	RATNG
Sipe, Brian	399	222	2,906	55.6	7.28	21	5.3	15	3.8	69t	29/229	80.7
Miller, Mark	39	13	212	33.3	5.44	1	2.6	4	10.3	44	5/47	21.5
Evans, Johnny	1	1	19	100.0	19.00	0	0.0	0	0.0	0	0	118.8
Pruitt, Greg	3	0	0	0.0	0.00	0	0.0	2	66.7	0	0/0	0.0
Hill, Calvin	0	0	0	0.0	0.00	0	0.0	0	0.0	0	1/2	39.6
Browns	442	236	3,137	53.4	7.10	22	5.0	21	4.8	69t	35/278	72.9
Opponents	489	265	3,435	54.2	7.02	20	4.1	27	5.5	72t	31/232	67.1

* Led NFL

Pruitt, Greg	3	2	0	0	0/0	0	0	0/0	0	30
Logan, Dave	0	4	0	0	0/0	0	0	0/0	0	24
Newsome, Ozzie	2	2	0	0	0/0	0	0	0/0	0	24
Sipe, Brian	3	0	0	0	0/0	0	0	0/0	0	18
Miller, Cleo	1	0	0	0	0/0	0	0	0/0	0	6
Collins, Larry	1	0	0	0	0/0	0	0	0/0	0	6
Davis, Oliver	0	0	0	1	0/0	0	0	0/0	0	6
Miller, Mark	1	0	0	0	0/0	0	0	0/0	0	6
Browns	17	22	0	1	37/40	0	0	19/28	0	334
Opponents	19	20	3	0	36/41	0	0	22/29	1	356

RUSHING	NO	YDS	AVG	LG	TD
Pruitt, Greg	176	960	5.5	70t	3
Pruitt, Mike	135	560	4.1	71t	5
Miller, Cleo	89	336	3.8	18	1
Hill, Calvin	80	289	3.6	21	1
Sipe, Brian	28	87	3.1	35	3
Collins, Larry	22	64	2.9	19	1
Newsome, Ozzie	13	96	7.4	33t	2
Miller, Mark	7	63	9.0	17	1
Sullivan, Tom	5	7	1.4	5	0
Rucker, Reggie	2	14	7.0	9	0
Evans, Johnny	2	12	6.0	12	0
Browns	559	2,488	4.5	71t	17
Opponents	563	2,149	3.8	39	19

RECEIVING	NO	YDS	AVG	LG	TD
Rucker, Reggie	43	893	20.8	69t	8
Newsome, Ozzie	38	589	15.5	47	2
Pruitt, Greg	38	292	7.7	26t	2
Logan, Dave	37	585	15.8	44	4
Hill, Calvin	25	334	13.4	53t	6
Miller, Cleo	20	152	7.6	23	0
Pruitt, Mike	20	112	5.6	15	0
Wright, Keith	8	76	9.5	20	0
Feacher, Ricky	4	76	19.0	42	0
Sullivan, Tom	1	20	20.0	20	0
Parris, Gary	1	4	4.0	4	0
Collins, Larry	1	4	4.0	4	0
Browns	236	3,137	13.3	69t	22
Opponents	265	3,435	13.0	72t	20

INTERCEPTIONS	NO	YDS	AVG	LG	TD
Darden, Thom	10*	200	20.0	46	0
Davis, Oliver	6	65	10.8	33	1
Scott, Clarence	3	15	5.0	7	0
Ambrose, Dick	2	46	23.0	39	0
Irons, Gerald	2	9	4.5	9	0
Peters, Tony	2	7	3.5	7	0
Hill, Charlie	1	6	6.0	6	0
Matthews, Clay	1	5	5.0	5	0
Browns	27	353	13.1	46	1
Opponents	21	343	16.3	65	2

PUNTING	NO	YDS	AVG	IN20	TB	LG	BLK
Evans, Johnny	79	3,089	39.1	16	8	65	0
Browns	79	3,089	39.1	16	8	65	0
Opponents	82	3,146	38.4	14	9	56	0

PUNT RETURNS	NO	FC	YDS	AVG	LG	TD
Wright, Keith	37	16	288	7.8	42	0
Newsome, Ozzie	2	1	29	14.5	24	0
Browns	39	17	317	8.1	42	0
Opponents	41	5	366	8.9	39	0

KICKOFF RETURNS	NO	YDS	AVG	LG	TD
Collins, Larry	32	709	22.2	41	0
Wright, Keith	30	789	26.3	86	0
Sullivan, Tom	4	90	22.5	27	0
Rich, Randy	2	43	21.5	24	0
Pruitt, Greg	1	31	31.0	31	0
Jackson, Robert E.	1	19	19.0	19	0
Miller, Cleo	1	15	15.0	15	0
Rucker, Reggie	1	1	1.0	1	0
Browns	72	1,697	23.6	86	0
Opponents	72	1,469	20.4	95t	1

FIELD GOALS	1-19	20-29	30-39	40-49	50+	TOT
Cockroft, Don	1/2	6/7	2/5	10/12	0/2	19/28
Browns	1/2	6/7	2/5	10/12	0/2	19/28
Opponents	2/2	9/9	5/10	6/8	0/0	22/29

1979 (9-7)

COACH: Sam Rutigliano
DIVISION FINISH: 3rd AFC Central
1979 USUAL STARTING LINEUPS

OFFENSE		DEFENSE	
WR 85	Dave Logan	LDE 77	Lyle Alzado
LT 73	Doug Dieken	LDT 78	Mickey Sims
LG 63	Cody Risien	RDT 72	Jerry Sherk
C 54	Tom DeLeone	RDE 81	Jack Gregory
RG 68	Robert E. Jackson	LLOB 59	Charlie Hall
RT 65	Henry Sheppard	MLB 52	Dick Ambrose
TE 82	Ozzie Newsome	ROLB 57	Clay Matthews
WR 33	Reggie Rucker	LCB 28	Ron Bolton
QB 17	Brian Sipe	RCB 21	Oliver Davis
FB 43	Mike Pruitt	SS 22	Clarence Scott
RB 35	C. Hill, 34 G. Pruitt	FS 27	Thom Darden

RADIO ANNOUNCERS:
 Gib Shanley, Jim Mueller (WHK 1420 AM)

DATE	RESULT	OPPONENT	ATT
9/2	W, 25-22 (OT)	at New York Jets	48,472
9/9	W, 27-24	at Kansas City Chiefs	42,181
9/16	W, 13-10	Baltimore Colts	73,889
9/24	W, 26-7	Dallas Cowboys	80,123
9/30	L, 10-31	at Houston Oilers	48,915
10/7	L, 35-11	Pittsburgh Steelers	81,260
10/14	L, 9-13	Washington Redskins	63,323
10/21	W, 28-27	Cincinnati Bengals	75,119
10/28	W, 38-20	at St. Louis Cardinals	47,845
11/4	W, 24-19	at Philadelphia Eagles	69,019
11/11	L, 24-29	Seattle Seahawks	72,440
11/18	W, 30-24 (OT)	Miami Dolphins	80,374
11/25	L, 30-33 (OT)	at Pittsburgh Steelers	48,773
12/2	W, 14-7	Houston Oilers	69,112
12/9	L, 14-19	at Oakland Raiders	52,641
12/16	L, 12-16	at Cincinnati Bengals	42,183

TEAM STATISTICS	BROWNS	OPPONENT
Total First Downs	350	307
Rushing	125	136
Passing	189	158
Penalty	36	13
3rd Down: Made/Att	99/222	105/240
3rd Down Pct.	44.6%	43.8%
Total Net Yards	5,772	5,650
Avg. Per Game	360.8	353.1
Total Plays	1,092	1,076
Avg. Per Play	5.3	5.3
Net Yards Rushing	2,281	2,604
Avg. Per Game	142.6	162.8
Total Rushes	504	577
Net Yards Passing	3,491	3,046
Avg. Per Game	218.2	190.4
Sacked/Yards Lost	43/347	31/243
Gross Yards	3,838	3,289
Attempts/Completions	545/289	468/271
Completion Pct.	53.0%	57.9%
Had Intercepted	27	16
Punts/Avg.	69/41.2	80/41.4
Net Punting Avg.	69/35.8	80/37.1
Penalties/Yards Lost	82/709	118/1,018
Fumbles/Ball Lost	28/17	39/16
Touchdowns	45	42
Rushing	16	25
Passing	28	14
Returns	1	3
Avg. Time Of Possession	29:29	30:31

SCORE BY PERIODS	1ST	2ND	3RD	4TH	OT	TOT
Browns	91	66	78	115	9	359
Opponents	94	81	60	114	3	352

SCORING	RU	PA	ST	DF	PAT	ZRU	2PA	FG	SAF	TP
Cockroft, Don	0	0	0	0	38/43	0	0	17/29	0	89
Pruitt, Mike	9	2	0	0	0/0	0	0	0/0	0	66
Newsome, O.	0	9	0	0	0/0	0	0	0/0	0	54
Logan, Dave	0	7	0	0	0/0	0	0	0/0	0	42
Rucker, Reggie	0	6	0	0	0/0	0	0	0/0	0	36
Hill, Calvin	1	2	0	0	0/0	0	0	0/0	0	18
Moriarty, Pat	2	0	0	0	0/0	0	0	0/0	0	12

PASSING	ATT	CMP	YDS	PCT	AVIAT	TD	TD%	INT	INT%	LG	TKLD	RATING
Sipe, Brian	535	286	3,793	53.5	7.09	28*	5.2	26	4.9	74	43/347	73.4
Miller, Mark	8	2	31	25.0	3.88	0	0.0	1	12.5	17	0/0	3.6
Evans, Johnny	2	1	14	50.0	7.00	0	0.0	0	0.0	14	0/0	72.9
Browns	545	289	3,838	53.0	7.04	28	5.1	27	5.0	74	43/347	72.1
Opponents	468	271	3,289	57.9	7.03	14	3.0	16	3.4	62	31/243	75.3

* Tied NFL Lead

Sipe, Brian	2	0	0	0	0/0	0	0	0/0	0	12
Feacher, Ricky	0	1	0	0	0/0	0	0	0/0	0	6
Pruitt, Greg	0	1	0	0	0/0	0	0	0/0	0	6
Miller, Cleo	1	0	0	0	0/0	0	0	0/0	0	6
Darden, Thom	0	0	0	1	0/0	0	0	0/0	0	6
Hall, Dino	1	0	0	0	0/0	0	0	0/0	0	6
Team, Stat	0	0	0	0	0/1	0	0	0/0	0	0
Browns	16	28	0	1	38/44	0	0	17/29	0	359
Opponents	25	14	3	0	34/42	0	0	22/35	0	352

RUSHING	NO	YDS	AVG	LG	TD
Pruitt, Mike	264	1,294	4.9	77t	9
Pruitt, Greg	62	233	3.8	27	0
Hill, Calvin	53	193	3.6	33	1
Sipe, Brian	45	188	4.2	34	2
Miller, Cleo	39	213	5.5	39t	1
Hall, Dino	22	152	6.9	52t	1
Moriarty, Pat	14	11	0.8	8	2
Adams, Willis	2	4	2.0	3	0
Newsome, Ozzie	1	6	6.0	6	0
Feacher, Ricky	1	-1	-1.0	-1	0
Miller, Mark	1	-2	-2.0	-2	0
Browns	504	2,291	4.5	77t	16
Opponents	577	2,604	4.5	71t	25

RECEIVING	NO	YDS	AVG	LG	TD
Logan, Dave	59	982	16.6	46	7
Newsome, Ozzie	55	781	14.2	74	9
Rucker, Reggie	43	749	17.4	54	6
Pruitt, Mike	41	372	9.1	50t	2
Hill, Calvin	38	381	10.0	31	2
Miller, Cleo	26	251	9.7	33	0
Pruitt, Greg	14	155	11.1	27	1
Feacher, Ricky	7	103	14.7	25	1
Hall, Dino	2	14	7.0	8	0
Moriarty, Pat	1	17	17.0	17	0
Weathers, Curtis	1	14	14.0	14	0
Wright, Keith	1	13	13.0	13	0
Adams, Willis	1	6	6.0	6	0
Browns	289	3,838	13.3	74	28
Opponents	271	3,289	12.1	62	14

INTERCEPTIONS	NO	YDS	AVG	LG	TD
Darden, Thom	5	125	25.0	39t	1
Scott, Clarence	3	56	18.7	29	0
Bolton, Ron	3	20	6.7	13	0
Hill, Charlie	2	14	7.0	11	0
Davis, Oliver	1	33	33.0	33	0
Matthews, Clay	1	30	30.0	30	0
Ambrose, Dick	1	0	0.0	0	0
Browns	16	278	17.4	39t	1
Opponents	27	315	11.7	50	1

PUNTING	NO	YDS	AVG	IN20	TB	LG	BLK
Evans, Johnny	69	2,844	41.2	7	9	59	2
Browns	69	2,844	41.2	7	9	59	2
Opponents	80	3,313	41.4	9	9	61	0

PUNT RETURNS	NO	FC	YDS	AVG	LG	TD
Hall, Dino	29	5	295	10.2	47	0
Wright, Keith	12	6	50	4.2	13	0
Newsome, Ozzie	0	1	0	0.0	0	0
Burrell, Clinton	0	2	0	0.0	0	0
Browns	41	14	345	8.4	47	0
Opponents	45	2	375	8.3	38	0

KICKOFF RETURNS	NO	YDS	AVG	LG	TD
Hall, Dino	50	1,014	20.3	33	0
Wright, Keith	15	402	26.8	45	0
Feacher, Ricky	2	51	25.5	27	0
Rich, Randy	2	10	5.0	6	0
Pruitt, Greg	1	22	22.0	22	0
Jackson, Robert E.	1	18	18.0	18	0
Miller, Cleo	1	14	14.0	14	0
Weathers, Curtis	1	0	0.0	0	0
Miller, Matt	1	0	0.0	0	0
Moriarty, Pat	1	0	0.0	0	0
Browns	75	1,531	20.4	45	0
Opponents	70	1,324	18.9	51	0

FIELD GOALS	1-19	20-29	30-39	40-49	50+	TOT
Cockroft, Don	0/0	5/6	8/12	3/8	1/3	17/29
Browns	0/0	5/6	8/12	3/8	1/3	17/29
Opponents	1/2	6/9	9/13	6/11	0/0	22/35

1980 (11-5)

COACH: Sam Rutigliano
DIVISION FINISH: 1st AFC Central

1980 USUAL STARTING LINEUPS

OFFENSE			DEFENSE		
WR 85	Dave Logan		LDE 90	Marshall Harris	
LT 73	Doug Dieken		NT 91	Henry Bradley	
LG 65	Henry Sheppard		RDE 77	Lyle Alzado	
C 54	Tom DeLeone		LOLB 59	Charlie Hall	
RG 64	Joe DeLamielleure		LILB 56	Robert L. Jackson	
RT 63	Cody Risien		RILB 52	Dick Ambrose	
TE 82	Ozzie Newsome		ROLB 57	Clay Matthews	
WR 33	Reggie Rucker		LCB 28	Ron Bolton	
QB 17	Brian Sipe		RCB 49	Clinton Burrell	
FB 43	Mike Pruitt		FS 27	Thom Darden	
RB 34	Greg Pruitt		SS 22	Clarence Scott	

RADIO ANNOUNCERS: Gib Shanley, Jim Mueller (WHK 1420 AM)

DATE	RESULT	OPPONENT	ATT
9/7	L, 17-34	at New England Patriots	49,222
9/15	L, 7-16	Houston Oilers	80,243
9/21	W, 20-13	Kansas City Chiefs	63,614
9/28	W, 34-27	at Tampa Bay Buccaneers	65,540
10/5	L, 16-19	Denver Broncos	81,065
10/12	W, 27-3	at Seattle Seahawks	61,366
10/19	W, 26-21	Green Bay Packers	75,548
10/26	W, 27-26	Pittsburgh Steelers	79,095
11/3	W, 27-21	Chicago Bears	83,224
11/9	W, 28-27	at Baltimore Colts	45,369
11/16	L, 13-16	at Pittsburgh Steelers	54,563
11/23	W, 31-7	Cincinnati Bengals	79,253
11/30	W, 17-14	at Houston Oilers	51,514
12/7	W, 17-14	New York Jets	78,454
12/14	L, 23-28	at Minnesota Vikings	42,202
12/21	W, 27-24	at Cincinnati Bengals	50,058
		PLAYOFF	
1/4	L 12-14	Oakland Raiders	77,655

TEAM STATISTICS	BROWNS	OPPONENT
Total First Downs	336	340
Rushing	102	105
Passing	207	197
Penalty	27	38
3rd Down: Made/Att	98/207	105/220
3rd Down Pct.	47.3%	47.7%
Total Net Yards	5,588	5,626
Avg. Per Game	349.3	351.6
Total Plays	1,016	1,051
Avg. Per Play	5.5	5.4
Net Yards Rushing	1,673	1,761
Avg. Per Game	104.6	110.1
Total Rushes	436	485
Net Yards Passing	3,915	3,865
Avg. Per Game	244.7	241.6
Sacked/Yards Lost	23/217	31/224
Gross Yards	4,132	4,089
Attempts/Completions	557/338	536/336
Completion Pct.	60.7%	62.7%
Had Intercepted	14	22
Punts/Avg.	66/38.3	63/37.4
Net Punting Avg.	66/34.6	63/34.7
Penalties/Yards Lost	117/1,042	96/766
Fumbles/Ball Lost	24/14	23/10
Touchdowns	45	37
Rushing	15	12
Passing	30	23
Returns	0	2
Avg. Time Of Possession	28:44	31:16

SCORE BY PERIODS	1ST	2ND	3RD	4TH	OT	TOT
Browns	41	134	84	98	0	357
Opponents	32	69	109	100	0	310

SCORING	RU	PA	ST	DF	PAT	ZRU	ZPA	FG	SAF	TP	
Cockroft, Don	0	0	0	0	39/44	0	0	0	16/26	0	87
Pruitt, Mike	6	0	0	0	0/0	0	0	0	0/0	0	36
Hill, Calvin	0	6	0	0	0/0	0	0	0	0/0	0	36
White, Charles	5	1	0	0	0/0	0	0	0	0/0	0	36

Pruitt, Greg	0	5	0	0	0/0	0	0	0/0	0	30
Logan, Dave	0	4	0	0	0/0	0	0	0/0	0	24
Feacher, Ricky	0	4	0	0	0/0	0	0	0/0	0	24
Rucker, Reggie	0	4	0	0	0/0	0	0	0/0	0	24
Wright, Keith	0	3	0	0	0/0	0	0	0/0	0	18
Newsome, Ozzie	0	3	0	0	0/0	0	0	0/0	0	18
Miller, Cleo	3	0	0	0	0/0	0	0	0/0	0	18
Sipe, Brian	1	0	0	0	0/0	0	0	0/0	0	6
Team, Stat	0	0	0	0	0/1	0	0	0/0	0	0
Browns	15	30	0	0	39/45	0	0	16/26	0	357
Opponents	12	23	2	0	32/37	0	0	18/29	1	310

RUSHING	NO	YDS	AVG	LG	TD
Pruitt, Mike	249	1,034	4.2	56T	6
White, Charles	86	279	3.2	16	5
Pruitt, Greg	40	117	2.9	19	3
Miller, Cleo	28	139	5.0	50	0
Sipe, Brian	20	55	2.8	24	1
McDonald, Paul	3	-2	-0.7	0	0
Evans, Johnny	3	-6	-2.0	0	0
Hall, Dino	2	26	13.0	19	0
Newsome, Ozzie	2	13	6.5	9	0
Adams, Willis	2	7	3.5	15	0
Hill, Calvin	1	11	11.0	11	0
Browns	436	1,673	3.8	56T	15
Opponents	485	1,761	3.6	32	12

RECEIVING	NO	YDS	AVG	LG	TD
Pruitt, Mike	63	471	7.5	28	0
Rucker, Reggie	52	768	14.8	45	4
Logan, Dave	51	822	16.1	65	4
Newsome, Ozzie	51	594	11.6	44	3
Pruitt, Greg	50	444	8.9	43	5
Hill, Calvin	27	383	14.2	50	6
White, Charles	17	153	9.0	31T	1
Feacher, Ricky	10	244	24.4	55T	4
Adams, Willis	8	165	20.6	39	0
Wright, Keith	3	62	20.7	39T	3
Oden, McDonald	3	18	6.0	8	0
Miller, Cleo	2	8	4.0	7	0
Browns	337	4,132	12.3	65	30
Opponents	336	4,089	12.2	72	23

INTERCEPTIONS	NO	YDS	AVG	LG	TD
Bolton, Ron	6	62	10.3	29	0
Burrell, Clinton	5	51	10.2	29	0
Darden, Thom	2	42	21.0	23	0
Jackson, Robert L.	2	15	7.5	9	0
Scott, Clarence	2	14	7.0	9	0
Hall, Charlie	2	3	1.5	3	0
Oliver, Thomas	1	70	70.0	47	0
Matthews, Clay	1	6	6.0	6	0
Johnson, Lawrence	1	3	3.0	3	0
Browns	22	266	12.1	47	0
Opponents	14	270	19.3	93T	0

PUNTING	NO	YDS	AVG	IN20	TB	LG	BLK
Evans, Johnny	66	2,530	38.3	12	7	56	0
Browns	66	2,530	38.3	12	7	56	0
Opponents	63	2,356	37.4	16	4	62	0

PUNT RETURNS	NO	FC	YDS	AVG	LG	TD
Wright, Keith	29	4	129	4.4	15	0
Hall, Dino	6	3	41	6.8	14	0
Browns	35	7	170	4.9	15	0
Opponents	38	6	245	6.4	15	0

KICKOFF RETURNS	NO	YDS	AVG	LG	TD
Hall, Dino	32	691	21.6	40	0
Wright, Keith	25	576	23.0	50	0
Miller, Cleo	2	22	11.0	13	0
White, Charles	1	20	20.0	20	0
Jackson, Robert E.	1	0	0.0	0	0
Flint, Judson	1	0	0.0	0	0
Darden, Thom	1	-1	-1.0	-1	0
Browns	63	1,308	20.8	50	0
Opponents	71	1,018	14.3	31	0

FIELD GOALS	1-19	20-29	30-39	40-49	50+	TOT
Cockroft, Don	0/0	6/7	5/7	5/9	0/3	16/26
Browns	0/0	6/7	5/7	5/9	0/3	16/26
Opponents	3/3	7/7	5/11	3/6	0/2	18/29

PASSING	ATT	CMP	YDS	PCT	AVI/AT	TD	TD%	INT	INT%	LG	TKLD	RATING
Sipe, Brian	554	337	4,132	60.8	7.46	30	5.4	14	2.5	65	23/217	91.4
Cockroft, Don	1	0	0	0.0	0.00	0	0.0	0	0.0	0	0/0	39.6
Browns	555	337	4,132	60.7	7.45	30	5.4	14	2.5	65	23/217	91.2
Opponents	480	306	3,746	63.8	7.80	20	4.2	20	4.2	72	31/218	84.3

STAFF

PLAYERS

2017 SEASON

HISTORY

RECORDS

GAME DAY

1981 (5-11)

COACH: Sam Rutigliano
 DIVISION FINISH: 4th AFC Central
 1981 USUAL STARTING LINEUPS

OFFENSE		DEFENSE	
WR 85 Dave Logan	LDE 90 M. Harris, 97 T. Brown		
LT 73 Doug Dieken	NT 91 Henry Bradley		
LG 68 Robert E. Jackson	RDE 77 Lyle Alzado		
C 54 Tom DeLeone	LOLB 50 Don Goode		
79 Gerry Sullivan	LILB 56 Robert L. Jackson		
RG 64 Joe DeLamielleure	RILB 52 Dick Ambrose		
RT 63 Cody Risien	ROLB 57 Clay Matthews		
TE 82 Ozzie Newsome	LCB 28 Ron Bolton		
WR 33 Reggie Rucker	RCB 48 L. Johnson, 29 H. Dixon		
83 Ricky Feacher	SS 22 Clarence Scott		
QB 17 Brian Sipe	FS 49 C. Burrell, 27 T. Darden		
FB 43 Mike Pruitt			
RB 34 G. Pruitt, 25 C. White			

RADIO ANNOUNCERS:
 Gib Shanley, Jim Mueller (WHK 1420 AM)

DATE	RESULT	OPPONENT	ATT
9/7	L, 14-44	San Diego Chargers	78,904
9/13	L, 3-9	Houston Oilers	79,483
9/20	W, 20-17	at Cincinnati Bengals	52,170
9/27	W, 28-17	Atlanta Falcons	78,283
10/4	L, 16-27	at Los Angeles Rams	63,924
10/11	L, 7-13	at Pittsburgh Steelers	53,255
10/18	W, 20-17	New Orleans Saints	76,059
10/25	W, 42-28	Baltimore Colts	78,986
11/1	L, 13-22	at Buffalo Bills	78,266
11/8	L, 20-23 (OT)	at Denver Broncos	74,859
11/15	W, 15-12	at San Francisco 49ers	52,445
11/22	L, 10-32	Pittsburgh Steelers	77,958
11/29	L, 21-41	Cincinnati Bengals	75,186
12/3	L, 13-17	at Houston Oilers	44,502
12/12	L, 13-14	New York Jets	56,866
12/20	L, 21-42	at Seattle Seahawks	51,435

TEAM STATISTICS	BROWNS	OPPONENT
Total First Downs	364	299
Rushing	131	119
Passing	196	157
Penalty	37	23
3rd Down: Made/Att	92/225	78/212
3rd Down Pct.	40.9%	36.8%
Total Net Yards	5,915	5,394
Avg. Per Game	369.7	337.1
Total Plays	1,138	1,016
Avg. Per Play	5.2	5.3
Net Yards Rushing	1,929	2,078
Avg. Per Game	120.6	129.9
Total Rushes	474	516
Net Yards Passing	3,986	3,289
Avg. Per Game	249.1	205.6
Sacked/Yards Lost	40/353	31/223
Gross Yards	4,339	3,512
Attempts/Completions	624/348	469/275
Completion Pct.	55.8%	58.6%
Had Intercepted	27	15
Punts/Avg.	68/42.4	78/40.7
Net Punting Avg.	68/38.7	78/35.9
Penalties/Yards Lost	109/971	100/870
Fumbles/Ball Lost	38/26	31/20
Touchdowns	32	45
Rushing	11	14
Passing	21	28
Returns	0	3
Avg. Time Of Possession	30:59	29:01

SCORE BY PERIODS	1ST	2ND	3RD	4TH	OT	TOT
Browns	31	109	55	81	0	276
Opponents	89	103	82	98	3	375

SCORING	RU	PA	ST	DF	PAT	ZRU	ZPA	FG	SAF	TP
Bahr, Matt	0	0	0	0	22/22	0	0	13/20	0	61
Pruitt, Mike	7	1	0	0	0/0	0	0	0/0	0	48
Newsome, O.	0	6	0	0	0/0	0	0	0/0	0	36

PASSING	ATT	CMP	YDS	PCT	AV/AT	TD	TD%	INT	INT%	LG	TKLD	RATING
Sipe, Brian	567	313	3,876	55.2	6.84	17	3.0	25	4.4	62	34/310	68.2
McDonald, Paul	57	35	463	61.4	8.12	4	7.0	2	3.5	46	6/43	95.9
Browns	624	348	4,339	55.8	6.95	21	3.4	27	4.3	62	40/353	70.7
Opponents	469	275	3,512	58.6	7.49	28	6.0	15	3.2	60t	29/223	88.7

Logan, Dave	0	4	0	0	0/0	0	0	0/0	0	24	
Pruitt, Greg	0	4	0	0	0/0	0	0	0/0	0	24	
Jacobs, Dave	0	0	0	0	9/10	0	0	0/0	4/12	0	21
Feacher, Ricky	0	3	0	0	0/0	0	0	0/0	0	18	
Hill, Calvin	0	2	0	0	0/0	0	0	0/0	0	12	
Miller, Cleo	2	0	0	0	0/0	0	0	0/0	0	12	
Rucker, Reggie	0	1	0	0	0/0	0	0	0/0	0	6	
White, Charles	1	0	0	0	0/0	0	0	0/0	0	6	
Sipe, Brian	1	0	0	0	0/0	0	0	0/0	0	6	
Team, Stat	0	0	0	0	0/0	0	0	0/0	1	2	
Cox, Steve	0	0	0	0	0/0	0	0	0/0	0	0	
Browns	11	21	0	0	31/32	0	0	0/0	17/31	1	276
Opponents	14	28	3	0	40/45	0	0	0/0	21/34	1	375

RUSHING	NO	YDS	AVG	LG	TD
Pruitt, Mike	247	1,103	4.5	21	7
White, Charles	97	342	3.5	26	1
Miller, Cleo	52	165	3.2	13	2
Sipe, Brian	38	153	4.0	22	1
Pruitt, Greg	31	124	4.0	15	0
Hill, Calvin	4	23	5.8	9	0
Newsome, Ozzie	2	20	10.0	14	0
McDonald, Paul	2	0	0.0	2	0
Feacher, Ricky	1	-1	-1.0	-1	0
Browns	474	1,929	4.1	26	11
Opponents	516	2,078	4.0	29	14

RECEIVING	NO	YDS	AVG	LG	TD
Newsome, Ozzie	69	1,002	14.5	62	6
Pruitt, Greg	65	636	9.8	33	4
Pruitt, Mike	63	442	7.0	21	1
Logan, Dave	31	497	16.0	40t	4
Feacher, Ricky	29	654	22.6	48	3
Rucker, Reggie	27	532	19.7	49	1
White, Charles	27	219	8.1	21	0
Hill, Calvin	17	150	8.8	23	2
Miller, Cleo	16	139	8.7	17	0
Fulton, Dan	2	38	19.0	27	0
Adams, Willis	1	24	24.0	24	0
Oden, McDonald	1	6	6.0	6	0
Browns	348	4,339	12.5	62	21
Opponents	275	3,512	12.8	60t	28

INTERCEPTIONS	NO	YDS	AVG	LG	TD
Scott, Clarence	4	46	11.5	26	0
Darden, Thom	3	68	22.7	45	0
Flint, Judson	2	33	16.5	33	0
Matthews, Clay	2	14	7.0	8	0
Bolton, Ron	1	3	3.0	3	0
Goode, Don	1	1	1.0	1	0
Logan, Dave	1	0	0.0	0	0
Ambrose, Dick	1	0	0.0	0	0
Browns	15	165	11.0	45	0
Opponents	27	347	12.9	82t	0

PUNTING	NO	YDS	AVG	IN20	TB	LG	BLK
Cox, Steve	68	2,884	42.4	11	12	66	2
Browns	68	2,884	42.4	11	12	66	2
Opponents	78	3,173	40.7	20	6	59	0

PUNT RETURNS	NO	FC	YDS	AVG	LG	TD
Hall, Dino	33	6	248	7.5	40	0
Montgomery, C.	17	0	121	7.1	17	0
Browns	50	6	369	7.4	40	0
Opponents	30	4	253	8.4	34	0

KICKOFF RETURNS	NO	YDS	AVG	LG	TD
Hall, Dino	36	813	22.6	48	0
Montgomery, C.	14	334	23.9	38	0
White, Charles	12	243	20.3	32	0
Pruitt, Greg	3	82	27.3	30	0
Miller, Cleo	3	35	11.7	22	0
Brown, Thomas	2	17	8.5	10	0
Johnson, Eddie	1	7	7.0	7	0
Miller, Matt	1	6	6.0	6	0
Browns	72	1,537	21.3	48	0
Opponents	45	1,156	25.7	88	0

FIELD GOALS	1-19	20-29	30-39	40-49	50+	TOT
Bahr, Matt	3/3	5/5	5/9	0/2	0/1	13/20
Jacobs, Dave	0/0	2/3	2/6	0/1	0/2	4/12
Cox, Steve	0/0	0/0	0/0	0/0	0/1	0/1
Browns	3/3	7/8	7/15	0/3	0/4	17/33
Opponents	1/1	8/12	6/9	5/11	1/1	21/34

1982 (4-5)

COACH: Sam Rutigliano
CONFERENCE FINISH: 8th American Conference
1982 USUAL STARTING LINEUPS

OFFENSE		DEFENSE	
WR 85	Dave Logan	LDE 90	Marshall Harris
LT 73	Doug Dieken	NT 91	H. Bradley, 79 B. Golic
LG 68	Robert E. Jackson	RDE 92	Mike Robinson
C 54	Tom DeLeone	99	Keith Baldwin
RG 64	Joe DeLamielleure	LOLB 56	Chip Banks
RT 63	Cody Risien	LILB 50	Tom Cousineau
TE 82	Ozzie Newsome	RILB 52	Dick Ambrose
WR 83	Ricky Feacher	ROLB 57	Clay Matthews
QB 17	Brian Sipe	55	Curtis Weathers
	16 Paul McDonald	LCB 28	Ron Bolton
FB 43	Mike Pruitt	48	Lawrence Johnson
RB 25	Charles White	RCB 29	Hanford Dixon
		SS 49	Clinton Burrell
		FS 22	Clarence Scott

RADIO ANNOUNCERS:
Gib Shanley, Jim Mueller (WHK 1420 AM)

DATE	RESULT	OPPONENT	ATT
9/12	W, 21-7	at Seattle Seahawks	55,907
9/19	L, 21-24	Philadelphia Eagles	78,830
11/21	W, 10-7	New England Patriots	51,281
11/25	L, 14-31	at Dallas Cowboys	46,267
12/5	L, 13-30	San Diego Chargers	54,064
12/12	L, 10-23	at Cincinnati Bengals	54,305
12/19	W, 10-9	Pittsburgh Steelers	67,139
12/26	W, 20-14	at Houston Oilers	36,559
1/2	L, 21-37	at Pittsburgh Steelers	52,312
		PLAYOFF	
1/8	L, 10-27	at Los Angeles Raiders	56,555

TEAM STATISTICS	BROWNS	OPPONENT
Total First Downs	176	189
Rushing	64	82
Passing	96	94
Penalty	16	13
3rd Down: Made/Att	43/127	52/106
3rd Down Pct.	33.9%	49.1%
4th Down: Made/Att	5/6	3/8
4th Down Pct.	83.3%	37.5%
Total Net Yards	2,708	3,141
Avg. Per Game	300.9	349.0
Total Plays	616	594
Avg. Per Play	4.4	5.3
Net Yards Rushing	873	1,292
Avg. Per Game	97.0	143.6
Total Rushes	256	306
Net Yards Passing	1,845	1,822
Avg. Per Game	205.0	202.4
Sacked/Yards Lost	26/212	22/145
Gross Yards	2,057	1,967
Attempts/Completions	334/174	266/144
Completion Pct.	52.1%	54.1%
Had Intercepted	16	17
Punts/Avg.	48/39.3	40/38.8
Net Punting Avg.	48/34.8	40/35.5
Penalties/Yards Lost	59/461	57/436
Fumbles/Ball Lost	15/8	20/11
Touchdowns	17	23
Rushing	7	13
Passing	9	9
Returns	1	1
Avg. Time Of Possession	30:00	30:00

SCORE BY PERIODS	1ST	2ND	3RD	4TH	OT	TOT
Browns	20	34	24	62	0	— 140
Opponents	28	60	38	56	0	— 182

SCORING	RU	PA	ST	DF	PAT	2RU	2PA	FG	SAF	TP
Bahr, Matt	0	0	0	0	17/17	0	0	7/15	0	38
Feacher, Ricky	0	3	0	0	0/0	0	0	0/0	0	18

PASSING	ATT	COMP	YDS	PCT	AVIAT	TD	TD%	INT	INT%	LG	TKLD	RATING
Sipe, Brian	185	101	1,064	54.6	5.75	4	2.2	8	4.3	40t	13/117	60.7
McDonald, Paul	149	73	993	49.0	6.66	5	3.4	8	5.4	56t	13/95	59.5
Browns	334	174	2,057	52.1	6.16	9	2.7	16	4.8	56t	26/212	60.2
Opponents	266	144	1,967	54.1	7.39	9	3.4	17	6.4	60	22/145	62.7

Newsome, Ozzie	0	3	0	0	0/0	0	0	0/0	0	18
Pruitt, Mike	3	0	0	0	0/0	0	0	0/0	0	18
White, Charles	3	0	0	0	0/0	0	0	0/0	0	18
Logan, Dave	0	2	0	0	0/0	0	0	0/0	0	12
Burrell, Clinton	0	0	0	1	0/0	0	0	0/0	0	6
Davis, Johnny	1	0	0	0	0/0	0	0	0/0	0	6
Hall, Dino	0	1	0	0	0/0	0	0	0/0	0	6
Cox, Steve	0	0	0	0	0/0	0	0	0/1	0	0
Browns	7	9	0	1	17/17	0	0	7/16	0	140
Opponents	13	9	1	0	21/23	0	0	7/11	1	182

SACKS: C. Banks 5.5, B. Golic 4, M. Robinson 3, C. Burrell 2, E. Franks 2, M. Harris 1.5, K. Baldwin 1, T. Cousineau 1, H. Dixon 1, C. Weathers 1 **Browns: 22.0, Opponents: 26.0**

RUSHING	NO	YDS	AVG	LG	TD
Pruitt, Mike	143	516	3.6	17	3
White, Charles	69	259	3.8	18t	3
Miller, Cleo	16	61	3.8	17	0
Sipe, Brian	13	44	3.4	12	0
McDonald, Paul	7	-3	-0.4	10	0
Davis, Johnny	4	3	0.8	2	1
Hall, Dino	2	14	7.0	13	0
Cox, Steve	2	-11	-5.5	0	0
Browns	256	883	3.4	18t	7
Opponents	306	1,292	4.2	34	13

RECEIVING	NO	YDS	AVG	LG	TD
Newsome, Ozzie	49	633	12.9	54	3
White, Charles	34	283	8.3	36	0
Feacher, Ricky	28	408	14.6	46	3
Logan, Dave	23	346	15.0	56t	2
Pruitt, Mike	22	140	6.4	13	0
Walker, Dwight	8	136	17.0	46	0
Hall, Dino	5	78	15.6	31	1
Miller, Cleo	3	20	6.7	11	0
Fulton, Dan	1	9	9.0	9	0
Oden, McDonald	1	4	4.0	4	0
Browns	174	2,057	11.8	56t	9
Opponents	144	1,967	13.7	60	9

INTERCEPTIONS	NO	YDS	AVG	LG	TD
Dixon, Hanford	4	22	5.5	22	0
Johnson, Lawrence	4	17	4.3	17	0
Scott, Clarence	3	29	9.7	24	0
Banks, Chip	1	14	14.0	14	0
Burrell, Clinton	1	14	14.0	14t	1
Cousineau, Tom	1	6	6.0	6	0
Ambrose, Dick	1	0	0.0	0	0
Bolton, Ron	1	0	0.0	0	0
Flint, Judson	1	0	0.0	0	0
Browns	17	102	6.0	24	1
Opponents	16	164	10.3	37	0

PUNTING	NO	YDS	AVG	IN20	TB	LG	BLK
Cox, Steve	48	1,887	39.3	11	6	52	1
Browns	48	1,887	39.3	11	6	52	1
Opponents	40	1,552	38.8	9	2	54	0

PUNT RETURNS	NO	FC	YDS	AVG	LG	TD
Walker, Dwight	19	6	101	5.3	14	0
Hall, Dino	4	0	33	8.3	10	0
Browns	23	6	134	5.8	14	0
Opponents	30	2	216	7.2	24	0

KICKOFF RETURNS	NO	YDS	AVG	LG	TD
Hall, Dino	22	430	19.5	32	0
Walker, Dwight	13	295	22.7	36	0
Nicolas, Scott	2	16	8.0	10	0
Green, David	1	13	13.0	13	0
Browns	38	754	19.8	36	0
Opponents	23	424	18.4	30	0

FIELD GOALS	1-19	20-29	30-39	40-49	50+	TOT
Bahr, Matt	1/1	3/4	1/3	2/7	0/0	7/15
Cox, Steve	0/0	0/0	0/0	0/0	0/1	0/1
Browns	1/1	3/4	1/3	2/7	0/1	7/16
Opponents	0/0	2/2	2/4	3/4	0/1	7/11

1983 (9-7)

COACH: Sam Rutigliano
DIVISION FINISH: 2nd AFC Central

1983 USUAL STARTING LINEUPS

OFFENSE		DEFENSE	
WR 89	Bobby Jones	LDE 96	Reggie Camp
83	Ricky Feacher	NT 79	Bob Golic
LT 73	Doug Dieken	RDE 99	Keith Baldwin
LG 68	Robert E. Jackson	94	Elvis Franks
C 61	Mike Baab	LOLB 56	Chip Banks
RG 64	Joe DeLamielleure	LILB 52	Dick Ambrose
RT 63	Cody Risien	58	Scott Nicolas
TE 82	Ozzie Newsome	RILB 50	Tom Cousineau
WR 85	Dave Logan	ROLB 57	Clay Matthews
80	Willis Adams	LCB 48	Lawrence Johnson
QB 17	Brian Sipe	RCB 29	Hanford Dixon
FB 43	M. Pruitt, 38 J. Davis	SS 49	C. Burrell, 22 C. Scott
RB 30	Boyce Green	FS 21	Mike Whitwell

RADIO ANNOUNCERS:
 Gib Shanley, Jim Mueller (WHK 1420 AM)

DATE	RESULT	OPPONENT	ATT
9/4	L, 21-27	Minnesota Vikings	70,087
9/11	W, 31-26	at Detroit Lions	60,095
9/15	W, 17-7	Cincinnati Bengals	79,700
9/25	W, 30-24 (OT)	at San Diego Chargers	49,482
10/2	L, 9-24	Seattle Seahawks	75,446
10/9	W, 10-7	New York Jets	78,235
10/16	L, 17-44	at Pittsburgh Steelers	59,263
10/23	L, 21-28	at Cincinnati Bengals	50,047
10/30	W, 25-19 (OT)	Houston Oilers	66,955
11/6	L, 21-35	at Green Bay Packers	54,089
11/13	W, 20-0	Tampa Bay Buccaneers	56,091
11/20	W, 30-0	at New England Patriots	40,987
11/27	W, 41-23	Baltimore Colts	65,812
12/4	L, 6-27	at Denver Broncos	70,912
12/11	L, 27-34	at Houston Oilers	29,746
12/18	W, 30-17	Pittsburgh Steelers	72,313

TEAM STATISTICS	BROWNS	OPPONENT
Total First Downs	327	309
Rushing	113	138
Passing	186	155
Penalty	28	16
3rd Down: Made/Att	99/222	82/204
3rd Down Pct.	44.6%	40.2%
4th Down: Made/Att	8/16	4/14
4th Down Pct.	50.0%	28.6%
Total Net Yards	5,583	5,139
Avg. Per Game	348.9	321.2
Total Plays	1,065	1,030
Avg. Per Play	5.2	5.0
Net Yards Rushing	1,922	2,065
Avg. Per Game	120.1	129.1
Total Rushes	465	528
Net Yards Passing	3,661	3,074
Avg. Per Game	228.8	192.1
Sacked/Yards Lost	33/271	33/239
Gross Yards	3,932	3,313
Attempts/Completions	567/324	469/280
Completion Pct.	57.1%	59.7%
Had Intercepted	28	22
Punts/Avg.	70/40.8	73/40.5
Net Punting Avg.	70/36.2	73/36.2
Penalties/Yards Lost	115/988	105/940
Fumbles/Ball Lost	21/10	30/10
Touchdowns	42	42
Rushing	13	15
Passing	27	22
Returns	2	5
Avg. Time Of Possession	30:50	29:10

SCORE BY PERIODS	1ST	2ND	3RD	4TH	OT	TOT
Browns	76	120	82	66	12	356
Opponents	70	125	63	84	0	342

SCORING	RU	PA	ST	DF	PAT	2RU	8PA	FG	SAF	TP
Bahr, Matt	0	0	0	0	38/40	0	0	21/24	0	101
Pruitt, Mike	10	2	0	0	0/0	0	0	0/0	0	72
Newsome, O.	0	6	0	0	0/0	0	0	0/0	0	36
Jones, Bobby	0	4	0	0	0/0	0	0	0/0	0	24
Green, Boyce	3	1	0	0	0/0	0	0	0/0	0	24
Feacher, Ricky	0	3	0	0	0/0	0	0	0/0	0	18

PASSING	ATT	CMP	YDS	PCT	AVI/AT
Sipe, Brian	496	291	3,566	58.7	7.19
McDonald, Paul	68	32	351	47.1	5.16
Walker, Dwight	3	1	25	33.3	8.33
Browns	567	324	3,942	57.1	6.95
Opponents	469	280	3,313	59.7	7.06

Holt, Harry	0	3	0	0	0/0	0	0	0/0	0	18
Adams, Willis	0	2	0	0	0/0	0	0	0/0	0	12
Belk, Rocky	0	2	0	0	0/0	0	0	0/0	0	12
Logan, Dave	0	2	0	0	0/0	0	0	0/0	0	12
Walker, Dwight	0	1	0	0	0/0	0	0	0/0	0	6
Banks, Chip	0	0	0	1	0/0	0	0	0/0	0	6
Golic, Bob	0	0	0	1	0/0	0	0	0/0	0	6
Dieken, Doug	0	1	0	0	0/0	0	0	0/0	0	6
Cox, Steve	0	0	0	0	0/0	0	1	0/1	0	3
Browns	13	27	0	2	38/40	0	0	22/25	0	356
Opponents	15	22	5	0	40/42	0	0	16/22	1	342

SACKS: C. Matthews 6.0, E. Franks 5.0, R. Camp 4.5, T. Cousineau 4.0, C. Banks 4.0, B. Golic 3.5, D. Puzelli 2.0, M. Whitwell 1.0, K. Baldwin 1.0, H. Dixon 1.0 **Browns:** 32.0, **Opponents** 33.0

RUSHING	NO	YDS	AVG	LG	TD
Pruitt, Mike	293	1,184	4.0	27	10
Green, Boyce	104	497	4.8	29	3
Sipe, Brian	26	56	2.2	9	0
Walker, Dwight	19	100	5.3	15	0
Davis, Johnny	13	42	3.2	16	0
McDonald, Paul	3	17	5.7	10	0
Holt, Harry	3	8	2.7	4	0
Jones, Bobby	1	19	19.0	19	0
Adams, Willis	1	2	2.0	2	0
Hall, Dino	1	2	2.0	2	0
Belk, Rocky	1	-5	-5.0	-5	0
Browns	465	1,922	4.1	29	13
Opponents	528	2,065	3.9	40	15

RECEIVING	NO	YDS	AVG	LG	TD
Newsome, Ozzie	89	970	10.9	66t	6
Logan, Dave	37	627	16.9	34	2
Jones, Bobby	36	507	14.1	32t	4
Pruitt, Mike	30	157	5.2	21	2
Holt, Harry	29	420	14.5	48t	3
Walker, Dwight	29	273	9.4	35	1
Green, Boyce	25	167	6.7	33	1
Adams, Willis	20	374	18.7	59	2
Feacher, Ricky	13	217	16.7	42t	3
Belk, Rocky	5	141	28.2	64t	2
Davis, Johnny	5	20	4.0	10	0
Hall, Dino	4	33	8.3	18	0
Dieken, Doug	1	14	14.0	14t	1
Stracka, Tim	1	12	12.0	12	0
Browns	324	3,332	12.1	66t	27
Opponents	280	3,312	11.8	80t	22

INTERCEPTIONS	NO	YDS	AVG	LG	TD
Cousineau, Tom	4	47	11.8	15	0
Banks, Chip	3	95	31.7	65t	1
Whitwell, Mike	3	67	22.3	28	0
Dixon, Hanford	3	41	13.7	35	0
Burrell, Clinton	2	0	0.0	0	0
Johnson, Lawrence	2	0	0.0	0	0
Scott, Clarence	2	0	0.0	0	0
Perry, Rod	1	21	21.0	21	0
Gross, Al	1	18	18.0	18	0
Golic, Bob	1	7	7.0	7t	1
Browns	22	296	13.5	65t	2
Opponents	28	508	18.1	73t	0

PUNTING	NO	YDS	AVG	IN20	TB	LG	BLK
Gossett, Jeff	70	2,854	40.8	17	8	60	0
Browns	70	2,854	40.8	17	8	60	0
Opponents	73	2,954	40.5	18	5	61	0

PUNT RETURNS	NO	FC	YDS	AVG	LG	TD
Hall, Dino	39	12	284	7.3	19	0
Walker, Dwight	3	0	26	8.7	13	0
Browns	42	12	310	7.4	19	0
Opponents	30	10	309	10.3	66	0

KICKOFF RETURNS	NO	YDS	AVG	LG	TD
Walker, Dwight	29	627	21.6	38	0
Green, Boyce	17	350	20.6	30	0
Hall, Dino	11	237	21.5	28	0
Ferguson, Vagas	2	36	18.0	27	0
Nicolas, Scott	2	29	14.5	15	0
Davis, Johnny	1	8	8.0	8	0
Contz, Bill	1	3	3.0	3	0
Browns	63	1,290	20.5	38	0
Opponents	61	1,155	18.9	93t	0

FIELD GOALS	1-19	20-29	30-39	40-49	50+	TOT
Bahr, Matt	1/1	9/9	5/6	6/7	0/1	21/24
Cox, Steve	0/0	0/0	0/0	0/0	1/1	1/1
Browns	1/1	9/9	5/6	6/7	1/2	22/25
Opponents	2/2	5/6	4/6	2/5	1/1	14/20

1984 (5-11)

COACH: Sam Rutigliano (first 8 games)/Marty Schottenheimer (last 8 games)
DIVISION FINISH: 3rd AFC Central

1984 USUAL STARTING LINEUPS

OFFENSE

WR	83	Ricky Feacher
WR	86	Brian Brennan
LT	73	Doug Dieken
LG	68	Robert E. Jackson
C	61	Mike Baab
RG	64	Joe DeLamielleure
RT	75	Bill Contz
TE	82	Ozzie Newsome
WR	84	Duriel Harris
QB	16	Paul McDonald
FB	38	Johnny Davis
RB	43	M. Pruitt, 30 B. Green

DEFENSE

LDE	96	Reggie Camp
NT	79	Bob Golic
RDE	99	Keith Baldwin
LOLB	56	Chip Banks
LILB	51	Eddie Johnson
RILB	50	Tom Cousineau
OLB	57	Clay Matthews
LCB	48	Lawrence Johnson
RCB	31	Frank Minnifield
SS	27	Al Gross
FS	20	Don Rogers

RADIO ANNOUNCERS:

Gib Shanley, Jim Mueller (WHK 1420 AM)

DATE	RESULT	OPPONENT	ATT
9/3	L, 0-33	at Seattle Seahawks	59/50
9/9	L, 17-20	at Los Angeles Rams	43,043
9/16	L, 14-24	Denver Broncos	61,980
9/23	W, 20-10	Pittsburgh Steelers	77,312
9/30	L, 6-10	at Kansas City Chiefs	40,785
10/7	L, 16-17	New England Patriots	53,036
10/14	L, 20-24	New York Jets	55,673
10/21	L, 9-12	at Cincinnati Bengals	50,667
10/28	L, 14-16	New Orleans Saints	52,489
11/4	W, 13-10	at Buffalo Bills	33,343
11/11	L, 7-41	San Francisco 49ers	60,092
11/18	W, 23-7	at Atlanta Falcons	28,280
11/25	W, 27-10	Houston Oilers	46,077
12/2	L, 17-20 (OT)	Cincinnati Bengals	51,774
12/9	L, 20-23	at Pittsburgh Steelers	55,825
12/16	W, 27-20	at Houston Oilers	33,676

TEAM STATISTICS	BROWNS	OPPONENT								
Total First Downs	295	270								
Rushing	89	103								
Passing	180	145								
Penalty	26	22								
3rd Down: Made/Att	89/228	86/217								
3rd Down Pct.	39.0%	39.6%								
4th Down: Made/Att	6/13	4/13								
4th Down Pct.	46.2%	30.8%								
Total Net Yards	4,828	4,641								
Avg. Per Game	301.8	290.1								
Total Plays	1,039	995								
Avg. Per Play	4.6	4.7								
Net Yards Rushing	1,696	1,945								
Avg. Per Game	106.0	121.6								
Total Rushes	489	494								
Net Yards Passing	3,132	2,696								
Avg. Per Game	195.8	168.5								
Sacked/Yards Lost	55/358	43/353								
Gross Yards	3,490	3,049								
Attempts/Completions	495/273	458/261								
Completion Pct.	55.2%	57.0%								
Had Intercepted	23	20								
Punts/Avg.	76/42.3	77/40.6								
Net Punting Avg.	76/35.8	77/36.4								
Penalties/Yards Lost	111/928	108/765								
Fumbles/Ball Lost	31/16	34/15								
Touchdowns	25	30								
Rushing	10	10								
Passing	14	15								
Returns	1	5								
Avg. Time Of Possession	30:52	29:08								
PASSING BY PERIODS	1ST	2ND	3RD	4TH	OT	TOT				
Browns	54	81	44	71	0	— 250				
Opponents	61	97	53	83	3	— 297				
SCORING	RU	PA	OFF	DF	PAT	2RU	2PA	FG	SAF	TP
Bahr, Matt	0	0	0	0	25/25	0	0	24/32	0	97
Pruitt, Mike	6	0	0	0	0/0	0	0	0/0	0	36
Newsome, O.	0	5	0	0	0/0	0	0	0/0	0	30
Brennan, Brian	0	3	0	0	0/0	0	0	0/0	0	18
Byner, Earnest	2	0	1	0	0/0	0	0	0/0	0	18
Davis, Bruce	0	2	0	0	0/0	0	0	0/0	0	12
Harris, Duriel	0	2	0	0	0/0	0	0	0/0	0	12

PASSING	ATT	CMP	YDS	PCT	AVI/AT	TD	TD%	INT	INT%	LG	TKLD	RATING
McDonald, Paul	493	271	3,472	55.0	7.04	14	2.8	23	4.7	64	53/345	67.3
Cox, Steve	1	1	16	100.0	16.00	0	0.0	0	0.0	16	0/0	118.8
Flick, Tom	1	1	2	100.0	2.00	0	0.0	0	0.0	2	2/13	79.2
Browns	495	273	3,490	55.2	7.05	14	2.8	23	4.6	64	55/358	67.5
Opponents	458	261	3,049	57.0	6.66	15	3.3	20	4.4	61t	43/353	70.0

Feacher, Ricky	0	1	0	0	0/0	0	0	0/0	0	6	
Davis, Johnny	1	0	0	0	0/0	0	0	0/0	0	6	
Green, Boyce	0	1	0	0	0/0	0	0	0/0	0	6	
McDonald, Paul	1	0	0	0	0/0	0	0	0/0	0	6	
Cox, Steve	0	0	0	0	0/0	0	0	0/0	0	3	
Browns	10	14	1	0	25/25	0	0	0	13	3	250
Opponents	10	15	5	0	30/30	0	0	0	29	3	297

SACKS: R. Camp 14.0, C. Matthews 12.0, K. Baldwin 4.5, C. Hairston 4.0, C. Banks 2.5, D. Puzzuoli 2.0, B. Golic 2.0, E. Franks 1.5, E. Johnson 0.5 **Browns: 43.0, Opponents: 55.0**

RUSHING	NO	YDS	AVG	LG	TD
Green, Boyce	202	673	3.3	29	0
Pruitt, Mike	163	506	3.1	14	6
Byner, Earnest	72	426	5.9	54	2
White, Charles	24	62	2.6	8	0
McDonald, Paul	22	4	0.2	10	0
Davis, Johnny	3	15	5.0	8	1
Holt, Harry	1	12	12.0	12	0
Davis, Bruce	1	6	6.0	6	0
Walker, Dwight	1	-8	-8.0	-8	0
Browns	489	1,696	3.5	54	10
Opponents	494	1,945	3.9	64	10

RECEIVING	NO	YDS	AVG	LG	TD
Newsome, Ozzie	89	1,001	11.2	52	5
Brennan, Brian	35	455	13.0	52	3
Harris, Duriel	32	512	16.0	43	2
Feacher, Ricky	22	382	17.4	64	1
Adams, Willis	21	261	12.4	24	0
Holt, Harry	20	261	13.1	36	0
Green, Boyce	12	124	10.3	44t	1
Byner, Earnest	11	118	10.7	26	0
Walker, Dwight	10	122	12.2	25	0
Davis, Bruce	7	119	17.0	43	2
Pruitt, Mike	5	29	5.8	9	0
White, Charles	5	29	5.8	17	0
Young, Glen	1	47	47.0	47	0
Bolden, Rickey	1	19	19.0	19	0
Stracka, Tim	1	15	15.0	15	0
McDonald, Paul	1	-4	-4.0	-4	0
Browns	273	3,490	12.8	64	14
Opponents	261	3,049	11.7	61t	15

INTERCEPTIONS	NO	YDS	AVG	LG	TD
Gross, Al	5	103	20.6	47	0
Dixon, Hanford	5	31	6.2	18	0
Cousineau, Tom	2	9	4.5	9	0
Johnson, Eddie	2	3	1.5	3	0
Rogers, Don	1	39	39.0	39	0
Minnifield, Frank	1	26	26.0	26	0
Perry, Rod	1	17	17.0	17	0
Banks, Chip	1	8	8.0	8	0
Johnson, Lawrence	1	0	0.0	0	0
Rockins, Chris	1	0	0.0	0	0
Browns	20	236	11.8	47	0
Opponents	23	518	22.5	85	0

PUNTING	NO	YDS	AVG	IN20	TB	LG	BLK
Cox, Steve	74	3,213	43.4	16	8	69	2
Team, Stat	2	0	0.0	0	0	0	0
Browns	76	3,213	42.3	16	8	69	2
Opponents	77	3,123	40.6	21	7	61	0

PUNT RETURNS	NO	FC	YDS	AVG	LG	TD
Brennan, Brian	25	10	199	8.0	19	0
Harris, Duriel	9	0	73	8.1	13	0
Walker, Dwight	6	3	50	8.3	13	0
Browns	40	13	322	8.1	19	0
Opponents	43	7	489	11.4	42	0

KICKOFF RETURNS	NO	YDS	AVG	LG	TD
Byner, Earnest	22	415	18.9	28	0
Davis, Bruce	18	369	20.5	40	0
Brown, Preston	8	136	17.0	27	0
Young, Glen	5	134	26.8	36	0
White, Charles	5	80	16.0	23	0
Nicolas, Scott	1	12	12.0	12	0
Contz, Bill	1	10	10.0	10	0
Holt, Harry	1	1	1.0	1	0
Browns	61	1,157	19.0	40	0
Opponents	52	1,159	22.3	46	0

FIELD GOALS	1-19	20-29	30-39	40-49	50+	TOT
Bahr, Matt	3/3	12/12	2/7	6/9	1/1	24/32
Cox, Steve	0/0	0/0	0/0	0/0	1/3	1/3
Browns	3/3	12/12	2/7	6/9	2/4	25/35
Opponents	0/0	13/13	7/9	7/9	2/2	29/33

1985 (8-8)

COACH: Marty Schottenheimer

DIVISION FINISH: 1st AFC Central

1985 USUAL STARTING LINEUPS

OFFENSE		DEFENSE	
WR 85	Clarence Weathers	LDE 96	Reggie Camp
LT 74	P. Farren, 77 R. Bolden	NT 79	Bob Golic
LG 62	George Lijia	RDE 78	Carl Hairston
C 61	Mike Baab	LOLB 56	Chip Banks
RG 69	D. Fike, 77 R. Bolden	LILB 51	Eddie Johnson
RT 63	Cody Risien	RILB 50	Tom Cousineau
TE 82	Ozzie Newsome	58	Scott Nicolas
WR 86	Brian Brennan	ROLB 57	Clay Matthews
83	Fred Banks	LCB 31	Frank Minnifield
QB 19	Bernie Kosar	RCB 29	Hanford Dixon
18	Gary Danielson	SS 27	Al Gross
FB 34	Kevin Mack	FS 20	Don Rogers
RB 44	Earnest Byner		

RADIO ANNOUNCERS:

New Chandler, Doug Dieken, Jim Mueller (WHK 1420 AM)

DATE	RESULT	OPPONENT	ATT
9/8	L, 24-27 (OT)	St. Louis Cardinals	62,107
9/16	W, 17-7	Pittsburgh Steelers	79,042
9/22	L, 7-20	at Dallas Cowboys	61,456
9/29	W, 21-7	at San Diego Chargers	52,107
10/6	W, 24-20	New England Patriots	62,139
10/13	W, 21-6	at Houston Oilers	38,386
10/20	L, 20-21	Los Angeles Raiders	77,928
10/27	L, 7-14	Washington Redskins	78,540
11/3	L, 9-10	at Pittsburgh Steelers	51,976
11/10	L, 10-27	at Cincinnati Bengals	57,293
11/17	W, 17-7	Buffalo Bills	50,764
11/24	W, 24-6	Cincinnati Bengals	74,439
12/1	W, 35-33	at New York Giants	66,482
12/8	L, 13-31	at Seattle Seahawks	58,477
12/15	W, 28-21	Houston Oilers	50,793
12/22	L, 10-37	at New York Jets	59,073

	BROWNS	OPPONENT	
1/4	L, 21-24	at Miami Dolphins	75,128

TEAM STATISTICS	BROWNS	OPPONENT
Total First Downs	271	297
Rushing	119	106
Passing	128	172
Penalty	24	19
3rd Down: Made/Att	79/216	83/228
3rd Down Pct.	36.6%	36.4%
4th Down: Made/Att	13/21	7/15
4th Down Pct.	61.9%	46.7%
Total Net Yards	4,921	4,958
Avg. Per Game	307.6	309.9
Total Plays	989	1,050
Avg. Per Play	5.0	4.7
Net Yards Rushing	2,285	1,851
Avg. Per Game	142.8	115.7
Total Rushes	539	497
Net Yards Passing	2,636	3,107
Avg. Per Game	164.8	194.2
Sacked/Yards Lost	36/249	44/353
Gross Yards	2,885	3,460
Attempts/Completions	414/222	509/289
Completion Pct.	53.6%	56.8%
Had Intercepted	13	18
Punts/Avg.	81/40.3	91/42.2
Net Punting Avg.	81/36.5	91/38.1
Penalties/Yards Lost	99/751	102/773
Fumbles/Ball Lost	40/23	28/9
Touchdowns	35	34
Rushing	16	14
Passing	17	18
Returns	2	2
Avg. Time Of Possession	28:52	31:08

SCORE BY PERIODS	1ST	2ND	3RD	4TH	OT	TOT
Browns	44	68	78	97	0	287
Opponents	75	81	50	85	3	294

SCORING	RU	PA	ST	DF	PAT	2RU	2PA	FG	SAF	TAP
Bahr, Matt	0	0	0	0	35/35	0	0	14/18	0	77
Byner, Earnest	8	2	0	0	0/0	0	0	0/0	0	60
Mack, Kevin	7	3	0	0	0/0	0	0	0/0	0	60

PASSING	ATT	CMP	YDS	PCT	AVI/AT	TD	TD%	INT	INT%	LG	TKLD	RATING
Kosar, Bernie	248	124	1,578	50.0	6.36	8	3.2	7	2.8	68	19/121	69.3
Danielson, Gary	163	97	1,274	59.5	7.82	8	4.9	6	3.7	72t	17/128	85.3
Brennan, Brian	1	1	33	100.0	33.00	1	100.0	0	0.0	33t	0/0	158.3
Fontenot, Herman	1	0	0	0.0	0.00	0	0.0	0	0.0	0	0/0	39.6
Gossett, Jeff	1	0	0	0.0	0.00	0	0.0	0	0.0	0	0/0	39.6
Browns	414	222	2,885	53.6	6.97	17	4.1	13	3.1	72t	36/249	76.4
Opponents	509	289	3,460	56.8	6.80	18	3.5	18	3.5	54t	44/353	74.8

Newsome, O.	0	5	0	0	0/0	0	0	0	0/0	0	30
Weathers, C.	0	3	0	0	0/0	0	0	0	0/0	0	18
Banks, Fred	0	2	0	0	0/0	0	0	0	0/0	0	12
Brennan, Brian	0	0	1	0	0/0	0	0	0	0/0	0	6
Young, Glen	0	1	0	0	0/0	0	0	0	0/0	0	6
Holt, Harry	0	1	0	0	0/0	0	0	0	0/0	0	6
Gross, Al	0	0	0	1	0/0	0	0	0	0/0	0	6
Kosar, Bernie	1	0	0	0	0/0	0	0	0	0/0	0	6
Browns	16	17	1	1	35/35	0	0	0	14/18	0	287
Opponents	14	18	2	0	33/34	0	0	0	19/29	0	294

SACKS: C. Banks 11.0, R. Camp 8.5, C. Hairston 7.0, C. Matthews 6.0, B. Golic 3.0, C. Weathers 3.0, T. Cousineau 1.5, K. Baldwin 1.0, S. Ciancy 1.0, S. Nicolas 1.0, C. Rockins 0.5, E. Johnson 0.5 **Browns: 44.0, Opponents: 36.0**

RUSHING	NO	YDS	AVG	LG	TD
Mack, Kevin	222	1,104	5.0	61	7
Byner, Earnest	244	1,002	4.1	36	8
Danielson, Gary	27	126	4.7	28	0
Allen, Greg	8	32	4.0	8	0
Weathers, Clarence	1	18	18.0	18	0
Davis, Johnny	4	9	2.3	5	0
Dickey, Curtis	2	6	3.0	5	0
Baab, Mike	1	0	0.0	0	0
Kosar, Bernie	26	-12	-0.5	10	1
Browns	535	2,285	4.3	61	16
Opponents	497	1,851	3.7	58t	14

RECEIVING	NO	YDS	AVG	LG	TD
Newsome, Ozzie	62	711	11.5	38	5
Byner, Earnest	45	460	10.2	31	2
Brennan, Brian	32	487	15.2	57	0
Mack, Kevin	29	297	10.2	43	3
Weathers, Clarence	16	449	28.1	72t	3
Adams, Willis	10	132	13.2	22	0
Holt, Harry	10	95	9.5	23	1
Young, Glen	5	111	22.2	45t	1
Banks, Fred	5	62	12.4	17t	2
Jefferson, John	3	30	10.0	17	0
Tucker, Travis	2	20	10.0	10	0
Fontenot, Herman	2	19	9.5	17	0
Langhorne, Reggie	1	12	12.0	12	0
Browns	222	2,885	13.0	72t	17
Opponents	289	3,460	12.0	54t	17

INTERCEPTIONS	NO	YDS	AVG	LG	TD
Gross, Al	5	109	21.8	37t	1
Dixon, Hanford	3	65	21.7	37	0
Brazier, Larry	2	40	20.0	40	0
Wright, Felix	2	11	5.5	10	0
Weathers, Curtis	1	9	9.0	9	0
Rockins, Chris	1	8	8.0	8	0
Johnson, Eddie	1	6	6.0	6	0
Minnifield, Frank	1	3	3.0	3	0
Rogers, Don	1	3	3.0	3	0
Cousineau, Tom	1	0	0.0	0	0
Browns	18	254	14.1	40	1
Opponents	13	217	16.7	48t	0

PUNTING	NO	YDS	AVG	IN20	TB	LG	BLK
Gossett, Jeff	81	3,261	40.3	18	8	64	0
Browns	81	3,261	40.3	18	8	64	0
Opponents	91	3,842	42.2	22	16	64	0

PUNT RETURNS	NO	FC	YDS	AVG	LG	TD
Weathers, Clarence	28	4	218	7.8	16	0
Brennan, Brian	19	4	153	8.1	37t	1
Browns	47	8	371	7.9	37t	1
Opponents	36	14	304	8.4	38	0

KICKOFF RETURNS	NO	YDS	AVG	LG	TD
Young, Glen	35	898	25.7	63	0
Fontenot, Herman	8	215	26.9	81	0
Langhorne, Reggie	3	46	15.3	19	0
Green, Boyce	2	20	10.0	13	0
Puzzuoli, Dave	2	8	4.0	8	0
Weathers, Clarence	1	17	17.0	17	0
Nicolas, Scott	1	9	9.0	9	0
Allen, Greg	1	4	4.0	4	0
Browns	53	1,217	23.0	81	0
Opponents	51	884	17.3	37	0

FIELD GOALS	1-19	20-29	30-39	40-49	50+	TOT
Bahr, Matt	1/1	2/2	8/9	3/5	0/1	14/18
Browns	1/1	2/2	8/9	3/5	0/1	14/18
Opponents	0/0	5/6	10/14	2/5	2/4	19/29

1986 (12-4)

COACH: Marty Schottenheimer

DIVISION FINISH: 1st AFC Central

1986 USUAL STARTING LINEUPS

OFFENSE		DEFENSE	
WR 84	Webster Slaughter	LDE 96	Reggie Camp
LT 77	R. Bolden, 74 P. Farren	NT 79	Bob Golic
LG 74	P. Farren, 70 L. Williams	RDE 78	Carl Hairston
C 61	Mike Baab	LOLB 56	Chip Banks
RG 69	Dan Fike	LLB 51	Eddie Johnson
RT 63	Cody Risien	RILB 53	Anthony Griggs
TE 82	Ozzie Newsome	ROLB 57	Clay Matthews
WR 88	Reggie Langhorne	LCB 31	Frank Minnifield
QB 19	Bernie Kosar	RQB 29	Hanford Dixon
FB 34	K. Mack, 33 C. Dickey	SB 24	Ray Ellis
RB 44	E. Byner, 33 C. Dickey	FS 37	Chris Rockins

RADIO ANNOUNCERS:
New Chandler, Doug Dieken, Jim Mueller (WWWE 1100 AM, WDOX 102 FM)

DATE	RESULT	OPPONENT	ATT
9/7	L, 31-41	at Chicago Bears	66,030
9/14	W, 23-20	at Houston Oilers	46,049
9/18	L, 13-30	Cincinnati Bengals	78,779
9/28	W, 24-21	Detroit Lions	72,029
10/5	W, 27-24	at Pittsburgh Steelers	57,327
10/12	W, 20-7	Kansas City Chiefs	71,278
10/19	L, 14-17	Green Bay Packers	76,438
10/26	W, 23-20	at Minnesota Vikings	59,133
11/2	W, 24-9	at Indianapolis Colts	57,962
11/10	W, 26-16	Miami Dolphins	77,949
11/16	L, 14-27	at Los Angeles Raiders	65,461
11/23	W, 37-31 (OT)	Pittsburgh Steelers	76,452
11/30	W, 13-10 (OT)	Houston Oilers	62,309
12/7	W, 21-17	at Buffalo Bills	42,213
12/14	W, 34-3	at Cincinnati Bengals	58,062
12/21	W, 47-17	San Diego Chargers	68,505

AFC PLAYOFFS

1/3	W, 23-20 (2OT)	New York Jets	78,106
-----	----------------	---------------	--------

AFC CHAMPIONSHIP

1/11	L, 20-23 (OT)	Denver Broncos	79,915
------	---------------	----------------	--------

TEAM STATISTICS

	BROWNS	OPPONENT
Total First Downs	292	312
Rushing	101	114
Passing	165	181
Penalty	26	17
3rd Down: Made/Att	85/222	80/215
3rd Down Pct.	38.3%	37.2%
4th Down: Made/Att	7/14	10/18
4th Down Pct.	50.0%	55.6%
Total Net Yards	5,395	5,269
Avg. Per Game	337.2	329.3
Total Plays	1,049	1,033
Avg. Per Play	5.1	5.1
Net Yards Rushing	1,650	1,982
Avg. Per Game	103.1	123.9
Total Rushes	471	494
Net Yards Passing	3,744	3,287
Avg. Per Game	234.0	205.4
Sacked/Yards Lost	39/274	35/259
Gross Yards	4,018	3,546
Attempts/Completions	538/315	518/291
Completion Pct.	58.6%	56.2%
Had Intercepted	11	18
Punts/Avg.	83/41.2	79/38.4
Net Punting Avg.	83/38.0	79/34.0
Penalties/Yards Lost	99/759	104/807
Fumbles/Ball Lost	33/13	34/18
Touchdowns	45	36
Rushing	20	13
Passing	18	21
Returns	7	2
Avg. Time Of Possession	29:19	30:41

SCORE BY PERIODS

	1ST	2ND	3RD	4TH	OT	TOT
Browns	82	102	112	86	9	391
Opponents	54	98	62	96	0	310

SCORING

	RU	PA	ST	O/D	PAT	ZRU	ZPA	FG	SF	TA
Bahr, Matt	0	0	0	0	30/30	0	0	20/26	0	90
Mack, Kevin	10	0	0	0	0/0	0	0	0/0	0	60
Brennan, Brian	0	6	0	1	0/0	0	0	0/0	0	42

PASSING

	ATT	CMP	YDS	PCT	AV/AT	TD	TD%	INT	INT%	LG	TKLD	RATNG
Kosar, Bernie	531	310	3,854	58.4	7.26	17	3.2	10	1.9	72t	39/274	83.8
Pagel, Mike	3	2	53	66.7	17.67	0	0.0	0	0.0	45t	0/0	109.7
Fontenot, Herman	1	1	46	100.0	46.00	1	100.0	0	0.0	46t	0/0	158.3
Brennan, Brian	1	1	35	100.0	35.00	0	0.0	0	0.0	35	0/0	118.8
Gossett, Jeff	2	1	30	50.0	15.00	0	0.0	1	50.0	30	0/0	56.3
Browns	538	315	4,018	58.6	7.47	18	3.3	11	2.0	72t	39/274	84.6
Opponents	518	291	3,546	56.2	6.85	21	4.1	18	3.5	75t	35/259	76.5

Dickey, Curtis	6	0	0	0	0/0	0	0	0	0	0	0	36
Moseley, Mark	0	0	0	0	13/14	0	0	0	0	67	0	31
Slaughter, W.	0	4	0	1	0/0	0	0	0	0	0	0	30
Byner, Earnest	2	2	0	0	0/0	0	0	0	0	0	0	24
Newsome, Ozzie	0	3	0	0	0/0	0	0	0	0	0	0	18
Holt, Harry	1	1	0	0	0/0	0	0	0	0	0	0	12
McNeil, Gerald	0	2	0	0	0/0	0	0	0	0	0	0	12
Fontenot, H.	1	1	0	0	0/0	0	0	0	0	0	0	12
Langhorne, R.	0	1	0	0	0/0	0	0	0	0	0	0	6
Minnifield, F.	0	0	1	0	0/0	0	0	0	0	0	0	6
Gross, Al	0	0	0	1	0/0	0	0	0	0	0	0	6
Wright, Felix	0	0	1	0	0/0	0	0	0	0	0	0	6
Browns	20	18	4	3	43/44	0	0	0	0	26/33	0	391
Opponents	13	21	2	0	34/36	0	0	0	0	20/29	0	310

SACKS: C. Hairston 9.0, R. Camp 7.0, S. Clancy 6.5, D. Puzzuoli 6.0, C. Banks 4.5, R. Ellis 1.0, C. Matthews 1.0 **Browns:** 35.0, **Opponents:** 38.0

RUSHING

	NO	YDS	AVG	LG	TD
Mack, Kevin	174	665	3.8	20	10
Dickey, Curtis	135	523	3.9	47	6
Byner, Earnest	94	277	2.9	37	2
Fontenot, Herman	25	105	4.2	16	1
Kosar, Bernie	24	19	0.8	17	0
Everett, Major	12	43	3.6	8	0
Pagel, Mike	2	0	0.0	0	0
Holt, Harry	1	16	16.0	16t	1
McNeil, Gerald	1	12	12.0	12	0
Slaughter, Webster	1	1	1.0	1	0
Langhorne, Reggie	1	-11	-11.0	-11	0
Browns	470	1,650	3.5	47	20
Opponents	494	1,982	4.0	53	13

RECEIVING

	NO	YDS	AVG	LG	TD
Brennan, Brian	55	838	15.2	57t	6
Fontenot, Herman	47	559	11.9	72t	1
Slaughter, Webster	40	577	14.4	47t	4
Langhorne, Reggie	39	678	17.4	66	1
Newsome, Ozzie	37	417	10.7	31	3
Byner, Earnest	39	328	8.9	40	2
Mack, Kevin	28	292	10.4	44	0
Dickey, Curtis	10	78	7.8	12	0
Weathers, Clarence	9	100	11.1	16	0
Holt, Harry	4	61	15.3	34	1
Greer, Terry	3	51	17.0	22	0
Tucker, Travis	2	29	14.5	16	0
McNeil, Gerald	1	9	9.0	9	0
Kosar, Bernie	1	1	1.0	1	0
Browns	315	4,018	12.8	72t	18
Opponents	291	3,546	12.2	75t	21

INTERCEPTIONS

	NO	YDS	AVG	LG	TD
Dixon, Hanford	5	35	7.0	19	0
Wright, Felix	3	33	11.0	33	0
Minnifield, Frank	3	20	6.7	20	0
Rockins, Chris	2	41	20.5	24	0
Ellis, Ray	2	12	6.0	7	0
Matthews, Clay	2	12	6.0	8	0
Harper, Mark	1	31	31.0	31	0
Browns	18	184	10.2	33	0
Opponents	11	135	12.3	58t	1

PUNTING

	NO	YDS	AVG	IN20	TB	LG	BLK
Gossett, Jeff	83	3,423	41.2	21	10	61	0
Browns	83	3,423	41.2	21	10	61	0
Opponents	79	3,033	38.4	13	8	57	1

PUNT RETURNS

	NO	FC	YDS	AVG	LG	TD
McNeil, Gerald	40	10	348	8.7	84t	1
Slaughter, Webster	1	0	2	2.0	2	0
Browns	41	10	350	8.5	84t	1
Opponents	44	11	268	6.1	20	0

KICKOFF RETURNS

	NO	YDS	AVG	LG	TD
McNeil, Gerald	47	997	21.2	100t	1
Fontenot, Herman	7	99	14.1	19	0
Langhorne, Reggie	4	57	14.3	20	0
Nicolas, Scott	3	28	9.3	13	0
Puzzuoli, Dave	1	32	32.0	32	0
Browns	62	1,213	19.6	100t	1
Opponents	78	1,476	18.9	91t	1

FIELD GOALS

	1-19	20-29	30-39	40-49	50+	TOT
Bahr, Matt	4/4	7/9	7/8	1/2	1/3	20/26
Moseley, M.	1/1	2/2	3/3	0/1	0/0	6/7
Browns	5/5	9/11	10/11	1/3	1/3	26/33
Opponents	1/1	6/7	5/5	8/12	0/4	20/29

STAFF
PLAYERS
2017 SEASON
HISTORY
RECORDS
GAME DAY

1987 (10-5)

STAFF

COACH: Marty Schottenheimer
 DIVISION FINISH: 1st AFC Central
 1987 USUAL STARTING LINEUPS

OFFENSE			DEFENSE		
WR 88	Reggie Langhorne	DEFENSE	LDE 91	S. Clancy, 96 R. Camp	
LT 74	Paul Farren		NT 79	Bob Golic	
LG 70	Larry Williams		RDE 78	Carl Hairston	
C 61	Mike Baab		LOLB 50	Lucius Sanford	
RG 69	Dan Fike		LILB 51	Eddie Johnson	
RT 63	Cody Riesen		RILB 59	Mike Johnson	
TE 82	Ozzie Newsome		ROLB 57	Clay Matthews	
QB 19	Bernie Kosar		LCB 31	Frank Minnifield	
WR 84	Webster Slaughter		RCB 29	Hanford Dixon	
RB 44	Earnest Byner		SS 24	Ray Ellis	
FB 34	Kevin Mack		FS 22	F. Wright, 27 A. Gross	

RADIO ANNOUNCERS:
 Nev Chandler, Doug Dieken, Jim Mueller (WWWE 1100 AM, WDOI 102 FM)

PLAYERS

DATE	RESULT	OPPONENT	ATT
9/13	L, 21-28	at New Orleans Saints	59,900
9/20	W, 34-10	Pittsburgh Steelers	79,543
10/4	W, 20-10	at New England Patriots	14,830
10/11	L, 10-15	Houston Oilers	38,927
10/18	W, 34-0	at Cincinnati Bengals	40,179
10/26	W, 30-17	Los Angeles Rams	76,933
11/1	L, 24-27 (OT)	at San Diego Chargers	55,381
11/8	W, 38-3	Atlanta Falcons	71,135
11/15	W, 27-21	Buffalo Bills	78,409
11/22	W, 40-7	at Houston Oilers	51,161
11/29	L, 24-38	at San Francisco 49ers	60,248
12/6	L, 7-9	Indianapolis Colts	70,661
12/13	W, 38-24	Cincinnati Bengals	77,331
12/20	W, 24-17	at Los Angeles Raiders	40,275
12/26	W, 19-13	at Pittsburgh Steelers	56,394
1/9	W, 38-21	AFC Playoffs Indianapolis Colts	78,586
1/17	L, 33-38	AFC Championship at Denver Broncos	75,993

TEAM STATISTICS			BROWNS	OPPONENT
Total First Downs			310	251
Rushing			110	86
Passing			174	124
Penalty			29	31
3rd Down: Made/Att			86/204	72/204
3rd Down Pct.			42.2%	35.3%
4th Down: Made/Att			5/11	6/14
4th Down Pct.			45.5%	42.9%
Total Net Yards			5,200	4,269
Avg. Per Game			346.7	284.6
Total Plays			985	902
Avg. Per Play			5.3	4.7
Net Yards Rushing			1,745	1,433
Avg. Per Game			116.3	95.5
Total Rushes			474	401
Net Yards Passing			3,455	2,836
Avg. Per Game			230.3	189.1
Sacked/Yards Lost			29/170	34/257
Gross Yards			3,625	3,093
Attempts/Completions			482/291	467/246
Completion Pct.			60.4%	52.7%
Had Intercepted			12	23
Punts/Avg.			57/37.1	79/38.4
Net Punting Avg.			57/35.4	79/32.3
Penalties/Yards Lost			100/856	120/1,013
Fumbles/Ball Lost			33/17	25/13
Touchdowns			47	26
Rushing			16	7
Passing			27	15
Returns			4	4
Avg. Time Of Possession			31:43	28:17

SCORE BY PERIODS			1ST	2ND	3RD	4TH	OT	TOT
Browns	49	160	106	75	0	—	—	390
Opponents	41	56	54	85	3	—	—	239

SCORING			RU	PA	ST	DF	PT	ZRU	ZPA	FG	SAF	TP
Jaeger, Jeff	0	0	0	0	0	0	33/34	0	0	14/22	0	75
Byner, Earnest	8	2	0	0	0	0	0/0	0	0	0/0	0	60
Slaughter, W.	0	7	0	0	0	0	0/0	0	0	0/0	0	42
Brennan, Brian	0	6	0	0	0	0	0/0	0	0	0/0	0	36
Mack, Kevin	5	1	0	0	0	0	0/0	0	0	0/0	0	36
Bahr, Matt	0	0	0	0	0	0	9/10	0	0	4/5	0	21
Tennell, Derek	0	3	0	0	0	0	0/0	0	0	0/0	0	18
Mason, Larry	2	1	0	0	0	0	0/0	0	0	0/0	0	18
Kemp, Perry	0	2	0	0	0	0	0/0	0	0	0/0	0	12
McNeil, Gerald	0	2	0	0	0	0	0/0	0	0	0/0	0	12
Weathers, Cl.	0	2	0	0	0	0	0/0	0	0	0/0	0	12
Franco, Brian	0	0	0	0	0	0	2/2	0	0	3/4	0	11
Kosar, Bernie	1	0	0	0	0	0	0/0	0	0	0/0	0	6
Wright, Felix	0	0	0	0	0	0	0/0	0	0	0/0	0	6
Ellis, Ray	0	0	0	1	0	0	0/0	0	0	0/0	0	6

PASSING		ATT	CMP	YDS	PCT	AV/AT	TD	TD%	INT	INT%	LG	TKLD	RATING
Kosar, Bernie	389	241	241	3,033	62.0	7.80	22	5.7	9	2.3%	54t	22/129	95.4
Christensen, Jeff	58	24	24	297	41.4	5.12	1	1.7	3	5.2	34	5/37	42.1
Danielson, Gary	33	25	281	75.8	8.52	4	12.1	0	0.0	23	2/4	140.3	3.4
Fontenot, Herman	1	1	14	100.0	14.00	0	0.0	0	0.0	14	0/0	118.8	0
Jaeger, Jeff	1	0	0	0.0	0.00	0	0.0	0	0.0	0	0/0	39.6	0
Browns	482	291	3,625	60.4	7.52	27	5.6	12	2.5	54t	29/170	92.0	0
Opponents	467	246	3,093	52.7	6.62	15	3.2	23	4.9	83t	34/257	63.8	0

2017 SEASON

HISTORY

RECORDS

GAME DAY

Matthews, C. 0 0 0 1 0/0 0 0 0/0 0 6
 Langhorne, R. 0 1 0 0 0/0 0 0 0/0 0 6
 Grayson, David 0 0 0 1 0/0 0 0 0/0 0 6
 Kelley, Chris 0 0 0 0 1/1 0 0 0/0 0 1
 Browns 16 27 0 4 45/47 0 0 21/31 0 390
 Opponents 7 15 4 0 26/26 0 0 17/25 3 239

SACKS: C. Hairston 8.0, D. Puzoselli 5.5, A. Baker 3.5, T. Crawford 3.0, C. Matthews 2.5, S. Clancy 2.0, M. Johnson 2.0, M. Harper 1.0, E. Johnson 1.0, M. Rusinek 1.0
 Browns: 34.0, Opponents 28.0

RUSHING			NO	YDS	AVG	LG	TD
Mack, Kevin	201	735	3.7	22t	5		
Byner, Earnest	105	432	4.1	21	8		
Mason, Larry	56	207	3.7	22	2		
Everett, Major	34	95	2.8	16	0		
Manoa, Tim	23	116	5.0	35	0		
Fontenot, Herman	15	133	2.2	14	0		
Kosar, Bernie	15	22	1.5	7	1		
Christensen, Jeff	11	41	3.7	15	0		
Driver, Stacey	9	31	3.4	16	0		
McNeil, Gerald	1	17	17.0	17	0		
Verser, David	1	9	9.0	9	0		
Davis, Johnny	1	7.0	7.0	7	0		
Katolin, Mike	1	0	0.0	0	0		
Danielson, Gary	1	0	0.0	0	0		
Browns	474	1,745	3.7	35	16		
Opponents	401	1,433	3.6	27t	7		

RECEIVING			NO	YDS	AVG	LG	TD
Byner, Earnest	52	552	10.6	37	2		
Slaughter, Webster	47	806	17.1	54t	7		
Brennan, Brian	43	607	14.1	53t	6		
Newsome, Ozzie	34	375	11.0	25	0		
Mack, Kevin	32	223	7.0	17	1		
Langhorne, Reggie	20	288	14.4	25	1		
Kemp, Perry	12	224	18.7	34	2		
Weathers, Clarence	11	153	13.9	37t	2		
Tennell, Derek	9	102	11.3	24	3		
McNeil, Gerald	8	120	15.0	39t	2		
Everett, Major	8	41	5.1	10	0		
Mason, Larry	5	26	5.2	15	1		
Fontenot, Herman	4	40	10.0	25	0		
Wilson, Remi	2	22	11.0	13	0		
Patce, Steve	2	21	10.5	13	0		
Tinsley, Keith	1	17	17.0	17	0		
Manoa, Tim	1	8	8.0	8	0		
Browns	291	3,625	12.5	54t	27		
Opponents	246	3,093	12.6	83t	15		

INTERCEPTIONS			NO	YDS	AVG	LG	TD
Wright, Felix	4	152	38.0	68	1		
Minnifield, Frank	4	24	6.0	27	0		
Matthews, Clay	3	62	20.7	36	1		
Dixon, Hanford	3	5	1.7	6	0		
Rockins, Chris	2	25	12.5	15	0		
Harper, Mark	2	16	8.0	16	0		
Horn, Alvin	1	28	28.0	28	0		
Johnson, Eddie	1	11	11.0	11	0		
Johnson, Mike	1	3	3.0	3	0		
Wilson, Troy	1	0	0.0	0	0		
Robinson, DeJuan	1	0	0.0	0	0		
Hairston, Carl	0	40	0.0	40	0		
Browns	23	366	15.9	68	2		
Opponents	12	173	14.4	48t	2		

PUNTING			NO	YDS	AVG	IN20	TB	LG	BLK
Gossett, Jeff	19	779	41.0	3	4	55	0		
Winslow, George	18	616	34.2	5	2	45	0		
Walters, Dale	11	400	36.4	2	1	56	0		
Johnson, Lee	9	317	35.2	3	1	66	0		
Browns	57	2,112	37.1	13	8	66	0		
Opponents	79	3,035	38.4	13	8	57	0		

PUNT RETURNS			NO	FC	YDS	AVG	LG	TD
McNeil, Gerald	34	9	386	11.4	40	0		
Wilson, Troy	10	3	101	10.1	17	0		
Browns	44	12	487	11.1	40	0		
Opponents	16	10	93	5.8	21	0		

KICKOFF RETURNS			NO	YDS	AVG	LG	TD
Young, Glen	18	412	22.9	44	0		
McNeil, Gerald	11	205	18.6	33	0		
Fontenot, Herman	9	130	14.4	24	0		
Tinsley, Keith	2	26	13.0	13	0		
Manoa, Tim	2	14	7.0	13	0		
Beaufort, Clayton	1	22	22.0	22	0		
Driver, Stacey	1	16	16.0	16	0		
Langhorne, Reggie	1	8	8.0	8	0		
Grayson, David	1	6	6.0	6	0		
Byner, Earnest	1	2	2.0	2	0		
Mason, Larry	1	0	0.0	0	0		
Browns	48	1,841	17.5	44	0		
Opponents							

1988 (10-6)

COACH: Marty Schottenheimer
DIVISION FINISH: 2nd AFC Central
1988 USUAL STARTING LINEUPS

OFFENSE		DEFENSE	
WR 84	Webster Slaughter	LDE 91	Sam Clancy
85	Clarence Weathers	NT 79	Bob Golic
LT 74	Paul Farren	RDE 78	Carl Hairston
LG 70	Larry Williams	L OLB 56	David Grayson
C 73	Gregg Rakoczy	LILB 59	Mike Johnson
RG 69	Dan Fike	RILB 54	Mike Junkin
RT 63	Cody Risien	51	Eddie Johnson
TE 82	Ozzie Newsome	ROLB 57	Clay Matthews
WR 88	Reggie Langhorne	LCB 31	Frank Minnifield
QB 19	B. Kosar, 10 M. Page	RCB 29	Hanford Dixon
12	Don Strock	SS 48	Brian Washington
FB 34	K. Mack, 42 T. Manoa	FS 22	Felix Wright
RB 44	Earnest Byner		

RADIO ANNOUNCERS:
Nev Chandler, Doug Dieken, Jim Mueller (WWWE 1100 AM, WDKO 102 FM)

DATE	RESULT	OPPONENT	ATT
9/4	W, 6-3	at Kansas City Chiefs	55,654
9/11	L, 3-23	New York Jets	74,434
9/19	W, 23-17	Indianapolis Colts	75,748
9/25	L, 17-24	at Cincinnati Bengals	54,943
10/2	W, 23-9	at Pittsburgh Steelers	56,410
10/9	L, 10-16	Seattle Seahawks	78,605
10/16	W, 19-3	Philadelphia Eagles	78,787
10/23	W, 29-21	at Phoenix Cardinals	61,261
10/30	W, 23-16	Cincinnati Bengals	79,147
11/7	L, 17-24	at Houston Oilers	51,467
11/13	L, 7-30	at Denver Broncos	75,806
11/20	W, 27-7	Pittsburgh Steelers	77,131
11/27	W, 17-13	at Washington Redskins	51,604
12/4	W, 24-21	Dallas Cowboys	77,683
12/12	L, 31-38	at Miami Dolphins	61,884
12/18	W, 28-23	Houston Oilers	74,610
AFC WILD CARD			
12/24	L, 23-24	Houston Oilers	74,977

TEAM STATISTICS	BROWNS	OPPONENT
Total First Downs	294	301
Rushing	93	114
Passing	177	162
Penalty	24	25
3rd Down: Made/Att	92/213	67/197
3rd Down Pct.	43.2%	34.0%
4th Down: Made/Att	4/15	8/17
4th Down Pct.	26.7%	47.1%
Total Net Yards	5,011	4,767
Avg. Per Game	313.2	297.9
Total Plays	1,013	1,009
Avg. Per Play	4.9	4.7
Net Yards Rushing	1,575	1,920
Avg. Per Game	98.4	120.0
Total Rushes	440	498
Net Yards Passing	3,436	2,847
Avg. Per Game	214.8	177.9
Sacked/Yards Lost	36/250	37/255
Gross Yards	3,686	3,102
Attempts/Completions	537/313	474/245
Completion Pct.	58.3%	51.7%
Had Intercepted	17	20
Punts/Avg.	69/38.5	69/39.4
Net Punting Avg.	67/33.9	69/34.7
Penalties/Yards Lost	110/875	100/789
Fumbles/Ball Lost	32/16	23/11
Touchdowns	33	30
Rushing	10	13
Passing	19	13
Returns	4	4
Avg. Time Of Possession	30:49	29:11

SCORE BY PERIODS	1ST	2ND	3RD	4TH	OT	TOT
Browns	46	81	63	114	0	304
Opponents	46	137	44	61	0	288

SCORING	RU	PA	ST	DF	PAT	ZRU	ZPA	FG	SAF	TP
Bahr, Matt	0	0	0	0	32/33	0	0	24/29	0	104
Langhorne, R.	1	7	0	0	0/0	0	0	0/0	0	48
Byner, Earnest	3	2	0	0	0/0	0	0	0/0	0	30
Slaughter, W.	0	3	0	0	0/0	0	0	0/0	0	18
Mack, Kevin	3	0	0	0	0/0	0	0	0/0	0	18
Fontenot, H.	0	1	1	0	0/0	0	0	0/0	0	12

PASSING	ATT	CMP	YDS	PCT	AV/AT
Kosar, Bernie	259	156	1,890	60.2	7.30
Page, Mike	134	71	736	53.0	5.49
Strock, Don	91	55	736	60.4	8.09
Danielson, Gary	52	31	324	59.6	6.23
Fontenot, Herman	1	0	0	0.0	0.00
Browns	537	313	3,686	58.3	6.86
Opponents	474	245	3,102	51.7	6.54

Newsome, O.	0	2	0	0	0/0	0	0	0	0	12
Manoa, Tim	2	0	0	0	0/0	0	0	0	0	12
Bolden, Rickey	0	1	0	0	0/0	0	0	0	0	6
Kosar, Bernie	1	0	0	0	0/0	0	0	0	0	6
Minnifield, F.	0	0	1	0	0/0	0	0	0	0	6
Washington, B.	0	0	0	1	0/0	0	0	0	0	6
Tennell, Derek	0	1	0	0	0/0	0	0	0	0	6
Weathers, C.	0	1	0	0	0/0	0	0	0	0	6
Brennan, Brian	0	1	0	0	0/0	0	0	0	0	6
Perry, M. D.	0	0	0	1	0/0	0	0	0	0	6
Buchanan, C.	0	0	0	0	0/0	0	0	0	0	1
Browns	10	19	2	2	32/33	0	0	24/29	1	304
Opponents	13	13	4	0	30/30	0	0	26/34	0	288

SACKS: C. Matthews 6.0, M. Perry 6.0, C. Buchanan 5.0, D. Grayson 5.0, S. Clancy 4.5, C. Hairston 3.0, E. Johnson 3.0, M. Jones 1.0, M. Harper 1.0, B. Washington 0.5 Browns: 35.0, Opponents: 36.0

RUSHING	NO	YDS	AVG	LG	TD
Byner, Earnest	157	576	3.7	27	3
Mack, Kevin	123	485	3.9	65	3
Manoa, Tim	99	389	3.9	34	2
Fontenot, Herman	28	87	3.1	17	0
Kosar, Bernie	12	-1	-0.1	13	1
Strock, Don	6	-2	-0.3	5	0
Danielson, Gary	4	3	0.8	5	0
Page, Mike	4	1	0.3	5	0
Baker, Tony	3	19	6.3	13	0
Langhorne, Reggie	2	26	13.0	20	1
Runager, Max	1	0	0.0	0	0
Bahr, Matt	1	-8	-8.0	-8	0
Browns	440	1,575	3.6	65	10
Opponents	498	1,920	3.9	41	13

RECEIVING	NO	YDS	AVG	LG	TD
Byner, Earnest	59	576	9.8	39	2
Langhorne, Reggie	57	780	13.7	77	7
Brennan, Brian	46	579	12.6	33	1
Newsome, Ozzie	35	343	9.8	28	2
Slaughter, Webster	30	462	15.4	41	3
Weathers, Clarence	29	436	15.0	49	1
Fontenot, Herman	19	170	8.9	15	1
Mack, Kevin	11	87	7.9	25	0
Manoa, Tim	10	54	5.4	9	0
Tennell, Derek	9	88	9.8	26	1
McNeil, Gerald	5	74	14.8	23	0
Young, Glen	2	34	17.0	25	0
Bolden, Rickey	1	3	3.0	3	1
Browns	313	3,686	11.8	77	19
Opponents	245	3,102	12.7	54	13

INTERCEPTIONS	NO	YDS	AVG	LG	TD
Wright, Felix	5	126	25.2	53	0
Minnifield, Frank	4	16	4.0	13	0
Washington, Brian	3	104	34.7	75	1
Johnson, Mike	2	36	18.0	31	0
Dixon, Hanford	2	24	12.0	24	0
Harper, Mark	2	13	6.5	8	0
Johnson, Eddie	2	0	0.0	0	0
Browns	20	319	15.9	75	1
Opponents	17	190	11.2	36	2

PUNTING	NO	YDS	AVG	IN20	TB	LG	BLK
Runager, Max	48	1,935	40.3	13	2	52	0
Johnson, Lee	17	643	37.8	6	1	61	0
Team, Stat	2	0	0.0	0	0	0	2
Browns	67	2,578	38.5	19	3	61	2
Opponents	69	2,722	39.4	17	8	62	2

PUNT RETURNS	NO	FC	YDS	AVG	LG	TD
McNeil, Gerald	38	6	315	8.3	32	0
Weathers, C.	2	0	10	5.0	9	0
Browns	40	6	325	8.1	32	0
Opponents	32	11	304	9.5	73	1

KICKOFF RETURNS	NO	YDS	AVG	LG	TD
Young, Glen	29	635	21.9	34	0
Fontenot, Herman	21	435	20.7	84	0
McNeil, Gerald	2	38	19.0	22	0
Briggs, Stephen	1	27	27.0	27	0
Perry, Michael Dean	1	13	13.0	13	0
Tennell, Derek	1	11	11.0	11	0
Browns	55	1,159	21.1	84	0
Opponents	58	973	16.8	29	0

FIELD GOALS	1-19	20-29	30-39	40-49	50+	TOT
Bahr, Matt	1/1	10/12	8/10	5/6	0/0	24/29
Browns	1/1	10/12	8/10	5/6	0/0	24/29
Opponents	2/2	7/7	12/15	5/7	0/3	26/34

	TD	TD%	INT	INT%	LG	TKLD	RATING
Browns	10	3.9	7	2.7	77	25/172	84.3
Opponents	13	2.7	20	4.2	74	36/250	77.9

STAFF PLAYERS 2017 SEASON RECORDS GAME DAY HISTORY

1989 (9-6-1)

STAFF

COACH: Bud Carson
DIVISION FINISH: 1st AFC Central
1989 USUAL STARTING LINEUPS

OFFENSE		DEFENSE	
WR 84 Webster Slaughter	LDE 60 Al Baker	LDT 78 Carl Hairston	
LT 74 Paul Farren	RDT 92 Michael Dean Perry	RDE 97 Robert Banks	
LG 68 Ted Banker	LOBL 57 Clay Matthews	MLB 59 Mike Johnson	
C 73 Gregg Rakoczy	ROLB 56 D. Grayson, 50 V. Waiters	LCB 31 Frank Minnifield	
RG 69 D. Fike, 66 T. Jones	RCB 29 Hanford Dixon	SS 22 Felix Wright	
RT 63 Cody Risen	FS 30 Thane Gash		
TE 82 Ozzie Newsome			
WR 88 Reggie Langhorne			
QB 19 Bernie Kosar			
FB 42 Tim Manoa			
RB 21 Eric Metcalf			

RADIO ANNOUNCERS:
 New Chandler, Doug Dieken, Jim Mueller (WWWE 1100 AM, WDOI 102 FM)

DATE	RESULT	OPPONENT	ATT
9/10	W, 51-0	at Pittsburgh Steelers	57,928
9/17	W, 38-24	New York Jets	73,516
9/25	L, 14-21	at Cincinnati Bengals	55,996
10/1	W, 16-13	Denver Broncos	78,637
10/8	W, 10-13 (OT)	at Miami Dolphins	58,444
10/15	L, 7-17	Pittsburgh Steelers	78,840
10/23	W, 27-7	Chicago Bears	78,722
10/29	W, 28-17	Houston Oilers	78,765
11/5	W, 42-31	at Tampa Bay Buccaneers	69,162
11/12	W, 17-7	at Seattle Seahawks	58,978
11/19	T, 10-10 (OT)	Kansas City Chiefs	77,922
11/23	L, 10-13	at Detroit Lions	65,624
12/3	L, 0-21	Cincinnati Bengals	76,236
12/10	L, 17-23 (OT)	at Indianapolis Colts	58,550
12/17	W, 23-17 (OT)	Minnesota Vikings	70,777
12/23	W, 24-20	at Houston Oilers	58,852

DATE	RESULT	OPPONENT	ATT
1/6	W, 34-30	Buffalo Bills	77,706
1/14	L, 21-37	at Denver Broncos	76,046

TEAM STATISTICS	BROWNS	OPPONENT
Total First Downs	285	276
Rushing	101	93
Passing	161	161
Penalty	23	22
3rd Down: Made/Att	82/213	82/230
3rd Down Pct.	38.5%	35.7%
4th Down: Made/Att	1/9	10/16
4th Down Pct.	11.1%	62.5%
Total Net Yards	5,042	4,831
Avg. Per Game	315.1	301.9
Total Plays	1,011	1,031
Avg. Per Play	5.0	4.7
Net Yards Rushing	1,609	1,670
Avg. Per Game	100.6	104.4
Total Rushes	448	446
Net Yards Passing	3,433	3,161
Avg. Per Game	214.6	197.6
Sacked/Yards Lost	34/192	45/359
Gross Yards	3,625	3,520
Attempts/Completions	529/309	540/269
Completion Pct.	58.4%	49.8%
Had Intercepted	15	27
Punts/Avg.	97/39.4	94/40.4
Net Punting Avg.	97/35.0	94/35.1
Penalties/Yards Lost	128/973	122/985
Fumbles/Ball Lost	23/15	32/11
Touchdowns	41	30
Rushing	14	8
Passing	20	20
Returns	2	2
Avg. Time Of Possession	30:26	29:34

SCORE BY PERIODS	1ST	2ND	3RD	4TH	OT	TOT
Browns	48	112	104	64	6	334
Opponents	34	67	82	62	9	254

SCORING	RU	PA	ST	DF	PAT	ZRU	ZPA	FG	SAF	TP
Bahr, Matt	0	0	0	0	40/40	0	0	16/24	0	88
Metcalf, Eric	6	4	0	0	0/0	0	0	0/0	0	60
Slaughter, W.	0	6	0	0	0/0	0	0	0/0	0	36
Manoa, Tim	3	2	0	0	0/0	0	0	0/0	0	30
Tillman, L.	0	2	1	0	0/0	0	0	0/0	0	18
Langhorne, R.	0	2	0	0	0/0	0	0	0/0	0	12
Grayson, David	0	0	0	2	0/0	0	0	0/0	0	12
Gash, Thane	0	0	0	2	0/0	0	0	0/0	0	12

PASSING	ATT	CMP	YDS	PCT	AVI/AT	TD	TD%	INT	INT%	LG	TKLD	RATING
Kosar, Bernie	513	303	3,533	59.1	6.89	18	3.5	14	2.7	97t	34/192	80.3
Pagel, Mike	14	5	60	35.7	4.29	1	7.1	1	7.1	18	0/0	43.8
Metcalf, Eric	2	1	32	50.0	16.00	1	50.0	0	0.0	32t	0/0	135.4
Browns	529	309	3,625	58.4	6.85	20	3.8	15	2.8	97t	34/192	80.1
Opponents	540	269	3,520	49.8	6.52	20	3.7	27	5.0	68	45/359	62.3

* Lead NFL

PLAYERS

2017 SEASON

HISTORY

RECORDS

GAME DAY

Kosar, Bernie	1	0	0	0	0/0	0	0	0	0/0	0	6
Wright, Felix	0	0	0	1	0/0	0	0	0	0/0	0	6
Jones, Keith	1	0	0	0	0/0	0	0	0	0/0	0	6
Oliphant, Mike	1	0	0	0	0/0	0	0	0	0/0	0	6
Mack, Kevin	1	0	0	0	0/0	0	0	0	0/0	0	6
Waiters, Van	0	1	0	0	0/0	0	0	0	0/0	0	6
Matthews, C.	0	0	0	1	0/0	0	0	0	0/0	0	6
Tennell, Derek	0	1	0	0	0/0	0	0	0	0/0	0	6
Newsome, O.	0	1	0	0	0/0	0	0	0	0/0	0	6
Middleton, Ron	0	1	0	0	0/0	0	0	0	0/0	0	6
Redden, Barry	1	0	0	0	0/0	0	0	0	0/0	0	6
Browns	14	20	1	6	40/40	0	0	0	16/24	0	334
Opponents	8	20	2	0	29/29	0	0	0	15/28	0	254

SACKS: A. Baker 7.5, M. Perry 7.0, C. Hairston 6.5, R. Banks 4.0, A. Blylock 4.0, C. Matthews 4.0, A. Stewart 3.0, T. Gash 2.0, T. Gibson 2.0, D. Grayson 1.0, M. Harper 1.0, M. Johnson 1.0, C. Charlton 1.0, C. Pike 1.0 **Browns: 45.0, Opponents: 34.0**

RUSHING	NO	YDS	AVG	LG	TD
Metcalf, Eric	187	633	3.4	43t	6
Manoa, Tim	87	289	3.3	22	3
Jones, Keith	43	160	3.7	15	1
Redden, Barry	40	180	4.5	38t	1
Mack, Kevin	37	130	3.5	12	1
Kosar, Bernie	30	70	2.3	23	1
Oliphant, Mike	15	97	6.5	21t	1
Langhorne, Reggie	5	19	3.8	18	0
McNeil, Gerald	2	32	16.0	18	0
Pagel, Mike	2	-1	-0.5	4	0
Browns	448	1,609	3.6	43t	14
Opponents	446	1,670	3.7	39t	8

RECEIVING	NO	YDS	AVG	LG	TD
Slaughter, Webster	65	1,236	19.0	97t	6
Langhorne, Reggie	60	749	12.5	62t	2
Metcalf, Eric	54	397	7.4	68t	4
Newsome, Ozzie	29	324	11.2	31	1
Brennan, Brian	28	289	10.3	38	0
Manoa, Tim	27	241	8.9	32	2
Jones, Keith	15	226	8.4	36	0
McNeil, Gerald	10	114	11.4	32	0
Tillman, Lawryer	6	70	11.7	19	2
Redden, Barry	6	34	5.7	8	0
Oliphant, Mike	3	22	7.3	9	0
Mack, Kevin	2	7	3.5	4	0
Waiters, Van	1	14	14.0	14t	1
Middleton, Ron	1	5	5.0	5t	1
Tennell, Derek	1	4	4.0	4t	1
Kosar, Bernie	1	-7	-7.0	0	0
Browns	309	3,625	11.7	97t	20
Opponents	269	3,520	13.1	68	20

INTERCEPTIONS	NO	YDS	AVG	LG	TD
Wright, Felix	9*	91	10.1	27t	1
Gash, Thane	3	65	21.7	36t	2
Johnson, Mike	3	43	14.3	23	0
Minnifield, Frank	3	29	9.7	25	0
Harper, Mark	3	8	2.7	8	0
Grayson, David	2	25	12.5	14t	1
Matthews, Clay	1	25	25.0	25	0
Kramer, Kyle	1	12	12.0	12	0
Dixon, Hanford	1	2	2.0	2	0
Lyons, Robert	1	0	0.0	0	0
Browns	27	300	11.1	36t	4
Opponents	15	306	20.4	77	1

PUNTING	NO	YDS	AVG	IN20	TB	LG	BLK
Wagner, Bryan	97	3,817	39.4	32	6	60	0
Browns	97	3,817	39.4	32	6	60	0
Opponents	94	3,797	40.4	20	8	57	1

PUNT RETURNS	NO	FC	YDS	AVG	LG	TD
McNeil, Gerald	49	15	496	10.1	49	0
Browns	49	15	496	10.1	49	0
Opponents	49	13	418	8.5	27	0

KICKOFF RETURNS	NO	YDS	AVG	LG	TD
Metcalf, Eric	31	718	23.2	49	0
Oliphant, Mike	5	69	13.8	28	0
McNeil, Gerald	4	61	15.3	21	0
Jones, Keith	4	42	10.5	25	0
Briggs, Stephen	2	2	1.0	18	0
Redden, Barry	2	2	1.0	2	0
Joines, Vernon	1	12	12.0	12	0
Johnson, Eddie	1	8	8.0	8	0
Browns	50	932	18.6	49	0
Opponents	58	1,175	20.3	73	0

FIELD GOALS	1-19	20-29	30-39	40-49	50+	TOT
Bahr, Matt	0/0	5/5	6/8	4/9	1/2	16/24
Browns	0/0	5/5	6/8	4/9	1/2	16/24
Opponents	0/0	3/3	7/9	4/14	1/2	15/28

1990 (3-13)

COACH: Bud Carson (first 9 games)/Jim Shofner (final 7 games)

DIVISION FINISH: 4th AFC Central

1990 USUAL STARTING LINEUPS

OFFENSE		DEFENSE	
WR 84	Webster Slaughter	LDE 60	A. Baker, 90 R. Burnett
LT 74	Paul Farren	LDT 75	C. Pike, 71 T. Gibson
LG 65	Ralph Tamren	RDT 92	Michael Dean Perry
C 61	Mike Baab	RDE 97	R. Banks, 98 A. Pleasant
RG 73	Gregg Rakoczny	LOLB 57	Clay Matthews
RT 66	Tony Jones	MLB 59	Mike Johnson
TE 82	Ozzie Newsome	ROLB 50	Van Waiters
WR 88	Reggie Langhorne	56	David Grayson
86	Brian Brennan	LCB 24	Anthony Blaylock
QB 19	B. Kosar, 10 M. Pagel	31	Frank Minnifield
FB 34	K. Mack, 33 L. Hoard	RCB 26	Raymond Clayborn
RB 21	Eric Metcalf	SS 22	Felix Wright
		FS 30	Thane Gash
RADIO ANNOUNCERS:			
New Chandler, Doug Dieken, Jim Mueller (WHK 1420 AM, WVMs 100.7 FM)			

DATE	RESULT	OPPONENT	ATT
9/9	W, 13-3	Pittsburgh Steelers	78,298
9/16	L, 21-24	at New York Jets	67,354
9/23	L, 14-24	San Diego Chargers	77,429
9/30	L, 0-34	at Kansas City Chiefs	75,462
10/8	W, 30-29	at Denver Broncos	74,814
10/14	L, 20-25	at New Orleans Saints	68,608
10/22	L, 13-34	Cincinnati Bengals	78,567
10/28	L, 17-20	at San Francisco 49ers	63,672
11/4	L, 0-42	Buffalo Bills	78,331
11/18	L, 23-35	Houston Oilers	76,726
11/25	L, 13-30	Miami Dolphins	70,225
12/2	L, 23-38	Los Angeles Rams	61,981
12/9	L, 14-58	at Houston Oilers	54,469
12/16	W, 13-10	Atlanta Falcons	46,536
12/23	L, 0-35	at Pittsburgh Steelers	51,665
12/30	L, 14-21	at Cincinnati Bengals	60,041

TEAM STATISTICS	BROWNS	OPPONENT
Total First Downs	259	314
Rushing	74	117
Passing	167	169
Penalty	18	28
3rd Down: Made/Att	81/207	104/211
3rd Down Pct.	39.1%	49.3%
4th Down: Made/Att	7/19	2/3
4th Down Pct.	36.8%	66.7%
Total Net Yards	4,367	5,190
Avg. Per Game	272.9	324.4
Total Plays	960	987
Avg. Per Play	4.5	5.3
Net Yards Rushing	1,220	2,105
Avg. Per Game	76.3	131.6
Total Rushes	345	511
Net Yards Passing	3,147	3,085
Avg. Per Game	196.7	192.8
Sacked/Yards Lost	42/260	32/211
Gross Yards	3,407	3,296
Attempts/Completions	573/301	444/253
Completion Pct.	52.5%	57.0%
Had Intercepted	23	13
Punts/Avg.	78/36.9	68/38.1
Net Punting Avg.	78/31.5	68/35.0
Penalties/Yards Lost	122/922	95/684
Fumbles/Ball Lost	37/23	24/9
Touchdowns	27	59
Rushing	10	21
Passing	13	32
Returns	4	6
Avg. Time Of Possession	27:11	32:49

SCORE BY PERIODS	1ST	2ND	3RD	4TH	OT	TOT
Browns	32	57	71	68	0	— 228
Opponents	107	182	61	112	0	— 462

SCORING	RU	PA	ST	DF	PAT	ZRU	ZPA	FG	SAF	TP	
Kauric, Jerry	0	0	0	0	0	0	0	0	14/20	0	66
Mack, Kevin	5	2	0	0	0/0	0	0	0/0	0	0	42
Slaughter, W.	0	4	0	0	0/0	0	0	0/0	0	0	24
Metcalf, Eric	1	1	2	0	0/0	0	0	0/0	0	0	24
Hoard, Leroy	3	0	0	0	0/0	0	0	0/0	0	0	18

PASSING	ATT	CMP	YDS	PCT	AVIAT
Kosar, Bernie	423	230	2,562	54.4	6.06
Pagel, Mike	148	69	819	46.6	5.53
Francis, Jeff	2	2	26	100.0	13.00
Browns	573	301	3,407	52.5	5.95
Opponents	444	253	3,296	57.0	7.42

Langhorne, R.	0	2	0	0	0/0	0	0	0/0	0	12
Brennan, Brian	0	2	0	0	0/0	0	0	0/0	0	12
Newsome, Ozzie	0	2	0	0	0/0	0	0	0/0	0	12
Johnson, Mike	0	0	0	1	0/0	0	0	0/0	0	6
Gainer, Derrick	1	0	0	0	0/0	0	0	0/0	0	6
Blaylock, A.	0	0	0	1	0/0	0	0	0/0	0	6
Browns	10	13	2	2	24/27	0	0	14/20	0	228
Opponents	21	32	0	6	56/59	0	0	16/27	2	462

SACKS: M.Perry 11.5, A.Pleasant 3.5, C.Matthews 3.5, A.Baker 3.0, S.Braggs 2.5, M.Johnson 2.0, R.Burnett 2.0, T.Gibson 1.0, D.Grayson 1.0, A.Blavlock 1.0, B.Buczkowski 0.5, V.Walters 0.5 **Browns: 32.0, Opponents: 42.0**

RUSHING	NO	YDS	AVG	LG	TD
Mack, Kevin	158	702	4.4	26	5
Metcalf, Eric	80	248	3.1	17	1
Hoard, Leroy	58	149	2.6	42	3
Gainer, Derrick	30	81	2.7	9	1
Kosar, Bernie	10	13	1.3	5	0
Slaughter, Webster	5	-29	-5.8	17	0
Pagel, Mike	3	1	-0.3	0	0
Redden, Barry	1	-1	-1.0	-1	0
Browns	345	1,220	3.5	42	10
Opponents	511	2,105	4.1	39	21

RECEIVING	NO	YDS	AVG	LG	TD
Slaughter, Webster	59	847	14.4	50	4
Metcalf, Eric	57	452	7.9	35	1
Langhorne, Reggie	45	585	13.0	39	2
Brennan, Brian	45	568	12.6	28	6
Mack, Kevin	42	360	8.6	30	2
Newsome, Ozzie	23	240	10.4	38	2
Hoard, Leroy	10	73	7.3	17	0
Gainer, Derrick	7	85	12.1	20	0
Joines, Vernon	6	86	14.3	24	0
Galbraith, Scott	4	62	15.5	28	0
Talley, John	2	28	14.0	19	0
Kauric, Jerry	1	21	21.0	21	0
Browns	301	3,407	11.3	50	13
Opponents	253	3,296	13.0	59	32

INTERCEPTIONS	NO	YDS	AVG	LG	TD
Wright, Felix	3	56	18.7	36	0
Blaylock, Anthony	2	45	22.5	45	0
Braggs, Stephen	2	13	6.5	11	0
Minnifield, Frank	2	0	0.0	0	0
Johnson, Mike	1	64	64.0	64	1
Gash, Thane	1	16	16.0	16	0
Waiters, Van	1	15	15.0	15	0
Grayson, David	1	3	3.0	3	0
Browns	13	212	16.3	64	1
Opponents	23	422	18.3	67	3

PUNTING	NO	YDS	AVG	IN20	TB	LG	BLK
Wagner, Bryan	74	2,879	38.9	13	2	65	4
Team, Stat	4	0	0.0	0	0	0	0
Browns	78	2,879	36.9	13	2	65	4
Opponents	68	2,589	38.1	15	4	70	1

PUNT RETURNS	NO	FC	YDS	AVG	LG	TD
Adams, Stefan	13	4	81	6.2	25	0
Brennan, Brian	9	4	72	8.0	15	0
Lewis, Leo	8	7	56	7.0	18	0
Waiters, Van	1	0	0	0.0	0	0
Browns	31	15	209	6.7	25	0
Opponents	41	13	425	10.4	37	0

KICKOFF RETURNS	NO	YDS	AVG	LG	TD
Metcalf, Eric	52	1,052	20.2	101	2
Fullwood, Brent	6	119	19.8	27	0
Adams, Stefan	3	33	11.0	15	0
Galbraith, Scott	3	16	5.3	10	0
Hoard, Leroy	2	18	9.0	10	0
Johnson, Eddie	2	17	8.5	11	0
Barnett, Harlon	1	15	15.0	15	0
Talley, John	1	6	6.0	6	0
Gainer, Derrick	1	0	0.0	0	0
Browns	71	1,276	18.0	101	2
Opponents	45	805	17.9	39	0

FIELD GOALS	1-19	20-29	30-39	40-49	50+	TOT
Kauric, Jerry	0/0	5/5	5/8	4/7	0/0	14/20
Browns	0/0	5/5	5/8	4/7	0/0	14/20
Opponents	1/1	4/4	4/6	6/14	1/2	16/27

	TD	TD%	INT	INT%	LG	TKLD	RATNG
Kosar, Bernie	10	2.4	15	3.5	50	37/220	65.7
Pagel, Mike	3	2.0	8	5.4	32	5/40	48.2
Francis, Jeff	0	0.0	0	0.0	17	0/0	118.8
Browns	13	2.3	23	4.0	50	42/260	61.5
Opponents	32	7.2	13	2.9	59	32/211	92.3

1991 (6-10)

COACH: Bill Belichick

DIVISION FINISH: 3rd AFC Central

1991 USUAL STARTING LINEUPS

OFFENSE		DEFENSE	
WR 84	Webster Slaughter	LDE 90	Rob Burnett
LT 66	Tony Jones	75	Pio Sagapolutele
LG 70	John Rienstra	LDT 96	James Jones
C 61	Mike Baab	RDE 92	Michael Dean Perry
RG 68	Ed King	RDT 98	Anthony Pleasant
RT 69	Dan Fike	L.O.L.B. 50	Van Waiters
TE 81	Scott Galbraith	58	Dan Brandon
WR 88	Reggie Langhorne	MLB 59	M. Johnson, 52 R. Brown
1	Michael Jackson	ROLB 57	Clay Matthews
QB 19	Bernie Kosar	LCB 31	Frank Minnifield
FB 34	Kevin Mack	RCB 39	R. Hilliard, 36 S. Braggs
RB 33	Leroy Hoard	SS 37	H. Barnett, 29 E. Turner
21	Eric Metcalf	FS 22	Vince Newsome

RADIO ANNOUNCERS:

New Chandler, Doug Dieken, Jim Mueller (WHK 1420 AM, WWMS 100.7 FM)

DATE	RESULT	OPPONENT	ATT
9/1	L, 14-26	Dallas Cowboys	78,860
9/8	W, 20-0	at New England Patriots	35,377
9/15	W, 14-13	Cincinnati Bengals	78,269
9/22	L, 10-13	at New York Giants	75,891
10/6	L, 14-17	New York Jets	71,042
10/13	L, 17-42	at Washington Redskins	54,715
10/20	W, 30-24 (OT)	at San Diego Chargers	48,440
10/27	W, 17-14	Pittsburgh Steelers	78,285
11/3	L, 21-23	at Cincinnati Bengals	55,077
11/10	L, 30-32	Philadelphia Eagles	72,086
11/17	L, 24-28	at Houston Oilers	58,155
11/24	W, 20-15	Kansas City Chiefs	63,991
12/1	W, 31-0	at Indianapolis Colts	57,539
12/8	L, 7-17	Denver Broncos	73,539
12/15	L, 14-17	Houston Oilers	55,580
12/22	L, 10-17	at Pittsburgh Steelers	47,070

TEAM STATISTICS		BROWNS	OPPONENT
Total First Downs		265	298
Rushing		82	100
Passing		163	179
Penalty		20	19
3rd Down: Made/Att		74/199	97/215
3rd Down Pct.		37.2%	45.1%
4th Down: Made/Att		9/20	9/17
4th Down Pct.		45.0%	52.9%
Total Net Yards		4,664	5,084
Avg. Per Game		291.5	317.8
Total Plays		934	1,004
Avg. Per Play		5.0	5.1
Net Yards Rushing		1,360	1,875
Avg. Per Game		85.0	117.2
Total Rushes		389	447
Net Yards Passing		3,304	3,209
Avg. Per Game		206.5	200.6
Sacked/Yards Lost		42/243	35/236
Gross Yards		3,547	3,445
Attempts/Completions		503/312	522/312
Completion Pct.		62.0%	59.8%
Had Intercepted		10	15
Punts/Avg.		80/42.5	61/41.3
Net Punting Avg.		80/37.6	61/37.2
Penalties/Yards Lost		108/872	103/770
Fumbles/Ball Lost		18/8	33/18
Touchdowns		35	33
Rushing		12	12
Passing		19	20
Returns		4	1
Avg. Time Of Possession		29:00	31:00

SCORE BY PERIODS	1ST	2ND	3RD	4TH	OT	TOT
Browns	57	105	77	48	6	— 293
Opponents	25	113	51	109	0	— 298

SCORING	RU	PA	ST	DF	PAT	2RU	2PA	FG	SAF	TP
Stover, Matt	0	0	0	0	33/34	0	0	16/22	0	81
Hoard, Leroy	2	9	0	0	0/0	0	0	0/0	0	66
Mack, Kevin	8	2	0	0	0/0	0	0	0/0	0	60
Slaughter, W.	0	3	0	0	0/0	0	0	0/0	0	18
Langhorne, R.	0	2	0	0	0/0	0	0	0/0	0	12

PASSING	ATT	CMP	YDS	PCT	AVI/AT	TD	TD%	INT	INT%	LG	TKLD	RATING
Kosar, Bernie	494	307	3,487	62.1	7.06	18	3.6	9	1.8	71t	41/232	87.8
Philcox, Todd	8	4	49	50.0	6.13	0	0.0	1	12.5	28	0/0	29.7
Hansen, Brian	1	1	11	100.0	11.00	1	100.0	0	0.0	11t	0/0	152.1
Metcalf, Eric	0	0	0	0.0	0.00	0	0.0	0	0.0	0	1/11	39.6
Browns	503	312	3,547	62.0	7.05	19	3.8	10	2.0	71t	42/243	87.5
Opponents	522	312	3,445	59.8	6.60	20	3.8	15	2.9	70t	35/236	80.2

Morris, Joe	2	0	0	0	0/0	0	0	0	0/0	0	12
Jackson, M.	0	2	0	0	0/0	0	0	0	0/0	0	12
Jones, James	0	0	0	1	0/0	0	0	0	0/0	1	8
Brennan, Brian	0	1	0	0	0/0	0	0	0	0/0	0	6
Brandon, David	0	0	0	1	0/0	0	0	0	0/0	0	6
Turner, Eric	0	0	0	1	0/0	0	0	0	0/0	0	6
Newsome, V.	0	0	0	1	0/0	0	0	0	0/0	0	6
Browns	12	19	0	4	33/34	0	0	0	16/22	1	293
Opponents	12	20	0	1	32/33	0	0	0	22/30	1	298

SACKS: M.Perry 8.5, C.Matthews 6.5, D.Brandon 3.0, R.Burnett 3.0, A.Pleasant 2.5, R.Hilliard 2.0, P.Sagapolutele 1.5, V.Waiters 1.5, J.Thornton 1.0, J.Jones 1.0, F.Conover 1.0, H.Barnett 1.0, S.Braggs 1.0, R.Brown 0.5, A.Florence 0.5, E.Logan 0.5
Browns: 35.0, Opponents: 42.0

RUSHING	NO	YDS	AVG	LG	TD
Mack, Kevin	197	726	3.7	51t	8
Morris, Joe	93	289	3.1	15	2
Hoard, Leroy	37	154	4.2	52	2
Metcalf, Eric	30	107	3.6	15	0
Kosar, Bernie	26	74	2.8	14	0
Rouson, Lee	3	14	4.7	9	0
Hansen, Brian	2	-3	-1.5	0	0
Philcox, Todd	1	-1	-1.0	-1	0
Browns	389	1,360	3.5	52	12
Opponents	447	1,875	4.2	65t	12

RECEIVING	NO	YDS	AVG	LG	TD
Slaughter, Webster	64	906	14.2	62t	3
Hoard, Leroy	48	567	11.8	71t	9
Mack, Kevin	40	255	6.4	22	2
Langhorne, Reggie	39	505	12.9	40t	2
Brennan, Brian	31	325	10.5	30	2
Metcalf, Eric	29	294	10.1	45	0
Galbraith, Scott	27	328	12.1	42	0
Jackson, Michael	17	268	15.8	65t	2
Morris, Joe	13	76	5.8	13	0
Rouson, Lee	2	9	4.5	6	0
Talley, John	1	13	13.0	13	0
Kosar, Bernie	1	1	1.0	1	0
Browns	312	3,547	11.4	71t	19
Opponents	312	3,445	11.0	70t	20

INTERCEPTIONS	NO	YDS	AVG	LG	TD
Braggs, Stephen	3	15	5.0	15	0
Brandon, David	2	70	35.0	40	1
Turner, Eric	2	42	21.0	42t	1
Matthews, Clay	1	35	35.0	35	0
Newsome, Vince	1	31	31.0	31	0
Jones, James	1	20	20.0	20t	1
Brown, Richard	1	19	19.0	19	0
Hilliard, Randy	1	19	19.0	19	0
Figaro, Cedric	1	9	9.0	9	0
Johnson, Mike	1	0	0.0	0	0
Jackson, Alfred	1	0	0.0	0	0
Browns	15	260	17.3	42t	3
Opponents	10	95	9.5	57t	1

PUNTING	NO	YDS	AVG	IN20	TB	LG	BLK
Hansen, Brian	80	3,397	42.5	20	6	65	0
Browns	80	3,397	42.5	20	6	65	0
Opponents	61	2,520	41.3	16	6	61	0

PUNT RETURNS	NO	FC	YDS	AVG	LG	TD
Slaughter, Webster	17	3	112	6.6	17	0
Metcalf, Eric	12	1	100	8.3	30	0
Minnifield, Frank	0	0	28	0.0	28	0
Brennan, Brian	2	6	11	5.5	11	0
Stat, Team	0	0	0	0.0	31	0
Browns	31	10	251	8.1	31	0
Opponents	40	15	388	9.7	48	0

KICKOFF RETURNS	NO	YDS	AVG	LG	TD
Metcalf, Eric	23	351	15.3	24	0
Morris, Joe	18	310	17.2	36	0
Peebles, Danny	8	149	18.6	32	0
James, Lynn	3	49	16.3	21	0
Galbraith, Scott	2	13	6.5	8	0
Rouson, Lee	1	16	16.0	16	0
Browns	55	888	16.1	36	0
Opponents	50	1,022	20.4	47	0

FIELD GOALS	1-19	20-29	30-39	40-49	50+	TOT
Stover, Matt	1/2	2/3	8/9	3/6	2/2	16/22
Browns	1/2	2/3	8/9	3/6	2/2	16/22
Opponents	1/1	10/12	8/8	2/4	1/5	22/30

1992 (7-9)

COACH: Bill Belichick
DIVISION FINISH: 3rd AFC Central
1992 USUAL STARTING LINEUPS

OFFENSE		DEFENSE	
WR 1	Michael Jackson	LDE 90	Rob Burnett
LT 66	Tony Jones	LDT 96	James Jones
LG 72	B. Dahl, 70 J. Rienstra	RDT 92	Michael Dean Perry
C 63	Jay Hilgenberg	RDE 98	Anthony Pleasant
RG 68	Ed King	LOLB 58	David Brandon
RT 69	Dan Fike	MLB 59	Mike Johnson
TE 83	Mark Bavaro	ROLB 57	Clay Matthews
WR 85	Lawyer Tillman	LCB 31	Frank Minnifield
QB 19	B. Kosar, 18 M. Tomczak	RCB 24	Terry Taylor
FB 44	T. Vardell, 34 K. Mack	SS 29	Eric Turner
RB 33	L. Hoard, 21 E. Metcalf	FS 22	Vince Newsome

RADIO ANNOUNCERS:
New Chandler, Doug Dieken, Jim Mueller (WHK 1420 AM, WWM5 100.7 FM)

DATE	RESULT	OPPONENT	ATT
9/6	L, 3-14	at Indianapolis Colts	50,766
9/14	L, 23-27	Miami Dolphins	74,765
9/20	W, 28-16	at Los Angeles Raiders	48,102
9/27	L, 0-12	Denver Broncos	78,064
10/11	W, 17-9	Pittsburgh Steelers	78,080
10/18	W, 17-6	Green Bay Packers	69,268
10/25	W, 19-17	at New England Patriots	32,219
11/1	L, 10-30	at Cincinnati Bengals	54,765
11/8	W, 24-14	at Houston Oilers	57,348
11/15	L, 13-14	San Diego Chargers	58,396
11/22	L, 13-17	at Minnesota Vikings	53,323
11/29	W, 27-14	Chicago Bears	73,578
12/6	W, 37-21	Cincinnati Bengals	68,368
12/13	L, 14-24	at Detroit Lions	65,970
12/20	L, 14-17	Houston Oilers	59,898
12/27	L, 13-23	at Pittsburgh Steelers	53,776

TEAM STATISTICS	BROWNS	OPPONENT
Total First Downs	242	281
Rushing	85	86
Passing	141	170
Penalty	16	25
3rd Down: Made/Att	67/196	76/205
3rd Down Pct.	34.2%	37.1%
4th Down: Made/Att	9/17	7/14
4th Down Pct.	52.9%	50.0%
Total Net Yards	4,492	4,757
Avg. Per Game	280.8	297.3
Total Plays	883	963
Avg. Per Play	5.1	4.9
Net Yards Rushing	1,607	1,605
Avg. Per Game	100.4	100.3
Total Rushes	451	429
Net Yards Passing	2,885	3,152
Avg. Per Game	180.3	197.0
Sacked/Yards Lost	34/217	48/315
Gross Yards	3,102	3,467
Attempts/Completions	398/238	486/291
Completion Pct.	59.8%	59.9%
Had Intercepted	16	13
Punts/Avg.	75/41.1	74/44.5
Net Punting Avg.	75/38.0	74/38.7
Penalties/Yards Lost	104/765	93/764
Fumbles/Ball Lost	19/12	33/20
Touchdowns	30	29
Rushing	7	5
Passing	18	23
Returns	5	1
Avg. Time Of Possession	30:13	29:47

SCORE BY PERIODS	1ST	2ND	3RD	4TH	OT	TOT
Browns	63	31	76	102	0	— 272
Opponents	55	47	80	93	0	— 275

SCORING	RU	PA	ST	DF	PAT	2RU	ZPA	FG	SAF	TP	
Stover, Matt	0	0	0	0	29/30	0	0	0	21/29	0	92
Metcalf, Eric	1	5	1	0	0/0	0	0	0	0/0	0	42
Jackson, M.	0	7	0	0	0/0	0	0	0	0/0	0	42
Mack, Kevin	6	0	0	0	0/0	0	0	0	0/0	0	36
Bavaro, Mark	0	2	0	0	0/0	0	0	0	0/0	0	12

PASSING	ATT	CMP	YDS	PCT	AVI/AT	TD	TD%	INT	INT%	LG	TKLD	RATING
Tomczak, Mike	211	120	1,693	56.9	8.02	7	3.3	7	3.3	52	12/85	80.1
Kosar, Bernie	155	103	1,160	66.5	7.48	8	5.2	7	4.5	69†	21/126	87.0
Philcox, Todd	27	13	217	48.1	8.04	3	11.1	1	3.7	69†	1/6	97.3
Goebel, Brad	3	2	32	66.7	10.67	0	0.0	0	0.0	22	0/0	102.1
Metcalf, Eric	1	0	0	0.0	0.00	0	0.0	0	0.0	0	0/0	39.6
Stover, Matt	1	0	0	0.0	0.00	0	0.0	1	100.0	0	0/0	0.0
Browns	398	238	3,102	59.8	7.79	18	4.5	16	4.0	69†	34/217	82.7
Opponents	486	291	3,467	59.9	7.13	23	4.7	13	2.7	68†	48/315	86.3

Brandon, David	0	0	0	2	0/0	0	0	0	0/0	0	12
Jones, James	0	1	0	0	0/0	0	0	0	0/0	0	6
Galbraith, S.	0	1	0	0	0/0	0	0	0	0/0	0	6
Johnson, Mike	0	0	0	1	0/0	0	0	0	0/0	0	6
Hoard, Leroy	0	1	0	0	0/0	0	0	0	0/0	0	6
Moore, Steven	0	0	0	1	0/0	0	0	0	0/0	0	6
Wolfey, Ron	0	1	0	0	0/0	0	0	0	0/0	0	6
Browns	7	18	1	4	29/30	0	0	0	21/29	0	272
Opponents	5	23	0	1	29/29	0	0	0	24/29	0	275

SACKS: R. Burnett 9.0, C. Matthews 9.0, M. Perry 8.5, J. Jones 4.0, A. Pleasant 4.0, B. Johnson 2.0, M. Johnson 2.0, S. Moore 2.0, V. Newsome 2.0, D. Brandon 1.0, R. Brown 1.0, R. Hilliard 1.0, E. Logan 1.0, E. Turner 1.0, E. Walls 0.5
Browns: 48.0, Opponents: 34.0

RUSHING	NO	YDS	AVG	LG	TD
Mack, Kevin	169	543	3.2	37	6
Vardell, Tommy	99	369	3.7	35	0
Metcalf, Eric	73	301	4.1	31	1
Hoard, Leroy	54	236	4.4	37	0
Tomczak, Mike	24	39	1.6	16	0
Brooks, James	13	38	2.9	13	0
Baldwin, Randy	10	31	3.1	11	0
Kosar, Bernie	5	12	2.4	8	0
Tillman, Lawyer	2	15	7.5	15	0
Jackson, Michael	1	21	21.0	21	0
Wolfey, Ron	1	2	2.0	2	0
Browns	451	1,607	3.6	37	7
Opponents	429	1,605	3.7	48	5

RECEIVING	NO	YDS	AVG	LG	TD
Jackson, Michael	47	755	16.1	69†	7
Metcalf, Eric	47	614	13.1	69†	5
Hoard, Leroy	26	310	11.9	46†	1
Tillman, Lawyer	25	498	19.9	52	0
Bavaro, Mark	25	315	12.6	39	2
Holoahan, Pete	20	170	8.5	24	0
Vardell, Tommy	13	128	9.8	23	0
Mack, Kevin	13	81	6.2	23	0
Smith, Rico	5	64	12.8	21	0
Galbraith, Scott	4	63	15.8	28	1
Collins, Shawn	3	31	10.3	11	0
Baldwin, Randy	2	30	15.0	20	0
Holland, Jamie	2	27	13.5	16	0
Wolfey, Ron	2	8	4.0	6	1
Brooks, James	2	-1	-0.5	4	0
McCardell, Keenan	1	8	8.0	8	0
Jones, James	1	1	1.0	1†	1
Browns	238	3,102	13.0	69†	18
Opponents	291	3,467	11.9	68†	23

INTERCEPTIONS	NO	YDS	AVG	LG	TD
Newsome, Vince	3	55	18.3	29	0
Brandon, David	2	123	61.5	92†	1
Walls, Everson	2	26	13.0	24	0
Minnifield, Frank	2	6	3.0	5	0
Matthews, Clay	1	6	6.0	6	0
Turner, Eric	1	6	6.0	6	0
Johnson, Mike	1	0	0.0	0	0
Taylor, Terry	1	0	0.0	0	0
Browns	13	222	17.1	92†	1
Opponents	16	213	13.3	69	1

PUNTING	NO	YDS	AVG	IN20	TB	LG	BLK
Hansen, Brian	74	3,083	41.7	28	7	73	1
Team, Stat	1	0	0.0	0	0	0	0
Browns	75	3,083	41.1	28	7	73	1
Opponents	74	3,293	44.5	19	4	66	0

PUNT RETURNS	NO	FC	YDS	AVG	LG	TD
Metcalf, Eric	44	10	429	9.8	75†	1
Browns	44	10	429	9.8	75†	1
Opponents	27	23	234	8.7	50	0

KICKOFF RETURNS	NO	YDS	AVG	LG	TD
Baldwin, Randy	30	675	22.5	47	0
Metcalf, Eric	9	157	17.4	30	0
Hoard, Leroy	2	34	17.0	25	0
Vardell, Tommy	2	14	7.0	13	0
Browns	43	880	20.5	47	0
Opponents	51	907	17.8	30	0

FIELD GOALS	1-19	20-29	30-39	40-49	50+	TOT
Stover, Matt	1/1	11/11	6/8	2/6	1/3	21/29
Browns	1/1	11/11	6/8	2/6	1/3	21/29
Opponents	0/0	10/11	7/8	7/8	0/2	24/29

STAFF
PLAYERS
2017 SEASON
HISTORY
RECORDS
GAME DAY

1993 (7-9)

COACH: Bill Belichick
DIVISION FINISH: 3rd AFC Central
1993 USUAL STARTING LINEUPS

OFFENSE		DEFENSE	
WR 81	Michael Jackson	LDE 90	Rob Burnett
LT 66	Tony Jones	LDT 96	J. Jones, 93 J. Ball
LG 64	Houston Hoover	RDT 92	Michael Dean Perry
C 61	Steve Everett	RDE 98	Anthony Pleasant
RG 72	Bob Dahl	LOLB 53	Pepper Johnson
RT 62	Gene Williams	MLB 59	Mike Johnson
TE 88	Brian Kinchen	ROLB 57	Clay Matthews
WR 83	Mark Carrier	LCB 24	Terry Taylor
QB 12	Vinny Testaverde	RCB 48	Najee Mustafaa
19	Bernie Kosar	SS 27	Stevon Moore
FB 44	Tommy Vardell	FS 29	Eric Turner
RB 21	E. Metcalif, 33 L. Hoard		

RADIO ANNOUNCERS:
 New Chandler, Doug Dieken, Jim Mueller (WHK 1420 AM, WWSM 100.7 FM)

DATE	RESULT	OPPONENT	ATT
9/5	W, 27-14	Cincinnati Bengals	75,508
9/13	W, 23-13	San Francisco 49ers	78,218
9/19	W, 19-16	at Los Angeles Raiders	48,617
9/26	L, 10-23	at Indianapolis Colts	59,654
10/10	L, 14-24	Miami Dolphins	78,138
10/17	W, 28-17	at Cincinnati Bengals	55,647
10/24	W, 28-23	Pittsburgh Steelers	78,118
11/7	L, 14-29	Denver Broncos	77,818
11/14	L, 5-22	at Seattle Seahawks	54,622
11/21	L, 20-27	Houston Oilers	71,668
11/28	L, 14-17	at Atlanta Falcons	54,510
12/5	W, 17-13	New Orleans Saints	60,388
12/12	L, 17-19	at Houston Oilers	58,720
12/19	L, 17-20	New England Patriots	48,618
12/26	W, 42-14	at Los Angeles Rams	34,155
1/2	L, 9-16	at Pittsburgh Steelers	49,208

TEAM STATISTICS	BROWNS	OPPONENT
Total First Downs	264	290
Rushing	91	94
Passing	152	170
Penalty	21	26
3rd Down: Made/Att	66/201	88/231
3rd Down Pct.	32.8%	38.1%
4th Down: Made/Att	11/14	6/13
4th Down Pct.	78.6%	46.2%
Total Net Yards	4,740	4,778
Avg. Per Game	296.3	298.6
Total Plays	948	1,040
Avg. Per Play	5.0	4.6
Net Yards Rushing	1,701	1,654
Avg. Per Game	106.3	103.4
Total Rushes	425	451
Net Yards Passing	3,039	3,124
Avg. Per Game	189.9	195.3
Sacked/Yards Lost	45/289	48/342
Gross Yards	3,328	3,466
Attempts/Completions	478/262	541/306
Completion Pct.	54.8%	56.6%
Had Intercepted	19	13
Punts/Avg.	84/43.2	85/42.4
Net Punting Avg.	84/38.0	85/35.8
Penalties/Yards Lost	121/842	105/821
Fumbles/Ball Lost	27/17	28/9
Touchdowns	36	30
Rushing	8	9
Passing	23	19
Returns	5	2
Avg. Time Of Possession	29:32	30:28

SCORE BY PERIODS	1ST	2ND	3RD	4TH	OT	TOT
Browns	56	99	58	91	0	304
Opponents	64	110	52	81	0	307

SCORING	RU	PA	ST	DF	PAT	ZRU	ZPA	FG	SAF	TP
Stover, Matt	0	0	0	0	36/36	0	0	16/22	0	84
Jackson, M.	0	8	0	0	0/0	0	0	0/0	0	48
Metcalif, Eric	1	2	2	0	0/0	0	0	0/0	0	30
Carrier, Mark	1	3	1	0	0/0	0	0	0/0	0	30
Vardell, Tommy	3	1	0	0	0/0	0	0	0/0	0	24
McCardell, K.	0	4	0	0	0/0	0	0	0/0	0	24

PASSING	ATT	CMP	YDS	PCT	AVIAT	TD	TD%	INT	INT%	LG	TKLD	RATING
Testaverde, Vinny	230	130	1,797	56.5	7.81	14	6.1	9	3.9	62t	17/10t	85.7
Kosar, Bernie	138	79	807	57.2	5.85	5	3.6	3	2.2	38t	21/128	77.2
Philcox, Todd	108	52	699	48.1	6.47	4	3.7	7	6.5	56	7/60	54.5
Jackson, Michael	1	1	25	100.0	25.00	0	0.0	0	0.0	25	0/0	118.8
Hoard, Leroy	1	0	0	0.0	0.00	0	0.0	0	0.0	0	0/0	39.6
Browns	478	262	3,328	54.8	6.96	23	4.8	19	4.0	62t	45/289	76.2
Opponents	541	306	3,466	56.6	6.41	19	3.5	13	2.4	56t	48/342	77.6

Kinchen, Brian	0	2	0	0	0/0	0	0	0/0	0	12
Philcox, Todd	1	0	0	0	0/0	0	0	0/0	0	6
Baldwin, R.	0	1	0	0	0/0	0	0	0/0	0	6
Woffley, Ron	0	1	0	0	0/0	0	0	0/0	0	6
Moore, Stevon	0	0	0	1	0/0	0	0	0/0	0	6
Mack, Kevin	1	0	0	0	0/0	0	0	0/0	0	6
Mustafaa, N.	0	0	0	1	0/0	0	0	0/0	0	6
Tillman, L.	0	1	0	0	0/0	0	0	0/0	0	6
Jones, James	1	0	0	0	0/0	0	0	0/0	0	6
Pleasant, A.	0	0	0	0	0/0	0	0	0/0	1	2
Riddick, Louis	0	0	0	0	0/0	0	0	0/0	1	2
Browns	8	23	3	2	36/36	0	0	16/22	2	304
Opponents	9	19	0	2	30/30	0	0	31/38	2	307

SACKS: A. Pleasant 11.0, R. Burnett 9.0, M. Perry 6.0, J. Jones 5.5, C. Matthews 5.5, M. Johnson 4.0, J. Ball 3.0, D. Footman 1.0, B. Johnson 1.0, P. Johnson 1.0, E. Walls 1.0
Browns: 48.0, Opponents: 45.0

RUSHING	NO	YDS	AVG	LG	TD
Vardell, Tommy	171	644	3.8	54	3
Metcalif, Eric	129	611	4.7	55	1
Hoard, Leroy	56	227	4.1	30	0
Testaverde, Vinny	18	74	4.1	14	0
Baldwin, Randy	18	61	3.4	11	0
Kosar, Bernie	14	19	1.4	10	0
Mack, Kevin	10	33	3.3	7	1
Carrier, Mark	4	26	6.5	15t	1
Philcox, Todd	2	3	1.5	3t	1
Jones, James	2	2	1.0	1t	1
Jackson, Michael	1	1	1.0	1	0
Browns	425	1,701	4.0	55	8
Opponents	451	1,654	3.7	49	9

RECEIVING	NO	YDS	AVG	LG	TD
Metcalif, Eric	63	539	8.6	49t	2
Carrier, Mark	43	746	17.3	55	3
Jackson, Michael	41	756	18.4	62t	8
Hoard, Leroy	35	351	10.0	41	0
Kinchen, Brian	29	347	12.0	40	2
Vardell, Tommy	19	151	7.9	28t	1
McCardell, Keenan	13	234	18.0	43	4
Tillman, Lawyer	5	68	13.6	18	1
Woffley, Ron	5	25	5.0	9	1
Smith, Rico	4	55	13.8	17	0
Rowe, Patrick	3	37	12.3	16	0
Williams, Clarence	1	14	14.0	14	0
Baldwin, Randy	1	5	5.0	5t	1
Browns	262	3,328	12.7	62t	23
Opponents	306	3,466	11.3	56	19

INTERCEPTIONS	NO	YDS	AVG	LG	TD
Turner, Eric	5	25	5.0	19	0
Jones, Selwyn	3	0	0.0	0	0
Mustafaa, Najee	1	97	97.0	97t	1
Hilliard, Randy	1	54	54.0	54	0
Speer, Del	1	22	22.0	22	0
Matthews, Clay	1	10	10.0	10	0
Johnson, Mike	1	0	0.0	0	0
Browns	13	208	16.0	97t	1
Opponents	19	246	12.9	69	0

PUNTING	NO	YDS	AVG	IN20	TB	LG	BLK
Hansen, Brian	82	3,632	44.3	15	10	72	2
Team, Stat	2	0	0.0	0	0	0	0
Browns	84	3,632	43.2	15	10	72	2
Opponents	85	3,603	42.4	24	7	61	0

PUNT RETURNS	NO	FC	YDS	AVG	LG	TD
Metcalif, Eric	36	11	464	12.9	91t	2
Carrier, Mark	6	1	92	15.3	56t	1
Turner, Eric	0	0	7	0.0	7	0
Browns	42	12	563	13.4	91t	3
Opponents	49	14	438	8.9	36	0

KICKOFF RETURNS	NO	YDS	AVG	LG	TD
Baldwin, Randy	24	444	18.5	31	0
Metcalif, Eric	15	318	21.2	47	0
Hoard, Leroy	13	286	22.0	39	0
Vardell, Tommy	4	58	14.5	16	0
Smith, Rico	1	13	13.0	13	0
Kinchen, Brian	1	0	0.0	0	0
Browns	58	1,119	19.3	47	0
Opponents	46	814	17.7	49	0

FIELD GOALS	1-19	20-29	30-39	40-49	50+	TOT
Stover, Matt	0/0	4/4	5/6	6/8	1/4	16/22
Browns	0/0	4/4	5/6	6/8	1/4	16/22
Opponents	1/1	13/14	6/10	8/9	3/4	31/38

1994 (11-5)

COACH: Bill Belichick
DIVISION FINISH: 2nd AFC Central
1994 USUAL STARTING LINEUPS

OFFENSE				DEFENSE			
WR	81	Michael Jackson	LDE	90	Rob Burnett		
	83	Mark Carrier	LDT	94	Bill Johnson		
LT	66	Tony Jones	RDT	92	Michael Dean Perry		
LG	69	Doug Dawson	RDE	98	Anthony Pleasant		
C	63	Wally Williams	LOLB	58	Carl Banks		
C	61	Steve Everett	MLB	52	Pepper Johnson		
RG	72	Bob Dahl	ROLB	50	Frank Stams		
RT	77	Orlando Brown	LCB	38	Antonio Langham		
	62	Gene Williams	RCB	28	Don Griffin		
TE	88	Brian Kinchen	SS	27	Stevon Moore		
	89	Walter Reeves	FS	29	Eric Turner		
WR	85	Derrick Alexander					
QB	12	Vinny Testaverde					
	11	Mark Rypien					
FB	33	L. Hoard, 44 T. Vardell					
RB	21	Eric Metcalf					

RADIO ANNOUNCERS:
 Casey Coleman, Doug Dieken, Jim Mueller (WKNR 1220 AM, WDKO 102.1 FM)

DATE	RESULT	OPPONENT	ATT
9/4	W, 28-20	at Cincinnati Bengals	52,778
9/11	L, 10-17	Pittsburgh Steelers	77,774
9/18	W, 32-0	Arizona Cardinals	62,818
9/25	W, 21-14	at Indianapolis Colts	55,821
10/2	W, 27-7	New York Jets	76,188
10/13	W, 11-8	at Houston Oilers	50,364
10/23	W, 37-13	Cincinnati Bengals	77,588
10/30	L, 14-26	at Denver Broncos	73,190
11/6	W, 13-6	New England Patriots	73,878
11/13	W, 26-7	at Philadelphia Eagles	65,233
11/20	L, 13-20	at Kansas City Chiefs	69,121
11/27	W, 34-10	Houston Oilers	65,088
12/4	L, 13-16	New York Giants	72,068
12/10	W, 19-14	at Dallas Cowboys	64,826
12/18	L, 7-17	at Pittsburgh Steelers	60,808
12/24	W, 35-9	Seattle Seahawks	54,180
WILD CARD PLAYOFF			
1/1	W, 20-13	New England Patriots	77,452
DIVISIONAL PLAYOFF			
1/7	L, 9-29	at Pittsburgh Steelers	58,185

TEAM STATISTICS	BROWNS	OPPONENT
Total First Downs	273	304
Rushing	80	98
Passing	161	173
Penalty	32	33
3rd Down: Made/Att	69/204	83/242
3rd Down Pct.	33.8%	34.3%
4th Down: Made/Att	4/12	7/18
4th Down Pct.	33.3%	38.9%
Total Net Yards	4,832	4,826
Avg. Per Game	302.0	301.6
Total Plays	970	1,050
Avg. Per Play	5.0	4.4
Net Yards Rushing	1,657	1,669
Avg. Per Game	103.6	104.3
Total Rushes	449	465
Net Yards Passing	3,175	3,157
Avg. Per Game	198.4	197.3
Sacked/Yards Lost	14/94	38/268
Gross Yards	3,269	3,425
Attempts/Completions	507/266	587/325
Completion Pct.	52.5%	55.4%
Had Intercepted	21	18
Punts/Avg.	80/40.1	97/40.0
Net Punting Avg.	80/37.4	97/35.2
Penalties/Yards Lost	113/969	129/1,139
Fumbles/Ball Lost	26/14	26/13
Touchdowns	37	22
Rushing	12	9
Passing	20	13
Returns	5	0
Avg. Time Of Possession	28:43	31:17

SCORE BY PERIODS	1ST	2ND	3RD	4TH	OT	TOT
Browns	65	121	55	99	0	340
Opponents	52	58	28	66	0	204

SCORING	RU	PA	ST	DF	PAT	2RU	2PA	FG	SAF	TP
Stover, Matt	0	0	0	0	32/32	0	0	26/28	0	110

PASSING	ATT	COMP	YDS	PCT	AVI/AT	TD	TD%	INT	INT%	LG	TKLD	RATING
Testaverde, Vinny	376	207	2,575	55.1	6.85	16	4.3	18	4.8	81t	12/83	70.7
Rypien, Mark	128	59	694	46.1	5.42	4	3.1	3	2.3	43	2/11	63.7
Jackson, Michael	2	0	0	0.0	0.00	0	0.0	0	0.0	0	0/0	39.6
Metcalf, Eric	1	0	0	0.0	0.00	0	0.0	0	0.0	0	0/0	39.6
Browns	507	266	3,269	52.5	6.45	20	3.9	21	4.1	81t	14/94	68.6
Opponents	587	325	3,425	55.4	5.83	13	2.2	18	3.1	44	38/268	67.1

Hoard, Leroy	5	4	0	0/0	0	0	0/0	0	0	0	0/0	54
Metcalf, Eric	2	3	2	0	0/0	0	0	0	0	0	0/0	42
Carrier, Mark	1	5	0	0	0/0	0	0	0	0	0	0/0	36
Alexander, Derrick	0	2	0	0	0/0	0	0	1	0	0/0	0	14
Testaverde, Vinny	2	0	0	0	0/0	0	0	0	0	0	0/0	12
Byner, Earnest	2	0	0	0	0/0	0	0	0	0	0	0/0	12
Jackson, Michael	0	2	0	0	0/0	0	0	0	0	0	0/0	12
Tupa, Tom	0	0	0	0	0/0	3	0	0	0	0/0	0	6
Baldwin, Randy	0	0	1	0	0/0	0	0	0	0	0	0/0	6
Turner, Eric	0	0	0	1	0/0	0	0	0	0	0	0/0	6
Hartley, Frank	0	1	0	0	0/0	0	0	0	0	0	0/0	6
Kinchen, Brian	0	1	0	0	0/0	0	0	0	0	0	0/0	6
Reeves, Walter	0	1	0	0	0/0	0	0	0	0	0	0/0	6
Hill, Travis	0	1	0	0	0/0	0	0	0	0	0	0/0	6
Vardell, Tommy	0	1	0	0	0/0	0	0	0	0	0	0/0	6
Browns	12	20	4	1	32/32	3	1	26/28	0	340		
Opponents	9	13	0	0	19/19	0	1	17/26	0	204		

SACKS: R. Burnett 10.0, A. Pleasant 4.5, D. Griffin 4.0, M. Perry 4.0, J. Jones 3.0, D. Footman 2.5, P. Johnson 2.5, F. Stams 2.0, C. Banks 1.5, G. Dixon 1.0, B. Johnson 1.0, B. Thompson 1.0, E. Turner 1.0 **Browns: 38.0, Opponents: 14.0**

RUSHING	NO	YDS	AVG	LG	TD
Hoard, Leroy	209	890	4.3	39	5
Metcalf, Eric	93	329	3.5	37t	2
Byner, Earnest	75	219	2.9	15	2
Baldwin, Randy	23	78	3.4	16	0
Testaverde, Vinny	21	37	1.8	12	2
Vardell, Tommy	15	48	3.2	9	0
Rypien, Mark	7	4	0.6	2	0
Alexander, Derrick	4	38	9.5	25	0
Carrier, Mark	1	14	14.0	14t	1
Jones, James	1	0	0	0	0
Browns	449	1,657	3.7	39	12
Opponents	465	1,669	3.6	41	9

RECEIVING	NO	YDS	AVG	LG	TD
Alexander, Derrick	48	828	17.3	81t	2
Metcalf, Eric	47	436	9.3	57t	3
Hoard, Leroy	45	445	9.9	65t	4
Carrier, Mark	29	452	15.6	43	5
Kinchen, Brian	24	232	9.7	38	1
Jackson, Michael	21	304	14.5	30	2
Vardell, Tommy	16	137	8.6	19	1
Byner, Earnest	11	102	9.3	30	0
McCardell, Keenan	10	162	16.2	34	0
Reeves, Walter	6	61	10.2	22	0
Baldwin, Randy	3	15	5.0	15	0
Hartley, Frank	3	13	4.3	8	1
Smith, Rico	2	61	30.5	50	0
Jones, James	1	1	1.0	1	0
Browns	266	3,269	12.3	81t	20
Opponents	325	3,425	10.5	44	13

INTERCEPTIONS	NO	YDS	AVG	LG	TD
Turner, Eric	9 ^a	199	22.1	93t	1
Jacobs, Tim	2	9	4.5	8	0
Langham, Antonio	2	2	1.0	2	0
Griffin, Don	2	2	1.0	2	0
Stams, Frank	1	7	7.0	7	0
Booth, Issac	1	4	4.0	4	0
Caldwell, Mike	1	0	0.0	0	0
Browns	18	223	12.4	93t	1
Opponents	21	225	10.7	49	0

PUNTING	NO	YDS	AVG	IN20	TB	LG	BLK
Tupa, Tom	80	3,211	40.1	27	8	34	0
Browns	80	3,211	40.1	27	8	65	0
Opponents	97	3,880	40.0	24	11	59	1

PUNT RETURNS	NO	FC	YDS	AVG	LG	TD
Metcalf, Eric	35	6	348	9.9	92t	2
Carrier, Mark	9	1	112	12.4	60	0
Caldwell, Mike	1	0	2	2.0	2	0
Turner, Eric	1	0	0	0.0	0	0
Browns	46	7	462	10.0	92t	2
Opponents	38	15	220	5.8	31	0

KICKOFF RETURNS	NO	YDS	AVG	LG	TD
Baldwin, Randy	28	753	26.9	85t	1
Metcalf, Eric	9	210	23.3	32	0
Kinchen, Brian	3	38	12.7	15	0
Hoard, Leroy	2	30	15.0	20	0
Browns	42	1,031	24.5	85t	1
Opponents	71	1,372	19.3	54	0

FIELD GOALS	1-19	20-29	30-39	40-49	50+	TOT
Stover, Matt	1/1	7/7	10/11	8/8	0/1	26/28
Browns	1/1	7/7	10/11	8/8	0/1	26/28
Opponents	0/0	6/7	7/9	4/8	0/2	17/26

^a Tied NFL Lead

STAFF

PLAYERS

2017 SEASON

HISTORY

RECORDS

GAME DAY

1995 (5-11)

COACH: Bill Belichick
DIVISION FINISH: 4th AFC Central

1995 USUAL STARTING LINEUPS

OFFENSE		DEFENSE	
WR 81	Michael Jackson	LDE 90	Rob Burnett
LT 66	Tony Jones	LDT 73	Tim Goad
LG 63	Wally Williams	RDT 78	Dan Footman
C 61	Steve Everett	RDE 98	Anthony Pleasant
RG 72	Bob Dahl	LOLB 58	Carl Banks
RT 77	Orlando Brown	MLB 52	Pepper Johnson
TE 88	Brian Kinchen	ROLB 51	Gerald Dixon
TE 48	Frank Hartley	LCB 38	Antonio Langham
WR 80	Andre Rison	RCB 28	Don Griffin
QB 12	Vinny Testaverde	SS 27	Stevon Moore
RB 33	Leroy Hoard	FS 29	E. Turner, 43 V. Adams

RADIO ANNOUNCERS:
 Casey Coleman, Doug Dieken, Jim Mueller (WKNR 1220 AM,
 WDOK 102.1 FM)

DATE	RESULT	OPPONENT	ATT
9/3	L, 14-17	at New England Patriots	60,126
9/10	W, 22-6	Tampa Bay Buccaneers	61,083
9/17	W, 14-7	at Houston Oilers	36,077
9/24	W, 35-17	Kansas City Chiefs	74,280
10/2	L, 19-22	Buffalo Bills	76,211
10/8	L, 20-38	at Detroit Lions	74,171
10/22	L, 15-23	Jacksonville Jaguars	64,405
10/29	W, 29-26 (OT)	at Cincinnati Bengals	58,639
11/5	L, 10-37	Houston Oilers	57,881
11/13	L, 3-20	at Pittsburgh Steelers	58,675
11/19	L, 20-31	Green Bay Packers	55,388
11/26	L, 17-20	Pittsburgh Steelers	67,269
12/3	L, 13-31	at San Diego Chargers	56,356
12/9	L, 11-27	at Minnesota Vikings	47,984
12/17	W, 26-10	Cincinnati Bengals	55,875
12/24	L, 21-24	at Jacksonville Jaguars	66,007

TEAM STATISTICS	BROWNS	OPPONENT
Total First Downs	293	342
Rushing	83	112
Passing	189	200
Penalty	21	30
3rd Down: Made/Att	85/211	112/226
3rd Down Pct.	40.3%	49.6%
4th Down: Made/Att	10/21	7/14
4th Down Pct.	47.6%	50.0%
Total Net Yards	5,076	5,648
Avg. Per Game	317.3	353.0
Total Plays	985	1,082
Avg. Per Play	5.2	5.2
Net Yards Rushing	1,482	1,826
Avg. Per Game	92.6	114.1
Total Rushes	398	480
Net Yards Passing	3,594	3,822
Avg. Per Game	224.6	238.9
Sacked/Yards Lost	32/178	29/191
Gross Yards	3,772	4,013
Attempts/Completions	555/324	573/360
Completion Pct.	58.4%	62.8%
Had Intercepted	20	17
Punts/Avg.	65/43.6	59/41.7
Net Punting Avg.	65/39.0	59/37.4
Penalties/Yards Lost	107/966	108/736
Fumbles/Ball Lost	29/9	20/11
Touchdowns	29	40
Rushing	5	15
Passing	21	23
Returns	3	2
Avg. Time Of Possession	28:24	31:36

SCORE BY PERIODS	1ST	2ND	3RD	4TH	OT	TOT
Browns	37	97	59	93	3	— 289
Opponents	89	91	43	133	0	— 356

SCORING	RU	PA	ST	DF	PAT	2RU	2PA	FG	SF	TP	
Stover, Matt	0	0	0	0	26/26	0	0	0	29/33	0	113
Jackson, M.	0	9	0	0	0/0	0	0	0	0/0	0	54
McCardell, K.	0	4	0	0	0/0	0	0	0	0/0	0	24
Byner, Earnest	2	2	0	0	0/0	0	0	0	0/0	0	24
Rison, Andre	0	3	0	0	0/0	0	0	0	0/0	0	18
Testaverde, V.	2	0	0	0	0/0	0	0	0	0/0	0	12
Reeves, Walter	0	1	0	0	0/0	0	0	0	0/0	0	6
Alexander, D.	0	0	1	0	0/0	0	0	0	0/0	0	6
Smith, Rico	0	1	0	0	0/0	0	0	0	0/0	0	6

PASSING	ATT	CMP	YDS	PCT	AVI/AT	TD	TD%	INT	INT%	LG	TKLD	RATING
Testaverde, Vinny	392	241	2,883	61.5	7.35	17	4.3	10	2.6	70t	17/87	87.8
Zeier, Eric	161	82	864	50.9	5.37	4	2.5	9	5.6	59	15/91	51.9
Tupa, Tom	1	1	25	100.0	25.00	0	0.0	0	0.0	25	0/0	118.8
Jackson, Michael	1	0	0	0.0	0.00	0	0.0	1	100.0	0	0/0	0.0
Browns	555	324	3,772	58.4	6.80	21	3.8	20	3.6	70t	32/178	76.6
Opponents	573	360	4,013	62.8	7.00	23	4.0	17	3.0	52	29/191	84.6

Caldwell, Mike	0	0	0	1	0/0	0	0	0/0	0	0	0	6
Dixon, Gerald	0	0	0	1	0/0	0	0	0	0/0	0	0	6
Hartley, Frank	0	1	0	0	0/0	0	0	0	0	0	0	6
White, Lorenzo	1	0	0	0	0/0	0	0	0	0	0	0	6
Zeier, Eric	0	0	0	0	0/0	1	0	0	0	0	0	2

Browns: 15 23 0 2 34/36 1 1 1 26/34 0 356
SACKS: A. Pleasant 8.0, R. Burnett 7.5, D. Footman 5.0, P. Johnson 2.0, M. Frederick 1.5, R. McKenzie 1.5, C. Banks 1.0, D. Hall 1.0, S. Moore 1.0, P. Sagapolutele 0.5
Browns: 29.0 Opponents: 32.0

RUSHING	NO	YDS	AVG	LG	TD
Hoard, Leroy	136	547	4.0	25	0
Byner, Earnest	115	432	3.8	23	2
White, Lorenzo	62	163	2.6	11	1
Hunter, Earnest	30	100	3.3	15	0
Testaverde, Vinny	18	62	3.4	14	2
Zeier, Eric	15	80	5.3	17	0
Powers, Ricky	14	51	3.6	15	0
Vardell, Tommy	4	9	2.3	6	0
Rison, Andre	2	0	0.0	5	0
Alexander, Derrick	1	29	29.0	29	0
Tupa, Tom	1	9	9.0	9	0
Browns	398	1,482	3.7	29	5
Opponents	480	1,826	3.8	75t	15

RECEIVING	NO	YDS	AVG	LG	TD
Byner, Earnest	61	494	8.1	29t	2
McCardell, Keenan	56	709	12.7	36	4
Rison, Andre	47	701	14.9	59	3
Jackson, Michael	44	714	16.2	70t	9
Kinchen, Brian	20	216	10.8	41	0
Bishop, Harold	16	135	8.4	21	0
Alexander, Derrick	15	216	14.4	40	0
Smith, Rico	13	173	13.3	29t	1
Hoard, Leroy	13	103	7.9	24	0
Hartley, Frank	11	137	12.5	23	1
White, Lorenzo	8	64	8.0	28	0
Vardell, Tommy	6	18	3.0	7	0
Reeves, Walter	6	12	2.0	3	1
Hunter, Earnest	5	42	8.4	17	0
Riddick, Louis	1	25	25.0	25	0
Testaverde, Vinny	1	7	7.0	7	0
Powers, Ricky	1	6	6.0	6	0
Browns	324	3,772	11.6	70t	21
Opponents	360	4,013	11.1	52	23

INTERCEPTIONS	NO	YDS	AVG	LG	TD
Moore, Stevon	5	55	11.0	28	0
Dixon, Gerald	2	48	24.0	30	1
Hall, Dana	2	41	20.5	36	0
Langham, Antonio	2	29	14.5	29	0
Caldwell, Mike	2	24	12.0	24t	1
Johnson, Pepper	2	22	11.0	22	0
Booth, Issac	1	11	11.0	11	0
Griffin, Don	1	0	0.0	0	0
Browns	17	230	13.5	36	2
Opponents	20	276	13.8	76	2

PUNTING	NO	YDS	AVG	IN20	TB	LG	BLK
Tupa, Tom	65	2,831	43.6	18	9	64	0
Browns	65	2,831	43.6	18	9	64	0
Opponents	59	2,462	41.7	18	9	61	0

PUNT RETURNS	NO	FC	YDS	AVG	LG	TD
Alexander, Derrick	9	0	122	13.6	69t	1
McCardell, Keenan	13	14	93	7.2	17	0
Hunter, Earnest	3	0	40	13.3	17	0
Griffin, Don	0	2	0	0.0	0	0
Browns	25	16	255	10.2	69t	1
Opponents	34	9	296	8.7	56	0

KICKOFF RETURNS	NO	YDS	AVG	LG	TD
Hunter, Earnest	23	508	22.1	37	0
Alexander, Derrick	21	419	20.0	42	0
Bates, Michael	9	176	19.6	38	0
McCardell, Keenan	9	161	17.9	28	0
Byner, Earnest	5	98	19.6	27	0
Powers, Ricky	3	54	18.0	20	0
Frederick, Mike	2	16	8.0	11	0
Hoard, Leroy	1	13	13.0	13	0
Dixon, Gerald	1	10	10.0	10	0
Browns	74	1,455	19.7	42	0
Opponents	63	1,172	18.6	45	0

FIELD GOALS	1-19	20-29	30-39	40-49	50+	TOT
Stover, Matt	1/1	12/12	9/10	7/9	0/1	29/33
Browns	1/1	12/12	9/10	7/9	0/1	29/33
Opponents	0/0	9/12	12/12	4/7	1/3	26/34

1999 (2-14)

COACH: Chris Palmer

DIVISION FINISH: 6th AFC Central

1999 USUAL STARTING LINEUPS

OFFENSE		DEFENSE	
WR 85	Kevin Johnson	LE 53	John Thierry
LT 75	Lomas Brown	RT 73	Darius Holland
LG 71	Jim Payne	RF 67	John Jurkovic
C 64	Dave Wohlbaugh	RE 94	Derrick Alexander
RG 79	Scott Rehberg	LLB 55	Rahim Abdullah
RT 77	Orlando Brown	MLB 58	Wali Rainer
TE 82	Irv Smith	RLB 95	Jamir Miller
WR 86	Leslie Shepherd	LCB 47	Ryan McNeil
84	Darrin Chiaverini	RCB 33	Daylon McCutcheon
QB 2	Tim Couch	SS 23	Marquez Pope
RB 42	Terry Kirby	FS 24	Corey Fuller
FB 44	Marc Edwards		

RADIO ANNOUNCERS:

Jim Donovan, Doug Dieken (WMIJ 105.7 FM, WTAM 1100 AM)

DATE	RESULT	OPPONENT	ATT
9/12	L, 0-43	Pittsburgh Steelers	73, 138
9/19	L, 9-26	at Tennessee Titans	65, 904
9/26	L, 10-17	at Baltimore Ravens	68, 803
10/3	L, 7-19	New England Patriots	72, 368
10/10	L, 17-18	Cincinnati Bengals	73, 048
10/17	L, 7-24	at Jacksonville Jaguars	62, 047
10/24	L, 3-34	at St. Louis Rams	65, 866
10/31	W, 21-16	at New Orleans Saints	48, 817
11/7	L, 9-41	Baltimore Ravens	72, 898
11/14	W, 16-15	at Pittsburgh Steelers	58, 213
11/21	L, 17-31	Carolina Panthers	72, 818
11/28	L, 21-33	Tennessee Titans	72, 008
12/5	L, 10-23	at San Diego Chargers	53, 147
12/12	L, 28-44	at Cincinnati Bengals	59, 972
12/19	L, 14-24	Jacksonville Jaguars	72, 038
12/26	L, 28-29	Indianapolis Colts	72, 618

TEAM STATISTICS

	BROWNS	OPPONENT
Total First Downs	220	368
Rushing	64	161
Passing	134	187
Penalty	22	20
3rd Down: Made/Att	59/203	110/235
3rd Down Pct.	29.1%	46.8%
4th Down: Made/Att	9/13	8/13
4th Down Pct.	69.2%	61.5%
Possession Avg.	23:38	36:22
Total Net Yards	3,762	6,046
Avg. Per Game	235.1	377.9
Total Plays	865	1,158
Avg. Per Play	4.3	5.2
Net Yards Rusing	1,150	2,736
Avg. Per Game	71.9	171.0
Total Rushes	313	610
Net Yards Passing	2,612	3,310
Avg. Per Game	163.3	206.9
Sacked/Yards Lost	60/385	25/147
Gross Yards	2,997	3,457
Att./Completions	492/271	523/331
Completion Pct.	55.1%	63.3%
Had Intercepted	15	8
Punts/Av.	106/43.8	66/40.9
Net Punting Avg.	106/34.6	66/37.3
Penalties/Yards Lost	92/714	88/776
Fumbles/Ball Lost	29/16	25/12
Touchdowns	28	49
Rushing	9	29
Passing	19	17
Returns	0	3

SCORE BY PERIODS	1ST	2ND	3RD	4TH	OT	TOT
Browns	37	77	43	60	0	— 217
Opponents	15	146	99	117	0	— 437

SCORING	RU	PA	ST	DF	PAT	2RU	2PA	FG	SAF	TP
Kirby, Terry	6	3	0	0	0	0	0	0	0	54
Dawson, Phil	1	0	0	0	23/24	0	0	8/12	0	53
Johnson, Kevin	0	8	0	0	0	0	0	0	0	48
Chiaverini Darrin	0	4	0	0	0	0	0	0	0	24
Edwards, Marc	2	0	0	0	0	0	0	0	0	12
Couch, Tim	1	0	0	0	0	1	0	0	0	8

PASSING	ATT	CMP	YDS	PCT	AV/AT	TD	TD%	INT	INT%	LG	TKLD	RATNG
Couch, Tim	399	223	2,447	55.9	6.13	15	3.8	13	3.3	78t	56/359	73.2
Detmer, Ty	91	47	548	51.6	6.02	4	4.4	2	2.2	35	4/26	75.7
Johnson, Kevin	1	0	0	0.0	0.00	0	0.0	0	0.0	0	0/0	39.6
Kirby, Terry	1	1	2	100.0	2.00	0	0.0	0	0.0	2	0/0	79.2
Browns	492	271	2,997	55.1	6.09	19	3.9	15	3.0	78t	60/385	73.5
Opponents	523	331	3,457	63.3	6.61	17	3.3	8	1.5	54t	25/147	86.8

Abdul-Jabbar, K.	0	1	0	0	0	0	0	0	0	0	6
Detmer, Ty	1	0	0	0	0	0	0	0	0	0	6
Smith, Irv	0	1	0	0	0	0	0	0	0	0	6
Browns	9	19	0	0	23/24	1	0	8/12	0	217	
Opponents	29	17	2	1	40/41	0	1	33/39	1	437	

SAPKS: J.Thierry 7.0, J.Miller 4.5, D.Alexander 2.5, R.Barker 2.0, D.Holland 2.0, H.McCormack 2.0, D.McCutcheon 1.0, R.McNeil 1.0, A.Miller 1.0, J.Ball 1.0, W.Rainer 1.0
Browns: 25.0, Opponents: 60.0

RUSHING	NO	YDS	AVG	LG	TD
Kirby, Terry	130	452	3.5	28	6
Abdul-Jabbar, K.	115	350	3.0	21	0
Couch, Tim	40	267	6.7	40	1
Detmer, Ty	6	38	6.3	11	1
Edwards, Marc	6	35	5.8	28	0
Jones, George	8	15	1.9	9	0
Shepherd, Leslie	1	5	5.0	5	0
Dawson, Phil	1	4	4.0	4t	1
Salaam, Rashaan	1	2	2.0	2	0
Shaw, Sedrick	3	2	0.7	3	0
Johnson, Kevin	1	-6	-6.0	-6	0
Powell, Ronnie	1	-14	-14.0	-14	0
Browns	313	1,150	3.7	40	9
Opponents	610	2,736	4.5	52t	29

RECEIVING	NO	YDS	AVG	LG	TD
Johnson, Kevin	66	986	14.9	64t	8
Kirby, Terry	58	528	9.1	78t	3
Chiaverini, Darrin	44	487	11.1	28t	4
Edwards, Marc	27	212	7.9	27t	2
Smith, Irv	24	222	9.3	22	1
Shepherd, Leslie	23	274	11.9	36	0
Abdul-Jabbar, K.	13	59	4.5	21	1
Campbell, Marc	9	131	14.6	21	0
Davis, Zola	2	38	19.0	25	0
Shaw, Sedrick	2	8	4.0	7	0
Powell, Ronnie	1	45	45.0	45	0
Dunn, David	1	4	4.0	4	0
Bobo, Orlando	1	-3	-3.0	-3	0
Browns	271	2,997	11.1	78t	19
Opponents	331	3,457	10.4	54t	17

INTERCEPTIONS	NO	YDS	AVG	LG	TD
Pope, Marquez	2	15	7.5	13	0
Barker, Roy	1	14	14.0	14	0
McCutcheon, Daylon	1	12	12.0	12	0
Thierry, John	1	8	8.0	8	0
Jones, Lenoy	1	3	3.0	3	0
Abdullah, Rahim	1	0	0.0	0	0
Little, Earl	1	0	0.0	0	0
Browns	8	52	6.5	14	0
Opponents	15	153	10.2	66t	1

PUNTING	NO	YDS	AVG	IN20	BT	LG	BLK
Gardocki, Chris	106	4,645	43.8	20	11	61	0
Browns	106	4,645	43.8	20	11	61	0
Opponents	66	2,702	40.9	24	4	59	1

PUNT RETURNS	NO	FC	YDS	AVG	LG	TD
Johnson, Kevin	19	10	128	6.7	15	0
Dunn, David	4	1	25	6.3	13	0
Gibson, Damon	2	2	9	4.5	8	0
Browns	25	13	162	6.5	15	0
Opponents	68	15	762	11.2	81t	2

KICKOFF RETURNS	NO	YDS	AVG	LG	TD
Powell, Ronnie	44	986	22.4	43	0
Kirby, Terry	11	230	20.9	28	0
Dunn, David	9	180	20.0	27	0
Hill, Madre	8	137	17.1	27	0
Saleh, Tarek	5	43	8.6	14	0
Campbell, Marc	3	28	9.3	10	0
Smith, Irv	3	15	5.0	10	0
Chiaverini, Darrin	2	35	17.5	22	0
Little, Earl	2	34	17.0	20	0
Johnson, Kevin	1	25	25.0	25	0
Jones, George	1	12	12.0	12	0
Browns	89	1,725	19.4	43	0
Opponents	42	764	18.2	55	0

FIELD GOALS	1-19	20-29	30-39	40-49	50+	TOT
Dawson, Phil	0/0	2/2	3/5	3/5	0/0	8/12
Browns	0/0	2/2	3/5	3/5	0/0	8/12
Opponents	4/4	13/13	6/7	10/15	0/0	33/39

STAFF

PLAYERS

2017 SEASON

HISTORY

RECORDS

GAME DAY

2000 (3-13)

STAFF

PLAYERS

2017 SEASON

HISTORY

RECORDS

GAME DAY

COACH: Chris Palmer

DIVISION FINISH: 6th AFC Central

2000 USUAL STARTING LINEUPS

OFFENSE		DEFENSE	
WR 85 Kevin Johnson	LE 92 Courtney Brown	LT 72 Roman Oben	LT 99 Orpheus Roye
LG 65 Jim Bunderen	RT 93 Stalin Colinet	75 Steve Zahursky	RE 95 Keith McKenzie
C 64 Dave Wohlabaugh	LLB 95 J. Miller, 53 R. Abdullah	60 Shaun O'Hara	MLB 58 Wali Rainer
RG 61 Everett Lindsay	RLB 55 M. Moore, 95 J. Miller	RT 75 Steve Zahursky	LCB 24 Corey Fuller
RT 75 Steve Zahursky	RCB 33 Daylon McCutcheon	74 James Brown	SS 21 Marquis Smith
TE 80 Aaron Shea	FS 43 Percy Ellsworth	83 Mark Campbell	
WR 82 David Patten		86 Dennis Northcutt	
QB 2 T. Couch, 18 D. Pederson			
RB 23 E. Rhett, 41 T. Prentice			
FB 44 Marc Edwards			

RADIO ANNOUNCERS: Jim Donovan, Doug Dieken (WMJI 105.7 FM, WTAM 1100 AM)

DATE	RESULT	OPPONENT	ATT
9/3	L, 7-27	Jacksonville Jaguars	72,418
9/10	W, 24-7	at Cincinnati Bengals	64,006
9/17	W, 23-20	Pittsburgh Steelers	73,018
9/24	L, 10-36	at Oakland Raiders	45,702
10/1	L, 0-12	Baltimore Ravens	73,018
10/8	L, 21-29	at Arizona Cardinals	39,148
10/15	L, 10-44	at Denver Broncos	75,811
10/22	L, 0-22	at Pittsburgh Steelers	57,659
10/29	L, 3-12	Cincinnati Bengals	73,118
11/5	L, 3-24	New York Giants	72,718
11/12	W, 19-11	New England Patriots	72,618
11/19	L, 10-24	at Tennessee Titans	68,498
11/26	L, 7-44	at Baltimore Ravens	68,361
12/3	L, 0-48	at Jacksonville Jaguars	51,262
12/10	L, 24-35	Philadelphia Eagles	72,318
12/17	L, 0-24	Tennessee Titans	72,318

TEAM STATISTICS	BROWNS	OPPONENT
Total First Downs	176	343
Rushing	53	147
Passing	110	169
Penalty	13	27
3rd Down: Made/Att	58/210	98/227
3rd Down Pct.	27.6%	43.2%
4th Down: Made/Att	6/19	11/17
4th Down Pct.	31.6%	64.7%
Possession Avg.	23:38	36:22
Total Net Yards	3,530	5,643
Avg. Per Game	220.6	352.7
Total Plays	859	1,122
Avg. Per Play	4.1	5.0
Net Yards Rushing	1,085	2,505
Avg. Per Game	67.8	156.6
Total Rushes	336	594
Net Yards Passing	2,445	3,138
Avg. Per Game	152.8	196.1
Sacked/Yards Lost	40/283	42/270
Gross Yards	2,728	3,408
Att./Completions	483/278	486/262
Completion Pct.	57.6%	53.9%
Had Intercepted	19	12
Punts/Avg.	108/45.5	68/42.2
Net Punting Avg.	108/37.3	68/35.8
Penalties/Yards Lost	103/925	71/626
Fumbles/Ball Lost	21/9	27/13
Touchdowns	17	46
Rushing	7	26
Passing	9	18
Returns	1	2

SCORE BY PERIODS	1ST	2ND	3RD	4TH	OT	TOT
Browns	51	45	32	33	0	161
Opponents	46	176	115	82	0	419

SCORING	RU	PA	ST	DF	PAT	2RU	2PA	FG	SAF	TP
Dawson, Phil	0	0	0	0	17/17	0	0	14/17	0	59
Prentice, Travis	7	1	0	0	0	0	0	0	0	48
Edwards, Marc	0	2	0	0	0	0	0	0	0	12
Shea, Aaron	0	2	0	0	0	0	0	0	0	12
Campbell, Mark	0	1	0	0	0	0	0	0	0	6

PASSING	ATT	CMP	YDS	PCT	AV/AT	TD	TD%	INT	INT%	LG	TKLD	RATNG
Couch, Tim	215	137	1,483	63.7	6.90	7	3.3	9	4.2	79	10/78	77.3
Pederson, Doug	210	117	1,047	55.7	4.99	2	1.0	8	3.8	67	17/116	56.6
Wynn, Spengon	54	22	167	40.7	3.09	0	0.0	1	1.9	32	13/89	41.2
Johnson, Kevin	3	1	23	33.3	7.67	0	0.0	1	33.3	23	0/0	22.2
Thompson, Kevin	1	1	8	100.0	8.00	0	0.0	0	0.0	8	0/0	100.0
Browns	483	278	2,728	57.6	5.65	9	1.9	19	3.9	79	40/283	63.4
Opponents	486	262	3,408	53.9	7.01	18	3.7	12	2.5	61	43/276	78.3

Chiaverini, Darrin	0	1	0	0	0	0	0	0	0	0	6
Dawson, JaJuan	0	1	0	0	0	0	0	0	0	0	6
Ellsworth, Percy	0	0	0	1	0	0	0	0	0	0	6
Patten, David	0	1	0	0	0	0	0	0	0	0	6
Browns	7	9	0	1	17/17	0	0	1	14/17	0	161
Opponents	26	18	0	2	44/44	1	0	1	31/34	2	419

SACKS: K. McKenzie 8.5, J. Miller 5.5, C. Brown 5.0, S. Colinet 3.5, D. McCutcheon 3.0, L. Jones 2.5, M. Spriggs 2.0, W. Rainer 2.0, R. Abdullah 2.0, T. Rogers 2.0, A. Miller 1.0, O. Roye 1.0, M. Thompson 1.0, M. Smith 1.0, M. Moore 1.0, D. Holland 1.0

Browns: 40.0, Opponents: 42.0

RUSHING	NO	YDS	AVG	LG	TD
Prentice, Travis	173	512	3.0	17	7
Rhett, Erric	71	258	3.6	42	0
White, Jamal	47	145	3.1	14	0
Pederson, Doug	18	68	3.8	15	0
Couch, Tim	12	45	3.8	31	0
Northcutt, Dennis	9	33	3.7	13	0
Wynn, Spengon	3	15	5.0	11	0
Edwards, Marc	2	9	4.5	6	0
Thompson, Kevin	1	0	0.0	0	0
Floyd, Chris	2	-1	-5.0	0	0
Browns	336	1,085	3.2	42	7
Opponents	594	2,505	4.2	36t	26

RECEIVING	NO	YDS	AVG	LG	TD
Johnson, Kevin	57	669	11.7	79	0
Northcutt, Dennis	39	422	10.8	37	0
Patten, David	38	546	14.4	65	1
Prentice, Travis	37	191	5.2	13	1
Shea, Aaron	30	302	10.1	37	2
Edwards, Marc	16	128	8.0	21t	2
Rhett, Erric	14	78	5.6	16	0
White, Jamal	13	100	7.7	25	0
Campbell, Mark	12	80	6.7	17	1
Dawson, JaJuan	9	97	10.8	26	1
Chiaverini, Darrin	8	68	8.5	18	1
Brown, Bobby	2	14	7.0	8	0
Saleh, Tarek	1	22	22.0	22	0
Floyd, Chris	1	21	21.0	21	0
Dunn, Damon	1	6	6.0	6	0
Jackson, Lenzie	1	5	5.0	5	0
Browns	278	2,728	9.8	79	9
Opponents	262	3,408	13.0	61	18

INTERCEPTIONS	NO	YDS	AVG	LG	TD
Fuller, Corey	3	0	0.0	0	0
Ellsworth, Percy	1	33	33.0	33t	1
McCutcheon, Daylon	1	20	20.0	20	0
Little, Earl	1	7	7.0	7	0
Rainer, Wali	1	5	5.0	5	0
Moore, Marty	1	3	3.0	3	0
Chapman, Lamar	1	0	0.0	0	0
Holland, Darius	1	0	0.0	0	0
Miller, Jamir	1	0	0.0	0	0
Sanders, Lewis	1	0	0.0	0	0
Browns	12	68	5.7	33t	1
Opponents	19	228	12.0	46t	2

PUNTING	NO	YDS	AVG	IN20	TB	LG	BLK
Gardocki, Chris	108	4,919	45.5	25	5	67	0
Browns	108	4,919	45.5	25	5	67	0
Opponents	68	2,668	42.2	18	7	69	0

PUNT RETURNS	NO	FC	YDS	AVG	LG	TD
Northcutt, Dennis	27	12	289	10.7	30	0
Barnes, Rashidi	1	0	0	0.0	0	0
Chapman, Lamar	1	2	5	5.0	5	0
Dunn, Damon	1	0	0	0.0	0	0
Browns	29	14	294	10.1	30	0
Opponents	69	10	793	11.5	54	0

KICKOFF RETURNS	NO	YDS	AVG	LG	TD
White, Jamal	43	935	21.7	40	0
Patten, David	22	469	21.3	62	0
Jackson, Lenzie	9	168	18.7	30	0
Saleh, Tarek	4	46	11.5	15	0
Campbell, Mark	3	30	10.0	13	0
Dunn, Damon	2	35	17.5	21	0
Little, Earl	2	20	10.0	12	0
Burnett, Chester	1	18	18.0	18	0
Edwards, Marc	1	24	24.0	24	0
Santiago, O.J.	1	13	13.0	13	0
Browns	85	1,710	20.1	62	0
Opponents	42	1,012	24.1	62	0

FIELD GOALS	1-19	20-29	30-39	40-49	50+	TOT
Dawson, Phil	3/3	4/4	5/5	2/5	0/0	14/17
Browns	3/3	4/4	5/5	2/5	0/0	14/17
Opponents	0/0	9/9	13/13	8/10	1/2	31/34

2001 (7-9)

COACH: Butch Davis
DIVISION FINISH: 3rd AFC Central
2001 USUAL STARTING LINEUPS

OFFENSE		DEFENSE	
WR 85	Kevin Johnson	LE 78	T. Rogers, 99 O. Roye
LT 72	R. Oben, 77 R. Verba	LT 94	Gerard Warren
LG 77	R. Verba, 60 S. O'Hara	RT 93	Mark Smith
C 64	Dave Wohlabaugh	99	Orpheus Roye
RG 66	Jeremy McKinney	RE 92	Courtney Brown
63	Brad Bedell	90	Keith McKenzie
RT 69	Roger Chanoine	WLB 57	Dwayne Rudd
TE 82	Rickey Dudley	MLB 58	Wali Rainer
87	O. J. Santiago	SLB 95	Jamir Miller
WR 81	Quincy Morgan	LCB 24	Corey Fuller
86	Dennis Northcutt	RCB 33	Daylon McCutcheon
QB 2	Tim Couch	SS 21	Earl Little
RB 29	J. Jackson, 30 J. White	FS 43	Percy Ellsworth
HB 44	M. Sellers, 80 A. Shea	23	Devin Bush

RADIO ANNOUNCERS:
 Jim Donovan, Doug Dieken (WVMI 105.7 FM, WTAM 1100 AM)

DATE	RESULT	OPPONENT	ATT
9/9	L, 6-9	Seattle Seahawks	72,318
9/23	W, 24-14	Detroit Lions	73,168
9/30	W, 23-14	at Jacksonville Jaguars	57,875
10/7	W, 20-16	San Diego Chargers	73,018
10/14	L, 14-24	at Cincinnati Bengals	64,217
10/21	W, 24-14	Baltimore Ravens	72,818
11/4	L, 21-27 (OT)	at Chicago Bears	66,944
11/11	L, 12-15 (OT)	Pittsburgh Steelers	73,218
11/18	W, 27-17	at Baltimore Ravens	69,353
11/25	W, 18-0	Cincinnati Bengals	72,918
12/2	L, 15-31	Tennessee Titans	72,818
12/9	L, 16-27	at New England Patriots	60,292
12/16	L, 10-15	Jacksonville Jaguars	72,818
12/23	L, 7-30	at Green Bay Packers	59,824
12/30	W, 41-38	at Tennessee Titans	68,798
1/6	L, 7-28	at Pittsburgh Steelers	59,189

TEAM STATISTICS	BROWNS	OPPONENT
Total First Downs	238	295
Rushing	78	112
Passing	139	161
Penalty	21	22
3rd Down: Made/Att	68/210	88/235
3rd Down Pct.	32.4%	37.4%
4th Down: Made/Att	6/12	8/23
4th Down Pct.	50.0%	34.8%
Possession Avg.	28.16	31.44
Total Net Yards	4,152	5,297
Avg. Per Game	259.5	331.1
Total Plays	934	1,089
Avg. Per Play	4.4	4.9
Net Yards Rushing	1,351	2,208
Avg. Per Game	84.4	138.0
Total Rushes	417	494
Net Yards Passing	2,801	3,089
Avg. Per Game	175.1	193.1
Sacked/Yards Lost	51/353	43/288
Gross Yards	3,154	3,377
Att./Completions	466/279	552/309
Completion Pct.	59.9%	56.0%
Had Intercepted	21	33
Punts/Average	99/42.9	74/43.2
Net Punting Yard	99/34.6	74/37.7
Penalties/Yards	94/825	103/779
Fumbles/Ball Lost	24/12	35/9
Touchdowns	31	35
Rushing	8	11
Passing	18	18
Returns	5	6

SCORE BY PERIODS	1ST	2ND	3RD	4TH	OT	TOT
Browns	77	83	51	74	0	285
Opponents	62	73	89	86	9	319

SCORING	RU	PA	ST	DF	PAT	2RU	2PA	FG	SAF	TP
Dawson, Phil	0	0	0	0	29/30	0	0	22/25	0	95
Johnson, Kevin	0	9	0	0	0	0	0	0	0	54
White, Jame	5	1	0	0	0	1	0	0	0	38
Jackson, James	2	0	0	0	0	0	0	0	0	12
Morgan, Quincy	0	2	0	0	0	0	0	0	0	12
Santiago, O.J.	0	2	0	0	0	0	0	0	0	12
Sellers, Mike	0	2	0	0	0	0	0	0	0	12
Brown, Bobby	0	0	0	1	0	0	0	0	0	6
Bush, Devin	0	0	0	1	0	0	0	0	0	6

PASSING	ATT	CMP	YDS	PCT	AV/AT	TD	TD%	INT	INT%	LG	TKLD	RATING
Couch, Tim	454	272	3,040	59.9	6.70	17	3.7	21	4.6	78	51/353	73.1
Holcomb, Kelly	12	7	114	58.3	9.50	1	8.3	0	0.0	25	0/0	118.1
Browns	466	279	3,154	59.9	6.77	18	3.9	21	4.5	78	51/353	74.3
Opponents	552	309	3,377	56.0	6.12	18	3.3	33	6.0	71t	43/288	60.2

^ Tied NFL Lead

Dawson, JaJuan	0	1	0	0	0	0	0	0	0	0	6
Fuller, Corey	0	0	0	1	0	0	0	0	0	0	6
Gay, Ben	1	0	0	0	1	0	0	0	0	0	6
Henry, Anthony	0	0	0	1	0	0	0	0	0	0	6
McCutcheon, D.	0	0	0	1	0	0	0	0	0	0	6
O'Hara, Shawn	0	1	0	0	0	0	0	0	0	0	6
Roye, Orpheus	0	0	0	0	0	0	0	0	0	0	12
Browns	8	18	0	5	29/30	1	0	22/25	1	285	
Opponents	11	18	2	4	30/32	0	2	25/34	0	319	

SACKS: J.Miller 13.0, T.Rogers 6.0, G.Warren 5.0, C.Brown 4.5, G.Spies 4.0, K.McKenzie 3.0, M.Smith 2.0, D.McCutcheon 2.0, W.Rainer 1.0, E.Little 1.0, P.Ellsworth 1.0, D.Rudd 0.5 **Browns: 43.0, Opponents: 51.0**

RUSHING	NO	YDS	AVG	LG	TD
Jackson, James	195	554	2.8	22	2
White, Jame	126	443	3.5	51	1
Gay, Ben	51	172	3.4	40	1
Couch, Tim	38	128	3.4	15	0
Morgan, Quincy	2	27	13.5	23	0
Northcutt, Dennis	3	26	8.7	12	0
Frost, Scott	1	1	1.0	1	0
Holcomb, Kelly	1	0	0.0	0	0
Browns	417	1,351	3.2	51	8
Opponents	494	2,208	4.5	54	11

RECEIVING	NO	YDS	AVG	LG	TD
Johnson, Kevin	84	1,097	13.1	55t	9
White, Jame	44	418	9.5	45	1
Morgan, Quincy	30	432	14.4	78	2
Dawson, JaJuan	22	281	12.8	44	1
Northcutt, Dennis	18	211	11.7	26	0
Santiago, O.J.	17	153	9.0	27	2
Shea, Aaron	14	86	6.1	12	0
King, Andre	11	149	13.5	48	0
Dudley, Rickey	9	115	12.8	27	0
Sellers, Mike	7	73	10.4	28	2
German, Jammi	7	65	9.3	18	0
Jackson, James	7	56	8.0	16	0
Gay, Ben	4	11	2.8	7	0
Moreland, Jake	3	15	5.0	6	0
O'Hara, Shawn	3	2	2.0	2t	1
Couch, Tim	1	-10	-10.0	-10	0
Browns	279	3,154	11.3	78	18
Opponents	309	3,377	10.9	71t	18

INTERCEPTIONS	NO	YDS	AVG	LG	TD
Henry, Anthony	10^	177	17.7	97t	1
Little, Ear	5	33	6.6	15	0
McCutcheon, Daylon	4	16	4.0	15	0
Fuller, Corey	3	82	27.3	49t	1
Jackson, Ray	3	52	17.3	52	0
Bush, Devin	2	62	31.0	43t	1
Boyer, Brant	2	12	6.0	8	0
Ellsworth, Percy	1	19	19.0	19	0
Miller, Jamir	1	0	0.0	0	0
Roye, Orpheus	1	0	0.0	0	0
Rudd, Dwayne	1	0	0.0	0	0
Browns	33	499	15.1	97t	4
Opponents	21	242	11.5	69t	3

PUNTING	NO	YDS	AVG	IN20	TB	LG	BLK
Gardocki, Chris	99	4,249	42.9	25	9	69	0
Browns	99	4,249	42.9	25	9	69	0
Opponents	74	3,198	43.2	28	8	68	0

PUNT RETURNS	NO	FC	YDS	AVG	LG	TD
Northcutt, Dennis	15	9	86	5.7	32	0
Johnson, Kevin	14	6	117	8.4	24	0
Chapman, Lamar	1	0	1	1.0	1	0
Jackson, Ray	1	0	43	43.0	43	0
Frost, Scott	0	1	0	0	0	0
Browns	31	16	247	8.0	43	0
Opponents	52	12	647	12.4	86	1

KICKOFF RETURNS	NO	YDS	AVG	LG	TD
Gay, Ben	23	513	22.3	42	0
King, Andre	14	279	19.9	27	0
White, Jame	9	189	21.0	31	0
Morgan, Quincy	7	175	25.0	51	0
Sellers, Mike	4	75	18.8	21	0
Santiago, O.J.	2	1	0.5	5	0
Akins, Chirs	1	0	0.0	0	0
Moreland, Jake	1	14	14.0	14	0
Northcutt, Dennis	1	26	26.0	26	0
Spies, Greg	1	13	13.0	13	0
Browns	62	1,285	20.7	51	0
Opponents	65	1,215	18.7	49	0

FIELD GOALS	1-19	20-29	30-39	40-49	50+	TOT
Dawson, Phil	0/0	10/10	8/9	4/6	0/0	22/25
Browns	0/0	10/10	8/9	4/6	0/0	22/25
Opponents	0/0	8/9	10/11	5/12	2/2	25/34

STAFF
 PLAYERS
 2017 SEASON
 HISTORY
 RECORDS
 GAME DAY

2002 (9-7)

COACH: Butch Davis
DIVISION FINISH: 2nd AFC North
2002 USUAL STARTING LINEUPS

OFFENSE

WR 85 Kevin Johnson
LT 77 Ross Verba
LG 79 Barry Stokes
C 64 Dave Wohlabaugh
RG 60 Shaun O'Hara
RT 72 Ryan Tucker
TE 83 Mark Campbell
WR 81 Quincy Morgan
QB 2 Tim Couch
RB 31 William Green
30 Jamal White
TE 82 S. Heiden, 80 A. Shea

DEFENSE

LE 96 Kenard Lang
LT 94 Gerard Warren
RT 99 Orpheus Roye
RE 92 Courtney Brown
78 Tyrone Rogers
WLB 57 Dwayne Rudd
MLB 50 Earl Holmes
SLB 56 Darren Hambrick
LCB 25 Corey Fuller
RCB 33 Daylon McCutcheon
SS 24 Robert Griffith
FS 20 Earl Little

RADIO ANNOUNCERS:

Jim Donovan, Doug Dieken (WMMS 100.7 FM, WTAM 1100 AM)

DATE RESULT OPPONENT ATT
9/8 L, 39-40 Kansas City Chiefs 72,938
9/15 W, 20-7 Cincinnati Bengals 73,358
9/22 W, 31-28 (OT) at Tennessee Titans 68,804
9/29 L, 13-16 (OT) at Pittsburgh Steelers 62,864
10/6 L, 21-26 Baltimore Ravens 73,688
10/13 L, 3-17 at Tampa Bay Buccaneers 65,625
10/20 W, 34-17 Houston Texans 73,248
10/27 W, 24-21 at New York Jets 78,502
11/3 L, 20-23 Pittsburgh Steelers 73,718
11/17 W, 27-20 at Cincinnati Bengals 64,060
11/24 W, 24-15 at New Orleans Saints 68,295
12/1 L, 6-13 Carolina Panthers 72,718
12/8 W, 21-20 at Jacksonville Jaguars 46,267
12/15 L, 13-28 Indianapolis Colts 73,098
12/22 W, 14-13 at Baltimore Ravens 69,348
12/29 W, 24-16 Atlanta Falcons 73,528

WILD CARD PLAYOFF

1/5 L, 33-36 at Pittsburgh Steelers 62,595

TEAM STATISTICS BROWNS OPPONENT
Total First Downs 279 291
Rushing 77 107
Passing 171 164
Penalty 31 20
3rd Down: Made/Att 90/222 91/226
3rd Down Pct. 40.4% 40.3%
4th Down: Made/Att 8/10 7/14
4th Down Pct. 80.0% 50.0%
Possession Avg. 29:45 30:15
Total Net Yards 5,027 5,348
Avg. Per Game 314.2 334.3
Total Plays 993 1,024
Avg. Per Play 5.1 5.2
Net Yards Rushing 1,615 2,079
Avg. Per Game 100.9 129.9
Total Rushes 406 483
Net Yards Passing 3,412 3,269
Avg. Per Game 213.3 204.3
Sacked/Yards Lost 35/253 28/172
Gross Yards 3,665 3,441
Att./Completions 552/338 513/299
Completion Pct. 61.2% 58.3%
Had Intercepted 22 17
Punts/Avg. 83/41.3 76/38.7
Net Punting Avg. 83/34.9 76/31.1
Penalties/Yards Lost 107/845 91/726
Fumbles/Ball Lost 18/9 32/12
Touchdowns 40 34
Rushing 10 12
Passing 27 20
Returns 3 2

SCORE BY PERIODS 1ST 2ND 3RD 4TH OT TOT
Browns 76 68 77 120 3 -- 344
Opponents 65 95 65 92 3 -- 320

SCORING RU PA ST DF PAT 2RU 2PA FG SAF TP
Dawson, Phil 0 0 0 0 34/35 0 0 22/28 0 100
Northcutt, Dennis 1 5 2 0 0 0 1 0 0 50
Morgan, Quincy 0 7 0 0 0 0 1 0 0 44

PASSING ATT CMP YDS PCT AVI/AT TD TD% INT INT% LG TKTLD RATING
Couch, Tim 443 273 2,842 61.6 6.42 18 4.1 18 4.1 78t 30/213 76.8
Holcomb, Kelly 106 64 790 60.4 7.45 8 7.5 4 3.8 44t 5/40 92.9
Johnson, Kevin 2 1 33 50.0 16.50 1 .50 0 0.0 33t 0/0 135.4
Jackson, Frisman 1 0 0 0.0 0.0 0 0.0 0 0.0 0 0/0 39.6
Browns 552 338 3,665 61.2 6.64 27 4.9 22 4.0 78t 35/253 80.5
Opponent 513 299 3,441 58.3 6.71 20 3.9 17 3.3 72t 28/172 77.8

Davis, Andre' 0 6 1 0 0 0 0 0 0 0 42
Green, William 6 0 0 0 0 0 0 0 0 0 36
Johnson, Kevin 0 4 0 0 0 0 0 0 0 0 24
Campbell, Mark 0 3 0 0 0 0 0 0 0 0 18
White, Jamal 3 0 0 0 0 0 0 0 0 0 18
Heiden, Steve 0 1 0 0 0 0 0 0 0 0 6
Sanders, Darnell 0 1 0 0 0 0 0 0 0 0 6
Browns 10 27 3 1 34/35 0 2 22/28 0 344
Opponents 12 20 1 1 32/32 0 0 28/37 0 320

SACKS: M.Word 8.0, K.Lang 5.5, B.Boyer 3.0, T.Rogers 3.0, G.Warren 2.0, C.Brown 2.0, D.Rudd 1.0, L.Sanders 1.0, M.Jameson 1.0, O.Roye 0.5 Browns: 28.0, Opponents: 35.0

RUSHING NO YDS AVG LG TD
Green, William 243 887 3.7 64t 6
White, Jamal 106 470 4.4 54 3
Northcutt, Dennis 8 104 13.0 36t 1
Couch, Tim 23 77 3.3 14 0
Jackson, James 12 54 4.5 18 0
Holcomb, Kelly 8 9 1.1 7 0
Davis, Andre' 3 7 2.3 9 0
Morgan, Quincy 3 7 2.3 11 0
Browns 406 1,615 4.0 64t 10
Opponent 483 2,079 4.3 75 12

RECEIVING NO YDS AVG LG TD
Johnson, Kevin 67 703 10.5 30t 4
White, Jamal 63 452 7.2 33 0
Morgan, Quincy 56 964 17.2 78t 7
Northcutt, Dennis 38 601 15.8 43t 5
Davis, Andre' 37 420 11.4 31 6
Campbell, Mark 25 179 7.2 26 3
Heiden, Steve 17 105 6.2 12 1
Green, William 16 113 7.1 18 0
Shea, Aaron 7 49 7.0 18 0
King, Andre 5 41 8.2 13 0
Sanders, Darnell 3 23 7.7 14t 1
Jackson, James 3 9 3.0 5 0
Jackson, Frisman 1 6 6.0 6 0
Browns 338 3,665 10.8 78t 27
Opponent 299 3,441 11.5 72t 20

INTERCEPTIONS NO YDS AVG LG TD
Little, Earl 4 17 4.3 7 0
Griffith, Robert 3 0 0.0 0 0
Henry, Anthony 2 4 2.0 4 0
Lang, Kenard 1 71 71.0 71 0
Sanders, Lewis 1 25 25.0 25 0
McCutcheon, Daylon 1 24 24.0 24 0
Hambrick, Darren 1 6 6.0 6 0
Boyer, Brant 1 1 1.0 1 0
Davis, Andre 1 0 0.0 0 0
Fuller, Corey 1 0 0.0 0 0
Jameson, Michael 1 0 0.0 0 0
Browns 17 148 8.7 71 0
Opponent 22 292 13.3 59 1

PUNTING NO YDS AVG IN20 TB LG BLK
Gardocki, Chris 81 3,388 41.8 27 6 59 0
Dawson, Phil 2 36 18.0 2 0 20 0
Browns 83 3,424 41.3 29 6 59 0
Opponent 76 2,938 38.7 22 7 62 1

PUNT RETURNS NO FC YDS AVG LG TD
Northcutt, Dennis 25 10 367 14.7 87t 2
Davis, Andre' 7 4 33 4.7 15 0
King, Andre 1 0 15 15.0 15 0
Sanders, Lewis 0 0 19 0.0 19 0
Browns 33 14 434 13.2 87t 2
Opponent 42 12 408 9.7 63t 1

KICKOFF RETURNS NO YDS AVG LG TD
Davis, Andre' 50 1,068 21.4 95t 1
King, Andre 8 155 19.4 27 0
Jackson, Frisman 3 58 19.3 26 0
Campbell, Mark 2 21 10.5 14 0
White, Jamal 2 21 10.5 11 0
Jackson, James 1 13 13.0 13 0
Browns 66 1,336 20.2 95t 1
Opponent 67 1,366 20.4 82 0

FIELD GOALS 1-19 20-29 30-39 40-49 50+ TOT
Dawson, Phil 0/0 9/10 6/8 5/7 2/3 22/28
Opponent 1/1 7/10 10/12 10/14 0/0 28/37

2003 (5-11)

COACH: Butch Davis

DIVISION FINISH: 4th AFC North

2003 USUAL STARTING LINEUPS

OFFENSE		DEFENSE	
WR 87 Andre' Davis	LE 92 Courtney Brown		
85 Kevin Johnson	LT 94 Gerard Warren		
LT 79 Barry Stokes	RT 99 Orpheus Roye		
LG 60 Shaun O'Hara	RE 96 Kenard Lang		
C 50 Jeff Faine	WLB 58 Ben Taylor		
67 Melvin Fowler	52 Brant Boyer		
RG 66 Paul Zukauskas	MLB 54 Andrea Davis		
RT 72 Ryan Tucker	SLB 59 Kevin Bentley		
WR 86 Dennis Northcutt	LCB 25 Anthony Henry		
WR 81 Quincy Morgan	RCB 33 Daylon McCutcheon		
QB 2 Tim Couch	SS 24 Robert Griffith		
	FS 20 Earl Little		
10 Kelly Holcomb			
RB 31 William Green			
29 James Jackson			
TE 82 Steve Heiden			
89 Darnell Sanders			

RADIO ANNOUNCERS:

Jim Donovan, Doug Dieken (WMMS 100.7 FM, WTAM 1100 AM)

DATE	RESULT	OPPONENT	ATT
9/7	L, 6-9	Indianapolis Colts	73,358
9/14	L, 13-33	at Baltimore Ravens	69,473
9/21	W, 13-12	at San Francisco 49ers	67,412
9/28	L, 14-21	Cincinnati Bengals	73,428
10/5	W, 33-13	at Pittsburgh Steelers	64,595
10/12	W, 13-7	Oakland Raiders	73,318
10/19	L, 20-26	San Diego Chargers	73,238
10/26	L, 3-9	at New England Patriots	68,436
11/9	L, 20-41	at Kansas City Chiefs	78,560
11/16	W, 44-6	Arizona Cardinals	72,908
11/23	L, 6-13	Pittsburgh Steelers	73,658
11/30	L, 7-34	at Seattle Seahawks	64,680
12/8	L, 20-26	St. Louis Rams	73,108
12/14	L, 20-23 (OT)	at Denver Broncos	75,358
12/21	L, 0-35	Baltimore Ravens	72,548
12/28	W, 22-14	at Cincinnati Bengals	65,362

TEAM STATISTICS	BROWNS	OPPONENT
Total First Downs	276	283
Rushing	91	100
Passing	153	160
Penalty	32	23
3rd Down: Made/Att	74/202	87/222
3rd Down Pct.	36.6%	39.2%
4th Down: Made/Att	6/18	8/13
4th Down Pct.	33.3%	61.5%
Possession Avg.	29.21	30.39
Total Net Yards	4,504	4,959
Av. Per Game	281.5	309.9
Total Plays	961	994
Av. Per Play	4.7	5.0
Net Yards Rushing	1,670	2,113
Av. Per Game	104.4	132.1
Total Rushes	412	457
Net Yards Passing	2,834	2,846
Av. Per Game	177.1	177.9
Sacked/Yards Lost	40/282	35/203
Gross Yards	3,116	3,049
Att./Completions	509/313	502/297
Completion Pct.	61.5%	59.2%
Had Intercepted	18	15
Punts/Avg.	73/41.8	76/41.4
Net Punting Avg.	73/34.7	76/35.3
Penalties/Yards Lost	98/767	141/1,095
Fumbles/Ball Lost	32/15	24/7
Touchdowns	27	31
Rushing	8	14
Passing	17	13
Returns	2	4

SCORE BY PERIODS	1ST	2ND	3RD	4TH	OT	TOT				
Browns	46	79	50	79	0	254				
Opponents	74	102	59	84	3	322				
SCORING	RU	PA	ST	DF	PAT	ZRU	ZPA	FG	SAP	TF
Dawson, Phil	0	0	0	0	20/21	0	0	18/21	0	74
Davis, Andre'	0	5	0	0	0	0	0	0	0	30
Conway, Brett	0	0	0	0	3/3	0	0	5/7	0	18
Jackson, James	3	0	0	0	0	0	0	0	0	18
Morgan, Quincy	0	3	0	0	0	0	0	0	0	18
Heinrich, Keith	0	2	0	0	0	0	0	0	0	12
Johnson, Kevin	0	2	0	0	0	0	0	0	0	12

PASSING	ATT	CMP	YDS	PCT	AV/AT	TD	TD%	INT	INT%	LG	TKLD	RATNG
Holcomb, Kelly	302	193	1,797	63.9	5.95	10	3.3	12	4.0	68t	21/166	74.6
Couch, Tim	203	120	1,319	59.1	6.50	7	3.4	6	3.0	71t	19/116	77.6
Boyer, Brant	1	0	0	0.0	0.00	0	0.0	0	0.0	0	0/0	39.6
Jackson, Frisman	1	0	0	0.0	0.00	0	0.0	0	0.0	0	0/0	39.6
Johnson, Kevin	1	0	0	0.0	0.00	0	0.0	0	0.0	0	0/0	39.6
Northcutt, Dennis	1	0	0	0.0	0.00	0	0.0	0	0.0	0	0/0	39.6
Browns	509	313	3,116	61.5	6.12	17	3.3	18	3.5	71t	40/282	75.2
Opponent	502	297	3,049	59.2	6.07	13	2.6	15	3.0	55t	35/203	72.9

Northcutt, Dennis	0	2	0	0	0	0	0	0	0	0	0	12
Suggs, Lee	2	0	0	0	0	0	0	0	0	0	0	12
White, Jamal	1	1	0	0	0	0	0	0	0	0	0	12
Bower, R.J.	0	1	0	0	0	0	0	0	0	0	0	6
Couch, Tim	1	0	0	0	0	0	0	0	0	0	0	6
Green, William	1	0	0	0	0	0	0	0	0	0	0	6
King, Andre'	0	0	1	0	0	0	0	0	0	0	0	6
McCutcheon, D.	0	0	0	1	0	0	0	0	0	0	0	6
Sanders, Darnell	0	1	0	0	0	0	0	0	0	0	0	6
Browns	8	17	1	1	23/24	0	0	0	0	23/28	0	254
Opponents	14	13	0	4	31/31	0	0	0	0	35/43	0	322

SACKS: K.Lang 8.0, C.Brown 6.0, G.Warren 5.5, A.Davis 5.0, M.Word 4.0, M.Myers 3.0, O.Roye 1.5, T.Rogers 1.0 Browns: 35.0, Opponents: 40.0

RUSHING	NO	YDS	AVG	LG	TD
Green, William	142	559	3.9	26	1
Jackson, James	102	382	3.7	18	3
Suggs, Lee	56	289	5.2	78t	2
White, Jamal	70	266	3.8	23	1
Northcutt, Dennis	12	83	6.9	23	0
Couch, Tim	11	39	3.5	17	1
Davis, Andre'	5	28	5.6	7	0
Dawson, Phil	1	14	14.0	14	0
Boyer, Brant	1	7	7.0	7	0
Holcomb, Kelly	8	0	0.0	6	0
Faine, Jeff	1	0	0.0	0	0
Morgan, Quincy	3	-4	-1.3	2	0
Browns	412	1,670	4.1	78t	8
Opponent	457	2,113	4.6	82t	14

RECEIVING	NO	YDS	AVG	LG	TD
Northcutt, Dennis	62	729	11.8	44	2
White, Jamal	46	303	6.6	22	1
Johnson, Kevin	41	381	9.3	41	2
Davis, Andre'	40	576	14.4	49	5
Morgan, Quincy	38	516	13.6	71t	3
Heiden, Steve	18	134	7.4	17	0
Sanders, Darnell	15	95	6.3	12	1
Jackson, James	14	114	8.1	18	0
Green, William	10	50	5.0	12	0
King, Andre'	9	88	9.8	28	0
Heinrich, Keith	8	64	8.0	17	2
Mustard, Chad	4	29	7.3	12	0
Jackson, Frisman	2	29	14.5	19	0
Shea, Aaron	2	9	4.5	7	0
Suggs, Lee	2	0	0.0	1	0
Bowers, R.J.	1	-3	-3.0	-3	0
Couch, Tim	1	-3	-3.0	-3	0
Browns	313	3,116	10.0	71t	17
Opponent	297	3,049	10.3	55t	13

INTERCEPTIONS	NO	YDS	AVG	LG	TD
Little, Earl	6	41	6.8	21	0
Griffith, Robert	2	3	1.5	3	0
McCutcheon, Daylon	1	75	75.0	75t	1
Bentley, Kevin	1	25	25.0	25	0
Henry, Anthony	1	19	19.0	19	0
Boyer, Brant	1	4	4.0	4	0
Bodden, Leigh	1	1	1.0	1	0
Lang, Kenard	1	0	0.0	0	0
Taylor, Ben	1	0	0.0	0	0
Browns	15	168	11.2	75t	1
Opponent	18	391	21.7	54t	4

PUNTING	NO	YDS	AVG	IN20	TB	LG	BLK
Gardocki, Chris	72	3,019	41.9	18	10	60	0
Dawson, Phil	1	29	29.0	1	0	29	0
Browns	73	3,048	41.8	19	10	60	0
Opponent	76	3,146	41.4	18	8	59	1

PUNT RETURNS	NO	YDS	AVG	LG	TD
Northcutt, Dennis	36	295	8.2	38	0
Davis, Andre'	1	7	7.0	7	0
Browns	37	302	8.2	38	0
Opponent	33	316	9.6	49	0

KICKOFF RETURNS	NO	YDS	AVG	LG	TD
Davis, Andre'	38	803	21.1	69	0
Suggs, Lee	14	318	22.7	42	0
King, Andre'	9	172	19.7	30	0
Maddox, Nick	3	58	19.3	26	0
Morgan, Quincy	2	67	33.5	47	0
White, Jamal	2	2	2.0	2	0
Jackson, James	1	68	68.0	39	0
Stokes, Barry	1	7	7.0	7	0
Mustard, Chad	1	6	6.0	6	0
Browns	71	1,501	21.1	69	0
Opponent	60	1,231	20.5	77	0

FIELD GOALS	1-19	20-29	30-39	40-49	50+	TOT
Dawson, Phil	2/2	7/7	4/5	3/5	2/2	18/21
Conway, Brett	1/1	0/0	1/3	3/3	0/0	5/7
Browns	3/3	7/7	5/8	6/8	2/2	23/28
Opponent	0/0	13/13	9/10	10/16	3/4	35/43

STAFF PLAYERS 2017 SEASON HISTORY RECORDS GAME DAY

2004 (4-12)

COACH: Butch Davis (final 11 games)/Terry Robiskie (final 5 games)

DIVISION FINISH: 4th AFC North

2004 USUAL STARTING LINEUPS

OFFENSE		DEFENSE	
WR 81	Antonio Bryant	LDE 98	Ebenezer Ekuban
LT 77	Ross Verba	RDT 61	Gerard Warren
LG 70	Enoch DeMar	RDT 99	Orpheus Roye
C 50	Jeff Faine	RDE 96	Kenard Lang
RG 63	Kelvin Garmon	WLB 57	Warrick Holdman
RT 73	Joaquin Gonzalez	MLB 54	Andra Davis
TE 82	Steve Heiden	SLB 51	Chaun Thompson
WR 86	Dennis Northcutt	LCB 37	Anthony Henry
QB 5	Jeff Garcia	RCB 33	Daylon McCutcheon
FB 42	Terrelle Smith	SS 24	Robert Griffith
RB 31	William Green	FS 20	Earl Little
	44 Lee Suggs		

RADIO ANNOUNCERS:

Jim Donovan, Doug Dieken (WMMS 100.7 FM, WTAM 1100 AM)

DATE	RESULT	OPPONENT	ATT
9/12	W, 20-3	Baltimore Ravens	73,068
9/19	L, 12-19	at Dallas Cowboys	63,119
9/26	L, 10-27	at New York Giants	78,521
10/3	W, 17-13	Washington Redskins	73,348
10/10	L, 23-34	at Pittsburgh Steelers	63,609
10/17	W, 34-17	Cincinnati Bengals	73,263
10/24	L, 31-34 (OT)	Philadelphia Eagles	73,394
11/7	L, 13-27	at Baltimore Ravens	69,781
11/14	L, 10-24	Pittsburgh Steelers	73,703
11/21	L, 7-10	New York Jets	72,547
11/28	L, 48-58	at Cincinnati Bengals	65,677
12/5	L, 15-42	New England Patriots	73,028
12/12	L, 7-37	at Buffalo Bills	72,330
12/19	L, 0-21	San Diego Chargers	72,489
12/26	L, 7-10	at Miami Dolphins	73,169
1/2	W, 22-14	at Houston Texans	70,724

TEAM STATISTICS	BROWNS	OPPONENT								
Total First Downs	245	307								
Rushing	94	141								
Passing	125	144								
Penalty	26	22								
3rd Down: Made/Att	59/203	78/216								
3rd Down Pct.	29.1%	36.1%								
4th Down: Made/Att	7/16	7/16								
4th Down Pct.	43.8%	43.8%								
Possession Avg.	28:03	31:57								
Total Net Yards	4,481	5,215								
Avg. Per Game	280.1	325.9								
Total Plays	921	1,024								
Avg. Per Play	4.9	5.1								
Net Yards Rushing	1,657	2,314								
Avg. Per Game	103.6	144.6								
Total Rushes	441	532								
Net Yards Passing	2,824	2,901								
Avg. Per Game	176.5	181.3								
Sacked/Yards Lost	41/252	32/190								
Gross Yards	3,076	3,091								
Att./Completions	439/251	460/277								
Completion Pct.	57.2%	60.2%								
Had Intercepted	21	15								
Punts/Average	85/40.0	85/41.6								
Net Punting Avg.	85/35.4	85/33.9								
Penalties/Yards	115/854	109/890								
Fumbles/Ball Lost	32/19	20/13								
Touchdowns	29	45								
Rushing	6	22								
Passing	21	17								
Returns	2	6								
SCORE BY PERIODS	1ST	2ND	3RD	4TH	OT	TOT				
Browns	67	62	55	92	0	— 276				
Opponents	107	107	72	101	3	— 390				
SCORING	RU	PA	ST	DF	PAT	ZRU	2PA	FG	SAF	TP
Dawson, Phil	0	0	0	0	0	0	0	24/29	0	100
Heiden, Steve	0	5	0	0	0	0	0	0	0	32
Bryant, Antonio	0	4	0	0	0	0	0	0	0	24
Shea, Aaron	0	4	0	0	0	0	0	0	0	24
Morgan, Quincy	0	3	0	0	0	0	0	0	0	18
Suggs, Lee	2	1	0	0	0	0	0	0	0	18

PASSING	ATT	CMP	YDS	PCT	AV/AT
Garcia, Jeff	252	144	1,731	57.1	6.87
McCown, Luke	98	48	608	49.0	6.20
Holcomb, Kelly	87	59	737	67.8	8.47
Echemandu, Adam	1	0	0	0.0	0.00
Jackson, Frisman	1	0	0	0.0	0.00
Browns	439	251	3,076	57.2	7.01
Opponents	460	277	3,091	60.2	6.72

Davis, Andre'	0	2	0	0	0	0	0	0	0	12
Garcia, Jeff	2	0	0	0	0	0	0	0	0	12
Green, William	2	0	0	0	0	0	0	0	0	12
Northcutt, Dennis	0	2	0	0	0	0	0	0	0	12
Alston, Richard	0	0	1	0	0	0	0	0	0	6
Crocker, Chris	0	0	1	0	0	0	0	0	0	6
Browns	6	21	2	0	28/28	0	0	0	24/29	0 276
Opponents	22	17	6	0	44/44	0	0	0	24/28	1 390

SACKS: E.Ekuban 8.0, K.Lang 7.0, G.Warren 4.0, A.McKinley 3.0, C.Thompson 2.5, C.Crocker 2.0, T.Rogers 1.5, O.Roye 1.0, M.Myers 1.0, R.Griffith 1.0, W.Holdman 0.5, A.Davis 0.5
 Browns: 32.0, Opponents: 41.0

RUSHING	NO	YDS	AVG	LG	TD
Suggs, Lee	199	744	3.7	39	2
Green, William	163	585	3.6	46	2
Garcia, Jeff	35	169	4.8	21	2
Jackson, James	12	81	6.8	38	0
Echemandu, Adam	8	25	3.1	6	0
McCown, Luke	6	25	4.2	11	0
Northcutt, Dennis	8	19	2.4	8	0
Smith, Terelle	4	9	2.3	4	0
Jackson, Frisman	1	4	4.0	4	0
Frost, Derrick	1	1	1.0	1	0
Holcomb, Kelly	3	-2	-0.7	0	0
Davis, Andre'	1	-3	-3.0	-3	0
Browns	441	1,657	3.8	46	6
Opponents	532	2,314	4.3	52	22

RECEIVING	NO	YDS	AVG	LG	TD
Bryant, Antonio	42	546	13.0	55	4
Northcutt, Dennis	55	806	14.7	58	2
Heiden, Steve	28	287	10.3	30	5
Shea, Aaron	26	252	9.7	35	4
Suggs, Lee	20	178	8.9	59	1
Davis, Andre'	16	416	26.0	99	2
Green, William	14	84	6.0	17	0
Jackson, Frisman	13	168	12.9	24	0
Morgan, Quincy	9	144	16.0	46	3
Smith, Terelle	7	39	5.6	16	0
Jackson, James	6	22	3.7	13	0
Winstow, Kellen	5	50	10.0	21	0
King, Andre	5	49	9.8	16	0
Echemandu, Adam	3	25	8.3	19	0
Mustard, Chad	1	9	9.0	9	0
Heinrich, Keith	1	1	1.0	1	0
Browns	251	3,076	12.3	99	21
Opponents	277	3,091	11.2	72	17

INTERCEPTIONS	NO	YDS	AVG	LG	TD
Henry, Anthony	4	83	20.8	51	0
Davis, Andre'	3	35	11.7	30	0
Sanders, Lewis	2	36	18.0	24	0
McCutcheon, Daylon	2	0	0.0	2	0
Gardner, Barry	1	30	30.0	30	0
Little, Earl	1	28	28.0	28	0
Crocker, Chris	1	20	20.0	20	1
Griffith, Robert	1	18	18.0	18	0
Browns	15	250	16.7	51	1
Opponents	21	232	11.0	106	2

PUNTING	NO	YDS	AVG	IN20	TB	LG	BLK
Frost, Derrick	85	3,404	40.0	35.4	4	24	54
Browns	85	3,404	40.0	35.4	4	24	54
Opponents	85	3,537	41.6	33.9	11	21	62

PUNT RETURNS	NO	FC	YDS	AVG	LG	TD
Northcutt, Dennis	36	12	432	12.0	44	0
Browns	36	12	432	12.0	44	0
Opponents	48	10	313	6.5	49	0

KICKOFF RETURNS	NO	YDS	AVG	LG	TD
Alston, Richard	46	1,016	22.1	93	1
Brown, Dee	13	243	18.7	30	0
King, Andre	5	95	19.0	24	0
Jackson, Frisman	4	70	17.5	22	0
Jackson, James	2	39	19.5	23	0
Mustard, Chad	2	13	6.5	9	0
Shea, Aaron	2	19	9.5	13	0
Sanders, Lewis	1	9	9.0	10	0
Browns	75	1,504	20.1	93	1
Opponents	59	1,336	22.6	93	1

FIELD GOALS	1-19	20-29	30-39	40-49	50+	TOT
Dawson, Phil	0/0	11/11	6/8	6/9	1/1	24/29
Browns	0/0	11/11	6/8	6/9	1/1	24/29
Opponents	0/0	7/8	9/9	6/9	2/2	24/28

	TD	TD%	INT	INT%	LG	TKLD	RATING
Garcia, Jeff	10	4.0	9	3.6	99t	24/99	76.7
McCown, Luke	4	4.1	7	7.1	58t	12/122	52.6
Holcomb, Kelly	7	8.0	5	5.7	55t	5/31	96.8
Echemandu, Adam	0	0.0	0	0.0	0	0/0	39.6
Jackson, Frisman	0	0.0	0	0.0	0	0/0	39.6
Browns	21	4.8	21	4.8	99t	41/252	74.9
Opponents	17	3.7	15	3.3	72t	32/190	79.0

2005 (6-10)

COACH: Romeo Crennel
 DIVISION FINISH: 4th AFC North

2005 USUAL STARTING LINEUPS

OFFENSE			DEFENSE		
WR	81	Antonio Bryant	LDE	97	Alvin McKinley
LT	70	L.J. Shelton	NT	95	Jason Fisk
LG	63	Joe Andruzzi	RDE	99	Orpheus Roye
C	50	Jeff Faine	LLB	55	Matt Stewart
RG	60	Cosey Coleman	MLB	54	Andra Davis
RT	72	Ryan Tucker	WLB	58	Ben Taylor
TE	82	Steve Heiden	RLB	51	Chaun Thompson
WR	86	Dennis Northcutt	LCB	24	Gary Baxter
QB	8	Trent Dilfer		28	Leigh Bodden
	9	Charlie Frye	RCB	33	Daylon McCutcheon
FB	42	Terrelle Smith	SS	25	Chris Crocker
RB	34	Reuben Droughns	FS	27	Brian Russell

RADIO ANNOUNCERS:

Jim Donovan, Doug Dieken (WMMX 100.7 FM, WTAM 1100 AM)

DATE	RESULT	OPPONENT	ATT
9/11	L, 13-27	Cincinnati Bengals	73,013
9/18	W, 26-24	at Green Bay Packers	70,400
9/25	L, 6-13	at Indianapolis Colts	57,127
10/9	W, 20-10	Chicago Bears	73,079
10/16	L, 3-16	at Baltimore Ravens	70,196
10/23	L, 10-13	Detroit Lions	72,923
10/30	L, 16-19	at Houston Texans	70,064
11/6	W, 20-14	Tennessee Titans	72,594
11/13	L, 21-34	at Pittsburgh Steelers	63,491
11/20	W, 22-0	Miami Dolphins	72,773
11/27	L, 12-24	at Minnesota Vikings	63,814
12/4	L, 14-20	Jacksonville Jaguars	70,941
12/11	L, 20-23	at Cincinnati Bengals	65,788
12/18	W, 9-7	at Oakland Raiders	41,862
12/24	L, 0-41	Pittsburgh Steelers	73,136
1/6	W, 20-16	Baltimore Ravens	69,871

TEAM STATISTICS	BROWNS	OPPONENT
Total First Downs	241	292
Rushing	76	116
Passing	149	161
Penalty	16	15
3rd Down: Made/Att	67/203	87/215
4th Down: Made/Att	7/18	8/18
Possession Avg.	28:00	32:00
Total Net Yards	4,550	5,069
Avg. Per Game	284.3	316.8
Total Plays	938	1,021
Avg. Per Play	4.9	5.0
Net Yards Rushing	1,503	2,202
Avg. Per Game	93.9	137.6
Total Rushes	395	527
Net Yards Passing	3,047	2,867
Avg. Per Game	190.4	179.2
Sacked/Yards Lost	46/276	23/142
Gross Yards	3,323	3,009
Att./Completions	498/297	471/279
Had Intercepted	17	15
Punts/Average	80/40.4	72/42.5
Net Punting Avg.	80/33.8	72/35.1
Penalties/Yards	99/770	97/716
Fumbles/Ball Lost	27/13	21/8
Touchdowns	22	31

SCORE BY PERIODS	1ST	2ND	3RD	4TH	OT	TOT
Browns	56	65	52	59	0	232
Opponents	58	102	81	60	0	301

SCORING	RU	PA	ST	DF	PAT	ZRU	ZPA	FG	SAP	TF
Dawson, Phil	0	0	0	0	19/21	0	0	27/29	0	100
Bryant, Antonio	0	4	0	0	0/0	0	0	0/0	0	24
Edwards, Braylon	0	3	0	0	0/0	0	0	0/0	0	18
Heiden, Steve	0	3	0	0	0/0	0	0	0/0	0	18
Northcutt, Dennis	0	2	1	0	0/0	0	0	0/0	0	18
Droughns, Reuben	2	0	0	0	0/0	0	0	0/0	0	12
Bodden, Leigh	0	0	1	0	0/0	0	0	0/0	0	6
Cribbs, Joshua	0	0	1	0	0/0	0	0	0/0	0	6

PASSING	ATT	CMP	YDS	PCT	AV/AT	TD	TD%	INT	INT%	LG	TKLD	RATING
Dilfer, Trent	333	199	2,321	59.8	6.97	11	3.3	12	3.6	80t	23/139	76.9
Frye, Charlie	164	98	1,002	59.4	6.07	4	2.4	5	3.6	45t	22/135	72.8
Jackson, Frisman	0	0	0	0	0	0	0	0	0	0	1/2	0
Browns	498	297	3,323	59.6	6.67	15	3.0	17	3.6	80t	46/276	75.4
Opponents	471	279	3,009	59.2	6.39	19	4.0	15	3.2	51t	23/142	78.2

Frye, Charlie	1	0	0	0	0/0	0	0	0/0	0	6
Jackson, Frisman	0	1	0	0	0/0	0	0	0/0	0	6
Shea, Aaron	0	1	0	0	0/0	0	0	0/0	0	6
Smith, Terrelle	0	1	0	0	0/0	0	0	0/0	0	6
Wright, Jason	1	0	0	0	0/0	0	0	0/0	0	6
Browns	4	15	3	0	19/21	0	0	27/29	0	232
Opponents	11	19	1	0	31/31	0	0	28/35	0	301

SACKS: A.McKinley 5.0, C.Thompson 5.0, O.Royce 3.0, A.Davis 2.0, C.Crocker 2.0, K.Lang 2.0, N.Eason 2.0, E.Kelley 1.0, B.Pool 1.0 **Browns: 23.0, Opponents: 46.0**

RUSHING	NO	YDS	AVG	LG	TD
Droughns, Reuben	309	1,232	4.0	75t	2
Green, William	20	78	3.9	17	0
Frye, Charlie	18	60	3.3	16	1
Dilfer, Trent	20	46	2.3	12	0
Northcutt, Dennis	2	33	16.5	31	0
Wright, Jason	11	27	2.5	6t	1
Suggs, Lee	8	15	1.9	7	0
Smith, Terrelle	6	9	1.5	4	0
Bryant, Antonio	1	3	3.0	3	0
Browns	395	1,503	3.8	75t	4
Opponents	527	2,202	4.2	80t	11

RECEIVING	NO	YDS	AVG	LG	TD
Bryant, Antonio	69	1,009	14.6	54	4
Heiden, Steve	43	401	9.3	62t	3
Northcutt, Dennis	42	441	10.5	58t	2
Droughns, Reuben	39	369	9.5	51	0
Edwards, Braylon	32	512	16.0	80t	3
Jackson, Frisman	24	287	12.0	68t	1
Shea, Aaron	18	153	8.5	27	1
Smith, Terrelle	12	58	4.8	9	1
Suggs, Lee	6	26	4.3	8	0
Green, William	5	30	6.0	14	0
Wright, Jason	3	15	5.0	15	0
Irons, Paul	2	16	8.0	14	0
Cribbs, Joshua	1	7	7.0	7	0
Faine, Jeff	1	-1	-1.0	-1	0
Browns	297	3,323	11.2	80t	15
Opponents	279	3,009	10.8	51t	19

INTERCEPTIONS	NO	YDS	AVG	LG	TD
Russell, Brian	3	50	16.7	37	0
Bodden, Leigh	3	6	2.0	6	0
Crocker, Chris	2	35	17.5	24	0
McCutcheon, Daylon	2	14	7.0	14	0
Baxter, Gary	2	10	5.0	10	0
Davis, Andrew	1	14	14.0	14	0
Pool, Brodney	1	1	1.0	1	0
Stewart, Matt	1	0	0.0	0	0
Browns	15	130	8.7	37	0
Opponents	17	215	12.6	72	0

PUNTING	NO	YDS	AVG	IN20	TB	LG	BLK
Richardson, Kyle	78	3,181	40.8	34.0	9	61	0
Dawson, Phil	2	53	26.5	0	31	0	0
Browns	80	3,234	40.4	33.8	9	61	0
Opponents	72	3,058	42.5	35.1	8	60	0

PUNT RETURNS	NO	FC	YDS	AVG	LG	TD
Northcutt, Dennis	35	13	368	10.5	62t	1
Cribbs, Joshua	1	0	5	5.0	5	0
Jones, Sean	1	0	0	0.0	0	0
Browns	37	13	373	10.1	62t	1
Opponents	36	9	347	9.6	51	0

KICKOFF RETURNS	NO	YDS	AVG	LG	TD
Cribbs, Joshua	45	1,094	24.3	90t	1
Droughns, Reuben	5	119	23.8	35	0
Green, William	5	79	15.8	22	0
Perkins, Antonio	3	82	27.3	35	0
McIntyre, Carey	3	47	15.7	17	0
Shea, Aaron	3	29	9.7	13	0
Smith, Terrelle	2	24	12.0	13	0
Wright, Jason	1	17	17.0	17	0
Jackson, Frisman	1	15	15.0	15	0
Browns	68	1,506	22.1	90t	1
Opponents	56	1,182	21.1	63	0

FIELD GOALS	1-19	20-29	30-39	40-49	50+	TOT
Dawson, Phil	2/2	11/11	9/11	5/5	0/0	27/29
Browns	2/2	11/11	9/11	5/5	0/0	27/29
Opponents	0/0	10/10	11/12	6/10	1/3	28/35

2006 (4-12)

COACH: Romeo Crennel
DIVISION FINISH: 4th AFC North
2006 USUAL STARTING LINEUPS

OFFENSE		DEFENSE	
WR 84 Joe Jurevicius	LDE 99 Orpheus Roye		
LT 77 Kevin Shaffer	NT 92 Ted Washington		
LG 63 Joe Andruzzi	RDE 97 Alvin McKinley		
C 66 Hank Fraley	LLB 55 Willie McGinest		
RG 60 Casey Coleman	MLB 54 Andra Davis		
RT 72 Ryan Tucker	WLB 58 D'Quell Jackson		
TE 80 Kellen Winslow	RLB 95 Kamerion Wimbley		
WR 17 Brayton Edwards	LCB 28 Leigh Bodden		
QB 9 Charlie Frye	RCB 39 Daven Holly		
FB 42 Terrelle Smith	SS 26 Sean Jones		
RB 34 Reuben Droughns	FS 27 Brian Russell		

RADIO ANNOUNCERS:
Jim Donovan, Doug Dieken (WMMS 100.7 FM, WTAM 1100 AM)

DATE	RESULT	OPPONENT	ATT
9/10	L, 14-19	New Orleans Saints	72,915
9/17	L, 17-34	at Cincinnati Bengals	66,072
9/24	L, 14-15	Baltimore Ravens	72,474
10/1	W, 24-21	at Oakland Raiders	61,426
10/8	L, 12-20	at Carolina Panthers	73,520
10/22	L, 7-17	Denver Broncos	73,024
10/29	W, 20-13	New York Jets	72,507
11/5	L, 25-32	at San Diego Chargers	65,558
11/12	W, 17-13	at Atlanta Falcons	70,793
11/19	L, 20-24	Pittsburgh Steelers	73,296
11/26	L, 0-30	Cincinnati Bengals	72,926
12/3	W, 31-28 (OT)	Kansas City Chiefs	71,927
12/7	L, 7-27	at Pittsburgh Steelers	55,246
12/17	L, 17-27	at Baltimore Ravens	70,857
12/24	L, 7-22	Tampa Bay Buccaneers	69,603
12/31	L, 6-14	at Houston Texans	70,097

TEAM STATISTICS	BROWNS	OPPONENT
Total First Downs	250	303
Rushing	72	107
Passing	153	178
Penalty	25	18
3rd Down: Made/Att	70/209	100/228
3rd Down Pct.	33.5%	43.9%
4th Down: Made/Att	6/15	4/10
4th Down Pct.	40.0%	40.0%
Possession Avg.	29:21	30:39
Total Net Yards	4,233	5,517
Avg. Per Game	264.6	344.8
Total Plays	938	1,041
Avg. Per Play	4.5	5.3
Net Yards Rushing	1,335	2,275
Avg. Per Game	83.4	142.2
Total Rushes	372	514
Net Yards Passing	2,898	3,242
Avg. Per Game	181.1	202.6
Sacked/Yards Lost	54/349	28/137
Gross Yards	3,247	3,379
Att./Completions	512/318	499/283
Completion Pct.	62.1%	56.7%
Had Intercepted	25	18
Punts/Average	83/43.6	77/43.0
Net Punting Avg.	37.9	36.9
Penalties/Yards	74/687	84/678
Fumbles/Ball Lost	23/17	13/9
Touchdowns	25	40
Rushing	7	14
Passing	15	20
Returns	3	6

SCORE BY PERIODS	1ST	2ND	3RD	4TH	OT	TOT
Browns	29	74	41	91	3	— 238
Opponents	64	90	95	107	0	— 356

SCORING	RU	PA	ST	DF	PAT	2RU	2PA	FG	SAF	TP
Dawson, Phil	0	0	0	0	25/25	0	0	21/29	0	88
Edwards, Brayton	6	0	6	0	0/0	0	0	0/0	0	36
Droughns, Reuben	4	4	0	0	0/0	0	0	0/0	0	24
Jurevicius, Joe	3	0	3	0	0	0	0/0	0/0	0	18

PASSING	ATT	CMP	YDS	PCT	AVI/AT	TD	TD%	INT	INT%	LG	TKLD	RATING
Frye, Charlie	393	252	2,454	64.1	6.2	10	2.5	17	4.3	75	44/262	72.0
Anderson, Derek	117	66	793	56.4	6.8	5	4.3	8	6.8	54	8/66	63.1
Dorsey, Ken	1	0	0	0.0	0.0	0	0.0	0	0.0	0	1/7	39.6
Cribbs, Joshua	1	0	0	0.0	0.0	0	0.0	0	0.0	0	0/0	39.6
Winslow, Kellen	0	0	0	0.0	0.0	0	0.0	0	0.0	0	1/14	0.0
Browns	512	318	3,247	62.1	6.3	15	2.9	25	4.9	75	54/349	69.7
Opponents	499	283	3,379	56.7	6.8	20	4.0	18	3.6	77t	28/137	75.9

Frye, Charlie	3	3	0	0	0	0	0/0	0/0	0	18
Winslow, Kellen	3	0	3	0	0	0	0/0	0/0	0	18
Holly, Daven	2	0	0	2	0	0	0/0	0/0	0	12
Heiden, Steve	2	0	2	0	0	0	0/0	0/0	0	12
Dinkins, Darnell	1	0	1	0	0	0	0/0	0/0	0	6
Cribbs, Joshua	1	0	0	1	0	0	0/0	0/0	0	6
Browns	25	7	15	3	0	0	25/25	21/29	0	238
Opponents	40	14	20	6	0	0	36/38	26/31	1	356

SACKS: K.Wimbley 11.0, S.Fraser 4.5, W.McGinest 4.0, C.Thompson 2.0, A.McKinley 1.0, M.Stewart 1.0, A.Davis 1.0, B.Pool 1.0, L.Williams 1.0, O.Roye 1.0, S.Jones 0.5
Browns: 28.0, Opponents: 54.0

RUSHING	NO	YDS	AVG	LG	TD
Droughns, Reuben	220	758	3.4	22	4
Frye, Charlie	47	215	4.6	17	3
Wright, Jason	62	189	3.0	18	0
Harrison, Jerome	20	60	3.0	15	0
Anderson, Derek	4	47	11.8	33	0
Northcutt, Dennis	3	32	10.7	16	0
Smith, Terrelle	8	14	1.8	3	0
Cribbs, Joshua	2	11	5.5	9	0
Edwards, Brayton	3	7	2.3	8	0
Vickers, Lawrence	3	2	0.7	2	0
Browns	372	1,335	3.6	33	7
Opponents	514	2,275	4.4	59t	14

RECEIVING	NO	YDS	AVG	LG	TD
Winslow, Kellen	89	875	9.8	40	3
Edwards, Brayton	61	884	14.5	75	6
Jurevicius, Joe	40	495	12.4	52	3
Heiden, Steve	36	249	6.9	13	2
Droughns, Reuben	27	169	6.3	24	0
Northcutt, Dennis	22	228	10.4	43	0
Cribbs, Joshua	10	91	9.1	14	0
Harrison, Jerome	9	47	5.2	12	0
Smith, Terrelle	8	21	2.6	7	0
Wright, Jason	6	82	13.7	54	0
Vickers, Lawrence	6	60	10.0	29	0
Wilson, Travis	2	32	16.0	16	0
Dinkins, Darnell	2	14	7.0	11	1
Browns	318	3,247	10.2	75	15
Opponents	283	3,379	11.9	77t	20

INTERCEPTIONS	NO	YDS	AVG	LG	TD
Holly, Daven	5	127	25.4	57t	1
Jones, Sean	5	46	9.2	19	0
Bodden, Leigh	2	48	24.0	35	0
Davis, Andre'	2	19	9.5	19	0
Baxter, Gary	1	10	10.0	10	0
Russell, Brian	1	6	6.0	6	0
McGinest, Willie	1	0	0.0	0	0
Pool, Brodney	1	0	0.0	0	0
Browns	18	256	14.2	57t	1
Opponents	25	273	10.9	37	2

PUNTING	NO	YDS	AVG	IN20	TB	LG	BLK
Zastudil, Dave	81	3,563	44.0	38.4	7	61	0
Dawson, Phil	2	58	29.0	19.0	1	31	0
Browns	83	3,621	43.6	37.9	8	61	0
Opponents	77	3,309	43.0	36.9	5	69	0

PUNT RETURNS	NO	FC	YDS	AVG	LG	TD
Northcutt, Dennis	28	13	312	11.1	81	0
Cribbs, Joshua	6	3	51	8.5	34	0
Jones, Sean	1	0	8	8.0	8	0
Unck, Mason	1	0	0	0.0	0	0
Browns	36	16	371	10.3	81	0
Opponents	43	11	312	7.3	37	0

KICKOFF RETURNS	NO	YDS	AVG	LG	TD
Cribbs, Joshua	61	1,494	24.5	92t	1
Vickers, Lawrence	5	84	16.8	22	0
Dinkins, Darnell	3	44	14.7	20	0
Heiden, Steve	1	11	11.0	11	0
Friedman, Lennie	1	2	2.0	2	0
Browns	71	1,635	23.0	92t	1
Opponents	48	1,053	21.9	99t	1

FIELD GOALS	1-19	20-29	30-39	40-49	50+	TOT
Dawson, Phil	0/0	5/6	9/10	6/12	1/1	21/29
Browns	0/0	5/6	9/10	6/12	1/1	21/29
Opponents	1/1	12/12	6/7	6/8	1/3	26/31

2007 (10-6)

COACH: Romeo Crennel
DIVISION FINISH: 2nd AFC North
2007 USUAL STARTING LINEUPS

OFFENSE			DEFENSE		
WR 84	Joe Jurevicius	LDE 99	Orpheus Roye		
LT 73	Joe Thomas	91	Shaun Smith		
LG 65	Eric Steinbach	NT 78	Ethan Kelley		
C 66	Hank Fraley	92	Ted Washington		
RG 68	Seth McKinney	RDE 98	Robaire Smith		
72	Ryan Tucker	LLB 55	Willie McGinest		
RT 77	Kevin Shaffer	MLB 54	Andra Davis		
TE 80	Kellen Winslow	WLB 58	D'Qwell Jackson		
WR 17	Braylon Edwards	FLB 95	Kameron Wimbley		
QB 3	Derek Anderson	LCB 28	Leigh Bodden		
FB 47	Lawrence Vickers	RCB 24	Eric Wright		
RB 31	Jamal Lewis	SS 26	Sean Jones		
		FS 21	Brodney Pool		

RADIO ANNOUNCERS:
Jim Donovan, Doug Dieken (WMMS 100.7 FM, WTAM 1100 AM)

DATE	RESULT	OPPONENT	ATT
9/9	L, 7-34	Pittsburgh Steelers	73,089
9/16	W, 51-45	Cincinnati Bengals	72,801
9/23	L, 24-26	at Oakland Raiders	51,075
9/30	W, 27-13	Baltimore Ravens	73,024
10/7	L, 17-34	at New England Patriots	68,756
10/14	W, 41-31	Miami Dolphins	73,198
10/28	W, 27-20	at St. Louis Rams	62,777
11/4	W, 33-30 (OT)	Seattle Seahawks	72,927
11/11	L, 28-31	at Pittsburgh Steelers	64,781
11/18	W, 33-30 (OT)	at Baltimore Ravens	71,055
11/25	W, 27-17	Houston Texans	72,926
12/2	L, 21-27	at Arizona Cardinals	64,791
12/9	W, 24-18	at New York Jets	76,822
12/16	W, 8-0	Buffalo Bills	73,196
12/23	L, 14-19	at Cincinnati Bengals	66,023
12/30	W, 20-7	San Francisco 49ers	73,041

TEAM STATISTICS	BROWNS	OPPONENT
Total First Downs	315	335
Rushing	110	100
Passing	192	211
Penalty	13	24
3rd Down: Made/Att	86/204	79/215
3rd Down Pct.	42.2%	36.7%
4th Down: Made/Att	6/15	11/25
4th Down Pct.	40.0%	44.0%
Possession Avg.	29:10	30:50
Total Net Yards	5,621	5,753
Avg. Per Game	351.3	359.6
Total Plays	1,004	1,066
Avg. Per Play	5.6	5.4
Net Yards Rushing	1,895	2,072
Avg. Per Game	118.4	129.5
Total Rushes	440	460
Net Yards Passing	3,726	3,681
Avg. Per Game	232.9	230.1
Sacked/Yards Lost	19/140	28/186
Gross Yards	3,866	3,867
Attempts/Completions	545/305	578/340
Completion Pct.	56.0%	58.8%
Had Intercepted	20	17
Punts/Average	69/42.0	69/40.2
Net Punting Avg.	35.8	32.9
Penalties/Yards	114/868	80/581
Fumbles/Ball Lost	22/9	19/10
Touchdowns	46	41
Rushing	13	8
Passing	29	29
Returns	4	4

SCORE BY PERIODS	1ST	2ND	3RD	4TH	OT	TOT
Browns	60	144	87	105	6	402
Opponents	85	112	82	103	0	382

SCORING	TD	RU	PA	RT	PAT	FG	2PT	PTS
Dawson, Phil	0	0	0	0	42/43	26/30	0	120

PASSING	ATT	CMP	YDS	PCT	AVI/AT	TD	TD%	INT	INT%	LG	TKLD	RATING
Anderson, Derek	527	298	3,787	56.5	7.2	29	5.5	19	3.6	78t	14/109	82.5
Quinn, Brady	8	3	45	37.5	5.6	0	0.0	0	0.0	18	0/0	56.8
Frye, Charlie	10	4	34	40.0	3.4	0	0.0	1	10.0	15	5/31	10.0
Cribbs, Joshua	0	0	0	0.0	0.0	0	0.0	0	0.0	0	0/0	0.0
Browns	545	305	3,866	56.0	7.1	29	5.3	20	3.7	78t	19/140	80.7
Opponents	578	340	3,867	58.8	6.7	29	5.0	17	2.9	42	28/186	83.4

Edwards, Braylon	16	0	16	0	0/0	0/0	0	96
Lewis, Jamal	11	9	2	0	0/0	0/0	0	66
Winslow, Kellen	5	0	5	0	0/0	0/0	1	32
Jurevicius, Joe	3	0	3	0	0/0	0/0	1	20
Cribbs, Joshua	3	0	0	3	0/0	0/0	0	18
Anderson, Derek	3	3	0	0	0/0	0/0	0	18
Vickers, Lawrence	2	0	2	0	0/0	0/0	0	12
Pool, Brodney	1	0	0	1	0/0	0/0	0	6
Carter, Tim	1	0	1	0	0/0	0/0	0	6
Wright, Jason	1	1	0	0	0/0	0/0	0	6
Browns	46	13	29	4	42/43	26/30	2	402
Opponents	41	8	29	4	38/38	32/35	1	382

SACKS: K.Wimbley 5.0, R.Smith 4.0, A.Peek 4.0, L.Williams 4.0, W.McGinest 3.0, S.Smith 2.0, E.Wright 1.0, E.Kelley 1.0, M.Adams 1.0, D.Jackson 1.0, C.Thompson 1.0, S.Jones 0.5, O.Roye 0.5
Browns: 28.0, Opponents: 19.0

RUSHING	NO	YDS	AVG	LG	TD
Lewis, Jamal	298	1,304	4.4	66t	9
Wright, Jason	60	277	4.6	18	1
Harrison, Jerome	23	142	6.2	17	0
Anderson, Derek	32	70	2.2	11	3
Cribbs, Joshua	9	61	6.8	18	0
Vickers, Lawrence	15	43	2.9	7	0
Frye, Charlie	1	1	1.0	1	0
Zastudil, Dave	2	-3	-1.5	0	0
Browns	440	1,895	4.3	66t	13
Opponents	460	2,072	4.5	37	8

RECEIVING	NO	YDS	AVG	LG	TD
Winslow, Kellen	82	1,106	13.5	49	5
Edwards, Braylon	80	1,289	16.1	78t	16
Jurevicius, Joe	50	614	12.3	50	3
Lewis, Jamal	30	248	8.3	34	2
Wright, Jason	24	233	9.7	23	0
Vickers, Lawrence	13	91	7.0	25	2
Heiden, Steve	12	104	8.7	27	0
Carter, Tim	8	117	14.6	22	1
Cribbs, Joshua	3	37	12.3	18	0
Harrison, Jerome	2	19	9.5	15	0
Dinkins, Darnell	1	8	8.0	8	0
Browns	305	3,866	12.7	78t	29
Opponents	340	3,867	11.4	42	29

INTERCEPTIONS	NO	YDS	AVG	LG	TD
Bodden, Leigh	6	75	12.5	26	0
Jones, Sean	5	37	7.4	26	0
Pool, Brodney	2	103	51.5	100t	1
McDonald, Brandon	2	0	0.0	0	0
Jackson, D'Qwell	1	1	1.0	1	0
Wright, Eric	1	0	0.0	0	0
Browns	17	216	12.7	100t	1
Opponents	20	422	21.1	71t	2

PUNTING	NO	YDS	AVG	NET	TB	IN	LG	B
Zastudil, Dave	49	2,046	41.8	34.6	4	14	64	0
Player, Scott	13	593	45.6	40.3	2	6	57	0
Ernstner, Paul	7	256	36.6	35.6	0	2	43	0
Browns	69	2,895	42.0	35.8	6	22	64	0
Opponents	69	2,774	40.2	32.9	5	19	69	0

PUNT RETURNS	NO	FC	YDS	AVG	LG	TD
Cribbs, Joshua	30	10	405	13.5	76t	1
Browns	30	10	405	13.5	76t	1
Opponents	34	8	308	9.1	94t	1

KICKOFF RETURNS	NO	YDS	AVG	LG	TD
Cribbs, Joshua	59	1,809	30.7	100t	2
Dinkins, Darnell	7	62	8.9	19	0
Wright, Jason	3	49	16.3	20	0
Friedman, Lennie	2	14	7.0	13	0
Jurevicius, Joe	1	9	9.0	9	0
Browns	72	1,943	27.0	100t	2
Opponents	76	1,590	20.9	65	0

FIELD GOALS	1-19	20-29	30-39	40-49	50+	TOT
Dawson, Phil	2/2	9/10	7/8	7/8	1/2	26/30
Browns	2/2	9/10	7/8	7/8	1/2	26/30
Opponents	1/1	12/12	11/11	8/11	0/0	32/35

STAFF PLAYERS 2017 SEASON HISTORY RECORDS GAME DAY

2008 (4-12)

COACH: Romeo Crennel
DIVISION FINISH: 4th AFC North
2008 USUAL STARTING LINEUPS

OFFENSE		DEFENSE	
WR 18	Donte' Stallworth	LE 99	Corey Williams
12	Syndric Steptoe	NT 92	Shaun Rogers
LT 73	Joe Thomas	RE 99	Shaun Smith
LG 65	Eric Steinbach	93	Louis Leonard
C 66	Hank Fraley	LOLB 55	Willie McGinest
RG 70	Rex Hadnot	MLB 54	Andra Davis
RT 77	Kevin Shaffer	WLB 52	D'Qwell Jackson
TE 80	Kellen Winslow	ROLB 95	Kameron Wimbley
82	Steve Heiden	LCB 24	Eric Wright
WR 17	Braylon Edwards	RCB 22	Brandon McDonald
QB 3	Derek Anderson	SS 26	Sean Jones
RB 31	Jamal Lewis	SS 20	Mike Adams
FB 47	Lawrence Vickers	FS 21	Brodney Pool
41	Charles Ali		

RADIO ANNOUNCERS:
Jim Donovan, Doug Dieken (WMM5 100.7 FM, WTAM 1100 AM)

DATE	RESULT	OPPONENT	ATT
9/7	L, 10-28	Dallas Cowboys	73,012
9/14	L, 6-10	Pittsburgh Steelers	73,048
9/21	L, 10-28	at Baltimore Ravens	71,104
9/28	W, 20-12	at Cincinnati Bengals	65,541
10/13	W, 35-14	New York Giants	73,102
10/19	L, 11-14	at Washington Redskins	90,487
10/26	W, 23-17	at Jacksonville Jaguars	64,775
11/2	L, 27-37	Baltimore Ravens	73,078
11/6	L, 30-34	Denver Broncos	73,141
11/17	W, 29-27	at Buffalo Bills	71,645
11/23	L, 6-16	Houston Texans	72,077
11/30	L, 6-10	Indianapolis Colts	72,411
12/7	L, 9-28	at Tennessee Titans	69,143
12/15	L, 10-30	at Philadelphia Eagles	69,144
12/21	L, 0-14	Cincinnati Bengals	72,361
12/28	L, 0-31	at Pittsburgh Steelers	63,553

TEAM STATISTICS		BROWNS	OPPONENT
Total First Downs		233	315
Rushing		84	125
Passing		127	176
Penalty		22	14
3rd Down: Made/Att		72/212	95/207
3rd Down Pct.		34.0	45.9
4th Down: Made/Att		6/14	11/17
4th Down Pct.		42.9	64.7
Possession Avg.		27:33	32:27
Total Net Yards		3,985	5,704
Avg. Per Game		249.1	356.5
Total Plays		921	1,004
Avg. Per Play		4.3	5.7
Net Yards Rushing		1,605	2,431
Avg. Per Game		100.3	151.9
Total Rushes		409	541
Net Yards Passing		2,380	3,273
Avg. Per Game		148.8	204.6
Sacked/Yards Lost		24/157	17/90
Gross Yards		2,537	3,363
Att./Completions		488/238	446/286
Completion Pct.		48.8	64.1
Had Intercepted		20	23
Punts/Average		76/45.3	59/40.7
Net Punting Avg.		76/39.3	59/34.1
Penalties/Yards		100/669	95/770
Fumbles/Ball Lost		17/6	19/8
Touchdowns		20	42
Rushing		6	16
Passing		11	19
Returns		3	7

SCORE BY PERIODS		1ST	2ND	3RD	4TH	OT	TOT
Browns		45	76	29	82	0	— 232
Opponents		51	119	74	106	0	— 350

SCORING	TD	RU	PA	RT	PT	FG	2PT	PTS
Dawson, Phil	0	0	0	0	18/18	30/36	0	108
Lewis, Jamal	4	4	0	0	0/0	0/0	0	24
Edwards, Braylon	3	0	3	0	0/0	0/0	2	22
Cribbs, Joshua	3	1	1	1	0/0	0/0	0	18

PASSING	ATT	CMP	YDS	PCT	AV/AT
Anderson, Derek	283	142	1,615	50.2	5.71
Dorsey, Ken	91	43	370	47.3	4.07
Quinn, Brady	89	45	518	50.6	5.82
Gradkowski, Bruce	21	7	26	33.3	1.24
Cribbs, Joshua	4	1	8	25.0	2.00
Browns	488	238	2,537	48.8	5.20
Opponents	446	286	3,363	64.1	7.54

Winslow, Kellen	3	0	3	0	0/0	0/0	0	18
Harrison, Jerome	2	1	1	0	0/0	0/0	0	12
Dinkins, Darnell	1	0	1	0	0/0	0/0	0	6
McDonald, Brandon	1	0	0	1	0/0	0/0	0	6
Stallworth, Donte'	1	0	1	0	0/0	0/0	0	6
Wright, Eric	1	0	0	1	0/0	0/0	0	6
Wright, Jason	1	0	1	0	0/0	0/0	0	6
Browns	20	6	11	3	18/18	30/36	2	232
Opponents	42	16	19	7	41/41	19/28	0	350

SACKS: S.Rogers 4.5, K.Wimbley 4.0, A.Hall 3.0, D.Jackson 2.0, B.Pool 1.0, W.McGinest 1.0, N.Sorenson 0.5, C.Williams 0.5, S.Thomas 0.5 **Browns: 17.0, Opponents: 24.0**

RUSHING	NO	YDS	AVG	LG	TD
Lewis, Jamal	279	1,002	3.6	29	4
Harrison, Jerome	34	246	7.2	72t	1
Cribbs, Joshua	29	167	5.8	27	1
Wright, Jason	23	85	3.7	11	0
Anderson, Derek	25	55	2.2	15	0
Vickers, Lawrence	10	31	3.1	10	0
Quinn, Brady	5	21	4.2	12	0
Gradkowski, Bruce	1	2	2.0	2	0
Dorsey, Ken	2	0	0.0	0	0
Stallworth, Donte'	1	-4	-4.0	-4	0
Browns	409	1,605	3.9	72t	6
Opponents	541	2,431	4.5	60	16

RECEIVING	NO	YDS	AVG	LG	TD
Edwards, Braylon	55	873	15.9	70	3
Winslow, Kellen	43	428	10.0	30	3
Heiden, Steve	23	249	10.8	51	0
Lewis, Jamal	23	178	7.7	18	0
Wright, Jason	22	156	7.1	17	1
Steptoe, Syndric	19	182	9.6	53	0
Stallworth, Donte'	17	170	10.0	19	1
Harrison, Jerome	12	116	9.7	23	1
Vickers, Lawrence	10	78	7.8	21	0
Dinkins, Darnell	5	41	8.2	22t	1
Ali, Charles	4	13	3.3	12	0
Cribbs, Joshua	2	18	9.0	17	1
Rucker, Martin	2	17	8.5	9	0
Sanders, Steve	1	18	18.0	18	0
Browns	238	2,537	10.7	70	11
Opponents	286	3,363	11.8	93t	19

INTERCEPTIONS	NO	YDS	AVG	LG	TD
McDonald, Brandon	5	146	29.2	98	1
Jones, Sean	4	27	6.8	20	0
Wright, Eric	3	131	43.7	94t	1
Pool, Brodney	3	45	15.0	24	0
Jackson, D'Qwell	3	29	9.7	16	0
Adams, Mike	2	18	9.0	18	0
Cousin, Terry	1	4	4.0	4	0
Davis, Andra	1	4	4.0	4	0
Wimbley, Kameron	1	2	2.0	2	0
Browns	23	406	17.7	98	2
Opponents	20	381	19.1	50t	5

PUNTING	NO	YDS	AVG	NET	TB	IN	LG	B
Zastudil, Dave	75	3,410	45.5	39.4	11	23	65	0
Dawson, Phil	1	33	33.0	33.0	0	1	33	0
Browns	76	3,443	45.3	39.3	11	24	65	0
Opponents	59	2,403	40.7	34.1	7	18	59	0

PUNT RETURNS	NO	FC	YDS	AVG	LG	TD
Cribbs, Joshua	28	7	228	8.1	32	0
Steptoe, Syndric	2	0	23	11.5	14	0
Browns	30	7	251	8.4	32	0
Opponents	32	7	235	7.3	44	0

KICKOFF RETURNS	NO	YDS	AVG	LG	TD
Cribbs, Joshua	44	1,110	25.2	92t	1
Dinkins, Darnell	3	37	12.3	14	0
Lawson, Gerard	3	72	24.0	43	0
Steptoe, Syndric	3	61	20.3	23	0
Ali, Charles	1	10	10.0	10	0
Cieslak, Brad	1	7	7.0	7	0
McKinney, Seth	1	0	0.0	0	0
Sowells, Isaac	1	0	0.0	0	0
Wright, Jason	1	15	15.0	15	0
Browns	58	1,312	22.6	92t	1
Opponents	53	1,228	23.2	98t	1

FIELD GOALS	1-19	20-29	30-39	40-49	50+	TOT
Dawson, Phil	0/0	10/10	12/14	5/6	3/6	30/36
Browns	0/0	10/10	12/14	5/6	3/6	30/36
Opponents	0/0	4/4	10/13	4/9	1/2	19/28

	TD	TD%	INT	INT%	LG	TKLD	RATING
Anderson, Derek	9	3.2	8	2.8	70	14/87	66.5
Dorsey, Ken	0	0.0	7	7.7	28	5/43	26.4
Quinn, Brady	2	2.2	2	2.2	42	1/9	66.6
Gradkowski, Bruce	0	0.0	3	14.3	12	4/18	2.8
Cribbs, Joshua	0	0.0	0	0.0	8	0/0	39.6
Browns	11	2.3	20	4.1	70	24/157	54.8
Opponents	19	4.3	23	5.2	93t	17/90	79.7

2009 (5-11)

COACH: Eric Mangini
DIVISION FINISH: 4th AFC North
2009 USUAL STARTING LINEUPS

OFFENSE		DEFENSE	
WR 16	Joshua Cribbs	LE 90	Kenyon Coleman
LT 73	Joe Thomas	NT 92	Shaun Rogers
LG 65	Eric Steinbach	RE 98	Robaire Smith
C 55	Alex Mack	OLB 95	Kameron Wimbley
RG 77	Floyd Womack	ILB 96	David Bowens
RT 78	John St. Clair	ILB 50	Eric Barton
TE 84	Robert Royal	93	Jason Trusnik
WR 11	Mohamed Massaquoi	OLB 96	David Bowens
QB 10	Brady Quinn	LCB 24	Eric Wright
3	Derek Anderson	RCB 22	Brandon McDonald
RB 31	Jamal Lewis	20	Mike Adams
35	Jerome Harrison	S 21	Brodny Pool
FB 47	Lawrence Vickers	S 26	Abram Elam

RADIO ANNOUNCERS:
Jim Donovan, Doug Dieken (WMMS 100.7 FM, WTAM 1100 AM)

DATE	RESULT	OPPONENT	ATT
9/13	L, 20-34	Minnesota Vikings	70,560
9/20	L, 6-27	at Denver Broncos	73,931
9/27	L, 3-34	at Baltimore Ravens	70,950
10/4	L, 20-23 (OT)	Cincinnati Bengals	69,844
10/11	W, 6-3	at Buffalo Bills	70,526
10/18	L, 14-27	at Pittsburgh Steelers	64,398
10/25	L, 3-31	Green Bay Packers	69,797
11/1	L, 6-30	at Chicago Bears	62,262
11/16	L, 0-16	Baltimore Ravens	69,023
11/22	L, 37-38	at Detroit Lions	43,170
11/29	L, 7-16	at Cincinnati Bengals	64,553
12/6	L, 23-30	San Diego Chargers	67,978
12/10	W, 13-6	Pittsburgh Steelers	69,009
12/20	W, 41-34	at Kansas City Chiefs	53,315
12/27	W, 23-9	Oakland Raiders	67,964
1/3	W, 23-17	Jacksonville Jaguars	66,935

TEAM STATISTICS	BROWNS	OPPONENT
Total First Downs	237	336
Rushing	102	120
Passing	118	189
Penalty	17	27
3rd Down: Made/Att	76/233	86/221
3rd Down Pct.	32.6	38.9
4th Down: Made/Att	10/15	10/20
4th Down Pct.	66.7	50.0
Possession Avg.	28:28	31:32
Total Net Yards	4,163	6,229
Avg. Per Game	260.2	389.3
Total Plays	971	1,072
Avg. Per Play	4.3	5.8
Net Yards Rushing	2,087	2,314
Avg. Per Game	130.4	144.6
Total Rushes	498	506
Net Yards Passing	2,076	3,915
Avg. Per Game	129.8	244.7
Sacked/Yards Lost	30/179	40/234
Gross Yards	2,255	4,149
Att./Completions	443/219	526/313
Completion Pct.	49.4	59.5
Had Intercepted	18	10
Punts/Average	94/42.3	77/43.1
Net Punting Avg.	94/37.8	77/35.4
Penalties/Yards	77/678	101/812
Fumbles/Ball Lost	21/13	17/9
Touchdowns	25	41
Rushing	10	15
Passing	11	22
Returns	4	4

SCORE BY PERIODS	1ST	2ND	3RD	4TH	OT	TOT
Browns	66	70	46	63	0	245
Opponents	65	132	87	88	3	375

SCORING	TD	RU	PA	RT	PAT	FG	2PT	PTS
Dawson, Phil	0	0	0	0	18/19	17/19	0	69
Harrison, Jerome	7	5	2	0	0/0	0/0	0	46
Cribbs, Joshua	6	1	1	4	0/0	0/0	0	36
Cundiff, Billy	0	0	0	0	4/4	6/6	0	22

PASSING	ATT	CMP	YDS	PCT	AVI/AT	TD	TD%	INT	INT%	LG	TKLD	RATING
Quinn, Brady	256	136	1,339	53.1	5.23	8	3.1	7	2.7	59t	19/104	67.2
Anderson, Derek	182	81	888	44.5	4.88	3	1.6	10	5.5	43	11/75	42.1
Cribbs, Joshua	4	1	18	25.0	4.50	0	0.0	1	25.0	18	0/0	6.3
Dawson, Phil	1	1	10	100.0	10.00	0	0.0	0	0.0	10	0/0	108.3
Browns	443	219	2,255	49.4	5.09	11	2.5	18	4.1	59t	30/179	55.8
Opponents	526	313	4,149	59.5	7.89	22	4.2	10	1.9	75t	40/234	90.6

Massaquoi, Mohamed	3	0	3	0	0/0	0/0	0	18
Anderson, Derek	2	2	0	0	0/0	0/0	0	12
Stuckey, Chansi	1	0	1	0	0/0	0/0	0	6
Gaines, Michael	1	0	1	0	0/0	0/0	0	6
Heiden, Steve	1	0	1	0	0/0	0/0	0	6
Jennings, Chris	1	1	0	0	0/0	0/0	0	6
Quinn, Brady	1	1	0	0	0/0	0/0	0	6
Royal, Robert	1	0	1	0	0/0	0/0	0	6
Vickers, Lawrence	1	0	1	0	0/0	0/0	0	6
Lewis, Jamal	0	0	0	0	0/0	0/0	1	2
Browns	25	10	11	4	22/23	23/25	1	245
Opponents	41	15	22	4	39/41	30/36	0	375

SACKS: K.Wimbley 6.5, D.Bowens 5.5, M.Roth 4.0, C.Williams 4.0, M.Benard 3.5, J.Trusnik 2.5, K.Maiava 2.5, S.Rogers 2.0, R.Smith 1.5, B.Schaefering 1.5, K.Coleman 1.5, H.Poteat 1.0, M.Adams 1.0, B.Pool 1.0, A.Elam 1.0, B.McDonald 1.0 **Browns: 40.0, Opponents: 30.0**

RUSHING	NO	YDS	AVG	LG	TD
Harrison, Jerome	194	862	4.4	71t	5
Lewis, Jamal	143	500	3.5	18	0
Cribbs, Joshua	55	381	6.9	37	1
Jennings, Chris	63	220	3.5	16	1
Quinn, Brady	20	98	4.9	24	1
Davis, James	9	15	1.7	5	0
Anderson, Derek	10	8	0.8	3	2
Stuckey, Chansi	2	6	3.0	6	0
Hodges, Reggie	1	0	0.0	0	0
Massaquoi, Mohamed	1	-3	-3.0	-3	0
Browns	498	2,087	4.2	71t	10
Opponents	506	2,314	4.6	64t	15

RECEIVING	NO	YDS	AVG	LG	TD
Massaquoi, Mohamed	34	624	18.4	59t	3
Harrison, Jerome	34	220	6.5	18	2
Furry, Mike	23	170	7.4	22	0
Cribbs, Joshua	20	135	6.8	35	1
Stuckey, Chansi	19	198	10.4	40t	1
Moore, Evan	12	158	13.2	24	0
Royal, Robert	11	134	12.2	29	1
Edwards, Brayton	10	139	13.9	24	1
Heiden, Steve	10	73	7.3	14	0
Jennings, Chris	9	56	6.2	19	0
Lewis, Jamal	8	88	11.0	19	0
Vickers, Lawrence	8	27	3.4	12	1
Robiskie, Brian	7	106	15.1	43	1
Gaines, Michael	5	59	11.8	24	0
Estandia, Greg	4	45	11.3	18	0
Davis, James	4	5	1.3	2	0
Quinn, Brady	1	18	18.0	18	0
Browns	219	2,255	10.3	59t	11
Opponents	313	4,149	13.3	75t	22

INTERCEPTIONS	NO	YDS	AVG	LG	TD
Wright, Eric	4	74	18.5	47	0
Pool, Brodney	4	33	8.3	32	0
McDonald, Brandon	1	39	39.0	39	0
Bowens, David	1	15	15.0	15	0
Browns	10	161	16.1	47	0
Opponents	18	281	15.6	48t	2

PUNTING	NO	YDS	AVG	NET	TB	IN	LG	B
Hodges, Reggie	45	1,789	39.8	36.4	3	15	54	0
Zastudil, Dave	49	2,188	44.7	39.1	5	25	60	0
Browns	94	3,977	42.3	37.8	8	40	60	0
Opponents	77	3,322	43.1	35.4	7	26	66	0

PUNT RETURNS	NO	FC	YDS	AVG	LG	TD
Cribbs, Joshua	38	3	452	11.9	67t	1
Lawson, Gerard	1	0	4	4.0	4	0
Browns	39	3	456	11.7	67t	1
Opponents	40	21	262	6.6	36	0

KICKOFF RETURNS	NO	YDS	AVG	LG	TD
Cribbs, Joshua	56	1,542	27.5	103t	3
Lawson, Gerard	5	43	8.6	13	0
Harrison, Jerome	3	55	18.3	39	0
Elam, Abram	1	9	9.0	9	0
Estandia, Greg	1	9	9.0	9	0
Furray, Mike	1	12	12.0	12	0
Trusnik, Jason	1	9	9.0	9	0
Vickers, Lawrence	1	0	0.0	0	0
Browns	69	1,670	24.2	103t	3
Opponents	52	984	18.9	46	0

FIELD GOALS	1-19	20-29	30-39	40-49	50+	TOT
Dawson, Phil	0/0	7/7	5/5	5/6	0/1	17/19
Cundiff, Billy	1/1	4/4	1/1	0/0	0/0	6/6
Browns	1/1	11/11	6/6	5/6	0/1	23/25
Opponents	1/1	7/8	15/18	5/6	2/3	30/36

2010 (5-11)

COACH: Eric Mangini
DIVISION FINISH: 3rd AFC North
2010 USUAL STARTING LINEUPS

OFFENSE		DEFENSE	
WR 11	Mohamed Massaquoi	LE 90	Kenyon Coleman
LT 73	Joe Thomas	NT 71	Ahyba Rubin
LG 65	Eric Steinbach	RE 91	Brian Schaefering
C 55	Alex Mack	OLB 53	Matt Roth
RG 77	Floyd Womack	ILB 51	Chris Cocong
RT 78	John St. Clair	HDB 50	Eric Barton
TE 82	Benjamin Watson	OLB 99	Scott Fujita
WR 80	Brian Robiskie	LCB 21	Eric Wright
QB 12	Colt McCoy	RCB 24	Sheldon Brown
RB 40	Peyton Hillis	S 43	T.J. Ward
FB 47	Lawrence Vickers	S 26	Abram Elam

RADIO ANNOUNCERS:
 Jim Donovan, Doug Dieken (WMMS 100.7 FM, WTAM 1100 AM)

DATE	RESULT	OPPONENT	ATT
9/12	L 14-17	at Tampa Bay Buccaneers	47,211
9/19	L 14-16	Kansas City Chiefs	65,377
9/26	L 17-24	at Baltimore Ravens	71,119
10/3	W 23-20	Cincinnati Bengals	66,731
10/10	L 10-20	Atlanta Falcons	65,290
10/17	L 10-28	at Pittsburgh Steelers	65,168
10/24	W 30-17	at New Orleans Saints	70,077
11/7	W 34-14	New England Patriots	66,292
11/14	L 20-26 (OT)	New York Jets	67,449
11/21	L 20-24	at Jacksonville Jaguars	62,254
11/28	W 24-23	Carolina Panthers	64,463
12/5	W 13-10	at Miami Dolphins	65,942
12/12	L 6-13	at Buffalo Bills	50,861
12/19	L 17-19	at Cincinnati Bengals	56,342
12/26	L 10-20	Baltimore Ravens	65,028
1/2	L 9-41	Pittsburgh Steelers	68,303

TEAM STATISTICS	BROWNS	OPPONENT
Total First Downs	265	317
Rushing	87	102
Passing	154	195
Penalty	24	20
3rd Down: Made/Att	75/202	96/224
3rd Down Pct.	37.1	42.9
4th Down: Made/Att	5/7	11/15
4th Down Pct.	71.4	73.3
Possession Avg.	27:55	32:05
Total Net Yards	4,635	5,601
Avg. Per Game	269.7	350.1
Total Plays	927	1,041
Avg. Per Play	5.0	5.4
Net Yards Rushing	1,646	2,070
Avg. Per Game	102.9	129.4
Total Rushes	413	505
Net Yards Passing	2,989	3,531
Avg. Per Game	186.8	220.7
Sacked/Yards Lost	36/214	29/178
Gross Yards	3,203	3,709
Att./Completions	478/296	507/309
Completion Pct.	61.9	60.9
Had Intercepted	18	19
Punts/Average	78/43.9	64/44.0
Net Punting Avg.	39.0	37.8
Penalties/Yards	78/675	85/741
Fumbles/Ball Lost	29/11	16/9
Touchdowns	29	36
Rushing	13	7
Passing	13	26
Returns	3	3

SCORE BY PERIODS	1ST	2ND	3RD	4TH	OT	TOT
Browns	77	91	37	66	0	— 271
Opponents	40	134	47	105	6	— 332

SCORING	TD	RU	PA	RT	PAT	FG	2PT	PTS
Dawson, Phil	0	0	0	0	28/28	23/28	0	97
Hillis, Peyton	13	11	2	0	0/0	0/0	0	78
Robiskie, Brian	3	0	3	0	0/0	0/0	0	18
Watson, Benjamin	3	0	3	0	0/0	0/0	0	18
Massaquoi, Mohamed	2	0	2	0	0/0	0/0	0	12
Bowens, David	2	0	0	2	0/0	0/0	0	12
Royal, Robert	1	0	1	0	0/0	0/0	0	6
McCoy, Colt	1	1	0	0	0/0	0/0	0	6
Cribbs, Joshua	1	0	1	0	0/0	0/0	0	6

PASSING	ATT	CMP	YDS	PCT	AVI/AT	TD	TD%	INT	INT%	LG	TKLD	RATING
McCoy, Colt	222	135	1,576	60.8	7.1	6	2.7	9	4.1	47	23/132	74.5
Delhomme, Jake	149	93	872	62.4	5.9	2	1.3	7	4.7	49	6/49	63.4
Wallace, Seneca	101	64	694	63.4	6.9	4	4.0	2	2.0	65t	6/33	88.5
Massaquoi, Mohamed	1	1	29	100.0	29.0	1	100.0	0	0.0	29t	0/0	158.3
Cribbs, Joshua	3	2	19	66.7	6.3	0	0.0	0	0.0	10	1/0	84.0
Hillis, Peyton	2	1	13	50.0	6.5	0	0.0	0	0.0	13	0/0	70.0
Browns	478	296	3,203	61.9	6.7	13	2.7	18	3.8	65t	36/214	75.0
Opponents	507	309	3,709	60.9	7.3	26	5.1	19	3.7	78t	29/178	84.8

Elam, Abram 1 0 0 1 0/0 0/0 0 6
 Stuckey, Chansi 1 1 0 0 0/0 0/0 0 6
 Moore, Evan 29 13 13 3 28/28 23/28 0 271
 Browns 36 7 26 3 35/35 27/36 0 332
SACKS: M. Benard 7.5, S. Fujita 3.5, M. Roth 3.5, K. Coleman 2.5, A. Rubin 2.0, A. Elam 2.0, S. Rogers 2.0, C. Cocong 2.0, M. Adams 1.0, J. Trusnik 1.0, J. Haden 1.0, D. Bowens 0.5, D. Robinson 0.5
Browns: 29.0, Opponents: 36.0

RUSHING	NO	YDS	AVG	LG	TD
Hillis, Peyton	270	1,177	4.4	48	11
McCoy, Colt	28	136	4.9	18	1
Harrison, Jerome	31	91	2.9	39	0
Bell, Mike	31	71	2.3	11	0
Hodges, Reggie	1	68	68.0	68	0
Cribbs, Joshua	20	66	3.3	19	0
Vickers, Lawrence	5	11	2.2	3	0
Wallace, Seneca	7	9	1.3	6	0
Davis, James	4	9	2.3	4	0
Stuckey, Chansi	3	9	3.0	11t	1
Mitchell, Carlton	1	9	9.0	9	0
Clayton, Thomas	1	0	0.0	0	0
Watson, Benjamin	1	-1	-1.0	-1	0
Delhomme, Jake	8	-2	-0.3	2	0
Massaquoi, Mohamed	1	-3	-3.0	-3	0
Figurs, Yaron	1	-4	-4.0	-4	0
Browns	413	1,646	4.0	68	13
Opponents	505	2,070	4.1	55	7

RECEIVING	NO	YDS	AVG	LG	TD
Watson, Benjamin	68	763	11.2	44	3
Hillis, Peyton	61	477	7.8	47	2
Stuckey, Chansi	40	346	8.7	25	0
Massaquoi, Mohamed	36	483	13.4	41t	2
Robiskie, Brian	29	310	10.7	46t	3
Cribbs, Joshua	23	292	12.7	65t	1
Moore, Evan	16	322	20.1	49	1
Bell, Mike	6	62	10.3	28	0
Royal, Robert	5	56	11.2	20t	1
Harrison, Jerome	4	42	10.5	23	0
Vickers, Lawrence	4	15	3.8	10	0
McCoy, Colt	1	13	13.0	13	0
Wallace, Seneca	1	9	9.0	9	0
Aiken, Sam	1	7	7.0	7	0
Smith, Alex	1	6	6.0	6	0
Browns	296	3,203	10.8	65t	13
Opponents	309	3,709	12.0	78t	26

INTERCEPTIONS	NO	YDS	AVG	LG	TD
Haden, Joe	6	101	16.8	62	0
Bowens, David	2	94	47.0	64t	2
Adams, Mike	2	51	25.5	26	0
Ward, T.J.	2	39	19.5	23	0
Elam, Abram	2	18	9.0	18	0
Brown, Sheldon	2	0	0.0	0	0
Fujita, Scott	1	16	16.0	16	0
Rubin, Ahyba	1	1	1.0	1	0
Wright, Eric	0	0	0.0	0	0
Browns	19	320	16.8	64t	2
Opponents	18	267	14.8	64	3

PUNTING	NO	YDS	AVG	NET	TB	IN	LG	B
Hodges, Reggie	78	3,424	43.9	39.0	5	29	59	0
Browns	78	3,424	43.9	39.0	5	29	59	0
Opponents	64	2,817	44.0	37.8	8	27	61	0

PUNT RETURNS	NO	FC	YDS	AVG	LG	TD
Cribbs, Joshua	20	6	168	8.4	17	0
Stuckey, Chansi	2	3	5	2.5	5	0
Wright, Eric	0	0	62	0	62	0
Smith, Clifford	0	2	0	0	0	0
Browns	22	11	235	10.7	62	0
Opponents	40	13	285	7.1	33	0

KICKOFF RETURNS	NO	YDS	AVG	LG	TD
Cribbs, Joshua	40	814	20.4	37	0
Smith, Clifford	5	92	18.4	26	0
Bell, Mike	5	55	11.0	31	0
Haden, Joe	4	96	24.0	32	0
Ventrone, Ray	4	47	11.8	17	0
Harrison, Jerome	4	32	8.0	10	0
Benard, Marcus	4	26	6.5	11	0
Vickers, Lawrence	1	11	6.5	11	0
Davis, James	1	11	11.0	11	0
Cocong, Chris	1	5	5.0	5	0
Browns	70	1,191	17.0	37	0
Opponents	54	959	17.8	32	0

FIELD GOALS	1-19	20-29	30-39	40-49	50+	TOT
Dawson, Phil	3/3	7/7	10/10	3/5	0/3	23/28
Browns	3/3	7/7	10/10	3/5	0/3	23/28
Opponents	1/1	11/12	6/7	8/14	1/2	27/36

2011 (4-12)

COACH: Pat Shurmur
DIVISION FINISH: 4th AFC North
2011 USUAL STARTING LINEUPS

OFFENSE			DEFENSE		
WR 11	Mohamed Massaquoi	LE 97	Jabaal Sheard		
LT 73	Joe Thomas	DT 98	Phil Taylor		
LG 62	Jason Pinkston	DT 71	Ahtyba Rubin		
C 55	Alex Mack	RE 92	Jayne Mitchell		
RG 66	Shawn Lauvaau	SLB 99	Scott Fujita		
RT 79	Tony Pashos	MLB 52	D'Qwell Jackson		
TE 82	Benjamin Watson	WLB 51	Chris Gocong		
WR 15	Greg Little	LCB 23	Joe Haden		
OB 12	Colt McCoy	RCB 24	Sheldon Brown		
RB 40	Peyton Hillis	FS 20	Mike Adams		
WR 16	Joshua Cribbs	SS 43	T.J. Ward		
			Usama Young		

RADIO ANNOUNCERS:
 Jim Donovan, Doug Dieken (WMMS 100.7 FM, WTAM 1100 AM)

DATE	RESULT	OPPONENT	ATT
9/11	L, 17-27	Cincinnati Bengals	67,321
9/18	W, 27-19	at Indianapolis Colts	65,035
9/25	W, 17-16	Miami Dolphins	66,651
10/2	L, 13-31	Tennessee Titans	66,240
10/16	L, 17-24	at Oakland Raiders	57,300
10/23	W, 6-3	Seattle Seahawks	66,350
10/30	L, 10-20	at San Francisco 49ers	69,732
11/6	L, 12-30	at Houston Texans	71,511
11/13	L, 12-13	St. Louis Rams	64,900
11/20	W, 14-10	Jacksonville Jaguars	63,498
11/27	L, 20-23	at Cincinnati Bengals	48,260
12/4	L, 10-24	Baltimore Ravens	63,648
12/6	L, 3-14	at Pittsburgh Steelers	60,754
12/18	L, 17-20 (OT)	at Arizona Cardinals	60,443
12/24	L, 14-20	at Baltimore Ravens	71,083
1/1	L, 9-13	Pittsburgh Steelers	68,266

TEAM STATISTICS		BROWNS	OPPONENT
Total First Downs		278	301
Rushing		77	124
Passing		173	149
Penalty		28	28
3rd Down: Made/Att		92/238	95/230
3rd Down Pct.		38.7	41.3
4th Down: Made/Att		10/18	6/14
4th Down Pct.		55.6	42.9
Possession Avg.		29:07	30:53
Total Net Yards		4,621	5,318
Avg. Per Game		288.8	332.4
Total Plays		1,024	1,035
Avg. Per Play		4.5	5.1
Net Yards Rushing		1,531	2,359
Avg. Per Game		95.7	147.4
Total Rushes		415	534
Net Yards Passing		3,090	2,959
Avg. Per Game		193.1	184.9
Sacked/Yards Lost		39/210	32/199
Gross Yards		3,300	3,158
Att./Completions		570/320	469/265
Completion Pct.		56.1	56.5
Had Intercepted		13	9
Punts/Average		89/40.1	76/46.1
Net Punting Avg.		36.3	37.9
Penalties/Yards		95/847	90/726
Fumbles/Ball Lost		22/6	20/11
Touchdowns		21	31
Rushing		4	12
Passing		16	16
Returns		1	3

SCORE BY PERIODS	1ST	2ND	3RD	4TH	OT	TOT
Browns	26	83	35	74	0	218
Opponents	82	94	62	66	3	307

SCORING	TD	RU	PA	RT	PAT	FG	2PT	PTS
Dawson, Phil	0	0	0	0	20/20	24/29	0	92
Cribbs, Joshua	5	0	4	1	0/0	0/0	0	30
Moore, Evan	4	0	4	0	0/0	0/0	0	24

Hillis, Peyton	3	3	0	0	0/0	0/0	0	18
Little, Greg	2	0	2	0	0/0	0/0	0	12
Massaquoi, Mohamed	2	0	2	0	0/0	0/0	0	12
Watson, Benjamin	2	0	2	0	0/0	0/0	0	12
Norwood, Jordan	1	0	1	0	0/0	0/0	0	6
Ogbonnaya, Chris	1	1	0	0	0/0	0/0	0	6
Smith, Alex	1	0	1	0	0/0	0/0	0	6
Browns	21	4	16	1	20/20	24/29	0	218
Opponents	31	12	16	3	31/31	30/34	0	307

SACKS: J. Sheard 8.5, A. Rubin 5.0, P. Taylor 4.0, D. Jackson 3.5, C. Gocong 3.5, J. Mitchell 1.5, S. Paxson 1.0, T. Brown 1.0, J. Haden 1.0, T. Ward 1.0, Team 1.0, M. Benard 0.5, B. Schaefering 0.5
Browns: 32.0, Opponents: 39.0

RUSHING	NO	YDS	AVG	LG	TD
Hillis, Peyton	161	587	3.6	24t	3
Ogbonnaya, Chris	73	334	4.6	40	1
Hardesty, Montario	88	266	3.0	19	0
McCoy, Colt	61	212	3.5	20	0
Wallace, Seneca	7	70	10.0	27	0
Cribbs, Joshua	7	25	3.6	15	0
Little, Greg	3	15	5.0	13	0
Clayton, Thomas	8	12	1.5	4	0
Marecic, Owen	4	8	2.0	3	0
Smith, Armond	3	2	0.7	6	0
Browns	415	1,531	3.7	40	4
Opponents	534	2,359	4.4	67	12

RECEIVING	NO	YDS	AVG	LG	TD
Little, Greg	61	709	11.6	76t	2
Cribbs, Joshua	41	518	12.6	45t	4
Watson, Benjamin	37	410	11.1	34t	2
Moore, Evan	34	324	9.5	33	4
Massaquoi, Mohamed	31	384	12.4	56	2
Norwood, Jordan	23	268	11.7	51	1
Ogbonnaya, Chris	23	165	7.2	19	0
Hillis, Peyton	22	130	5.9	52	0
Smith, Alex	14	131	9.4	20	1
Hardesty, Montario	14	122	8.7	27	0
Cameron, Jordan	6	33	5.5	15	0
Marecic, Owen	5	31	6.2	11	0
Mitchell, Carlton	3	31	10.3	19	0
Robiskie, Brian	3	25	8.3	14	0
Wallace, Seneca	1	21	21.0	21	0
Clayton, Thomas	1	3	3.0	3	0
McCoy, Colt	1	-5	-5.0	-5	0
Browns	320	3,300	10.3	76t	16
Opponents	265	3,158	11.9	80t	16

INTERCEPTIONS	NO	YDS	AVG	LG	TD
Adams, Mike	3	33	11.0	29	0
Brown, Sheldon	2	0	0.0	0	0
Young, Usama	1	28	28.0	28	0
Jackson, D'Qwell	1	24	24.0	24	0
Skrine, Buster	1	5	5.0	5	0
Fujita, Scott	1	3	3.0	3	0
Browns	9	93	10.3	29	0
Opponents	13	241	18.5	97t	1

PUNTING	NO	YDS	AVG	NET	TB	IN	LG	B
Maynard, Brad	81	3,282	40.5	36.7	1	32	63	0
McGee, Richmond	8	288	36.0	31.6	1	0	48	0
Browns	89	3,570	40.1	36.3	2	32	63	0
Opponents	76	3,505	46.1	37.9	10	19	67	0

PUNT RETURNS	NO	FC	YDS	AVG	LG	TD
Cribbs, Joshua	34	8	388	11.4	84t	1
Norwood, Jordan	4	1	35	8.8	14	0
Browns	38	9	423	11.1	84t	1
Opponents	26	28	303	11.7	68t	1

KICKOFF RETURNS	NO	YDS	AVG	LG	TD
Cribbs, Joshua	39	974	25.0	63	0
Marecic, Owen	4	46	11.5	13	0
Skrine, Buster	3	72	24.0	32	0
Adams, Mike	2	42	21.0	30	0
Browns	48	1,134	23.6	63	0
Opponents	46	1,055	22.9	101t	1

FIELD GOALS	1-19	20-29	30-39	40-49	50+	TOT
Dawson, Phil	0/0	7/9	3/4	7/8	7/8	24/29
Browns	0/0	7/9	3/4	7/8	7/8	24/29
Opponents	1/1	14/14	6/7	7/9	2/3	30/34

PASSING	ATT	CMP	YDS	PCT	AV/AT	TD	TD%	INT	INT%	LG	TKLD	RATNG
McCoy, Colt	463	265	2,733	57.2	5.9	14	3.0	11	2.4	56	32/173	74.6
Wallace, Seneca	107	55	567	51.4	5.3	2	1.9	2	1.9	76t	6/30	65.5
Cribbs, Joshua	0	0	0	0.0	0.0	0	0.0	0	0.0	0	1/7	0.0
Browns	570	320	3,300	56.1	5.8	16	2.8	13	2.3	76t	39/210	72.8
Opponents	469	265	3,158	56.5	6.7	16	3.4	9	1.9	80t	32/199	80.6

2012 (5-11)

COACH: Pat Shurmur
DIVISION FINISH: 4th AFC North
2012 USUAL STARTING LINEUPS

OFFENSE			DEFENSE		
WR 15	Greg Little	LE 97	Jabaa! Sheard		
LT 73	Joe Thomas	DT 98	Phil Taylor		
LG 77	John Greco	DT 71	Ahtyba Rubin		
C 55	Alex Mack	RE 92	Frostee Rucker		
RG 66	Shawn Lauvao	SLB 50	James-Michael Johnson		
RT 72	Mitchell Schwartz	MLB 52	D'Qwell Jackson		
TE 82	Benjamin Watson	WLB 56	Kalka Maiva		
WR 13	Josh Gordon	LCB 23	Joe Haden		
QB 3	Brandon Weeden	RCB 24	Sheldon Brown		
RB 33	Trent Richardson	FS 28	Usama Young		
TE 84	Jordan Cameron	SS 43	T.J. Ward		

RADIO ANNOUNCERS:
 Jim Donovan, Doug Dieken (WMMS 100.7 FM, WTAM 1100 AM)

DATE	RESULT	OPPONENT	ATT
9/9	L, 16-17	Philadelphia Eagles	68,693
9/16	L, 27-34	at Cincinnati Bengals	63,036
9/23	L, 14-24	Buffalo Bills	69,353
9/27	L, 16-23	at Baltimore Ravens	70,944
10/7	L, 27-41	at New York Giants	79,911
10/14	W, 34-24	Cincinnati Bengals	67,060
10/21	L, 13-17	at Indianapolis Colts	64,560
10/28	W, 7-6	San Diego Chargers	65,337
11/4	L, 15-25	Baltimore Ravens	65,449
11/18	L, 20-23 (OT)	at Dallas Cowboys	81,936
11/25	W, 20-14	Pittsburgh Steelers	69,661
12/2	W, 20-17	at Oakland Raiders	43,641
12/9	W, 30-7	Kansas City Chiefs	62,422
12/16	L, 21-38	Washington Redskins	65,083
12/23	L, 12-34	at Denver Broncos	76,351
12/30	L, 10-24	at Pittsburgh Steelers	51,831

TEAM STATISTICS	BROWNS	OPPONENT
Total First Downs	279	345
Rushing	71	104
Passing	185	203
Penalty	23	38
3rd Down: Made/Att	67/218	85/223
3rd Down Pct.	30.7	38.1
4th Down: Made/Att	7/16	7/11
4th Down Pct.	43.8	63.6
Possession Avg.	27:59	32:01
Total Net Yards	5,028	5,821
Avg. Per Game	314.3	363.8
Total Plays	998	1,095
Avg. Per Play	5.0	5.3
Net Yards Rushing	1,593	1,898
Avg. Per Game	99.6	118.6
Total Rushes	396	457
Net Yards Passing	3,435	3,923
Avg. Per Game	214.7	245.2
Sacked/Yards Lost	36/233	38/233
Gross Yards	3,668	4,156
Att./Completions	566/328	600/378
Completion Pct.	58.0	63.0
Had Intercepted	18	17
Punts/Average	90/41.8	88/46.0
Net Punting Avg.	90/37.1	88/37.0
Penalties/Yards	113/1,005	120/1008
Fumbles/Ball Lost	22/8	25/12
Touchdowns	31	44
Rushing	12	14
Passing	16	27
Returns	3	3

SCORE BY PERIODS	1ST	2ND	3RD	4TH	OT	TOT		
Browns	50	89	69	94	0	302		
Opponents	84	96	75	110	3	368		
SCORING	TD	RU	PA	RT	PAT	FG	2PT	PTS
Dawson, Phil	0	0	0	0	29/29	29/31	0	116
Richardson, Trent	12	11	1	0	0/0	0/0	0	72
Gordon, Josh	5	0	5	0	0/0	0/0	0	30
Little, Greg	4	0	4	0	0/0	0/0	0	24
Benjamin, Travis	3	0	2	1	0/0	0/0	0	18

Watson, Benjamin	3	0	3	0	0/0	0/0	0	18
Brown, Sheldon	1	0	0	1	0/0	0/0	0	6
Cameron, Jordan	1	0	1	0	0/0	0/0	0	6
Hardesty, Montario	1	1	0	0	0/0	0/0	0	6
Jackson, D'Qwell	1	0	0	1	0/0	0/0	0	6
Browns	31	12	16	3	29/29	29/31	0	302
Opponents	44	14	27	3	42/42	20/24	0	368

SACKS: J. Sheard 7, J. Parker 6, F. Rucker 4, D. Jackson 3.5, J. Hughes 3.0, K. Maiva 2.0, A. Rubin 2.0, U. Young 1.5, S. Brown 1.0, L.J. Fort 1.0, S. Fujita 1.0, C. Robertson 1.0, E. Stephens 1.0, P. Taylor 1.0, T.J. Ward 1.0, B. Winn 1.0, Team 1
Browns: 38.0, Opponents: 36.0

RUSHING	NO	YDS	AVG	LG	TD
Richardson, Trent	267	950	3.6	32t	11
Hardesty, Montario	65	271	4.2	25	1
Weeden, Brandon	27	111	4.1	25	0
Benjamin, Travis	6	66	11.0	35	0
Jackson, Brandon	8	54	6.8	25	0
Cribbs, Josh	6	42	7.0	16	0
Ventrone, Ray	1	35	35.0	35	0
Ogbonnaya, Chris	8	30	3.8	9	0
Little, Greg	2	15	7.5	17	0
McCoy, Colt	4	15	3.8	15	0
Lewis, Thaddeus	1	3	3.0	3	0
Norwood, Jordan	1	1	1.0	1	0
Browns	396	1,593	4.0	35	12
Opponents	457	1,898	4.2	80t	14

RECEIVING	NO	YDS	AVG	LG	TD
Little, Greg	53	647	12.2	43	4
Richardson, Trent	51	367	7.2	27	1
Gordon, Josh	50	805	16.1	71t	5
Watson, Benjamin	49	501	10.2	27	3
Ogbonnaya, Chris	24	187	7.8	38	0
Cameron, Jordan	20	226	11.3	28	1
Benjamin, Travis	18	296	16.6	69t	2
Massquoi, Mohamed	17	254	14.9	54	0
Norwood, Jordan	13	137	10.5	27	0
Smith, Alex	13	47	3.6	17	0
Cooper, Josh	8	106	13.3	28	0
Cribbs, Josh	7	63	9.0	24	0
Jackson, Brandon	2	20	10.0	14	0
Hardesty, Montario	2	16	8.0	9	0
Smelley, Brad	1	3	3.0	3	0
Weeden, Brandon	0	-9	-9.0	-9	0
Browns	328	3,668	11.2	71t	16
Opponents	378	4,156	11.0	64t	27

INTERCEPTIONS	NO	YDS	AVG	LG	TD
Haden, Joe	3	64	21.3	50	0
Young, Usama	3	44	14.7	44	0
Brown, Sheldon	3	20	6.7	19t	1
Jackson, D'Qwell	2	31	15.5	27t	1
Robertson, Craig	2	1	0.5	1	0
Ward, T.J.	1	37	37.0	37	0
Gipson, Tashawn	1	23	23.0	23	0
Fort, L.J.	1	10	10.0	10	0
Winn, Billy	1	0	0.0	0	0
Browns	17	230	13.5	50	2
Opponents	18	296	16.4	63t	2

PUNTING	NO	YDS	AVG	NET	TB	IN	LG	B
Hodges, Reggie	90	3,766	41.8	37.1	4	29	58	0
Browns	90	3,766	41.8	37.1	4	29	58	0
Opponents	88	4,044	46.0	37.0	9	27	66	0

PUNT RETURNS	NO	FC	YDS	AVG	LG	TD
Cribbs, Joshua	38	8	457	12.0	60	0
Benjamin, Travis	3	1	149	49.7	93t	1
Browns	41	9	606	14.8	93t	1
Opponents	34	26	343	10.1	81t	1

KICKOFF RETURNS	NO	YDS	AVG	LG	TD
Cribbs, Joshua	43	1,178	27.4	74	0
Benjamin, Travis	3	76	25.3	29	0
Hagg, Eric	2	8	4.0	5	0
Johnson, James-Michael	1	0	0.0	0	0
Stephens, Emmanuel	1	7	7.0	7	0
Browns	50	1,269	25.4	74	0
Opponents	43	853	19.8	34	0

FIELD GOALS	1-19	20-29	30-39	40-49	50+	TOT
Dawson, Phil	0/0	8/9	8/9	6/6	7/7	29/31
Browns	0/0	8/9	8/9	6/6	7/7	29/31
Opponents	0/0	2/3	7/7	10/12	1/2	20/24

PASSING	ATT	CMP	YDS	PCT	AV/AT	TD	2D%	INT	INT%	LG	TKLD	RATNG
Weeden, Brandon	517	297	3,385	57.4	6.55	14	2.7	17	3.3	71t	28/186	72.6
Lewis, Thaddeus	32	22	204	68.8	6.38	1	3.1	1	3.1	23	3/14	83.3
McCoy, Colt	17	9	79	52.9	4.65	1	5.9	0	0.0	21	4/25	85.2
Browns	566	328	3,668	58.0	6.48	16	2.8	18	3.2	71t	36/233	73.5
Opponents	600	378	4,156	63.0	6.93	27	4.5	17	2.8	64t	38/233	86.6

2014 (7-9)

COACH: Mike Pettine

DIVISION FINISH: 4th AFC North

2014 USUAL STARTING LINEUPS

OFFENSE

		DEFENSE	
WR 16	Andrew Hawkins	RE 92	Desmond Bryant
LT 73	Joe Thomas	NT 71	Ahtyba Rubin
LG 75	Joel Bitonio	LE 98	Phil Taylor
C 55	Alex Mack	90	Billy Winn
68	Nick McDonald	OLB 99	Paul Kruger
RG 77	John Greco	ILB 56	Karlos Dansby
RT 72	Mitchell Schwartz	ILB 53	Craig Robertson
TE 84	Jordan Cameron	58	Chris Kirksey
81	Jim Dray	OLB 51	Barkevino Mingo
WR 19	Miles Austin	LCB 23	Joe Haden
QB 6	Brian Hoyer	RCB 22	Buster Skrine
RB 44	Ben Tate	FS 39	Tashaun Gipson
28	Terrance West	SS 31	Donte Whitner
FB 48	Ray Agnew		

RADIO ANNOUNCERS:

Jim Donovan, Doug Dieken (92.3 The Fan WKRM-FM, ESPN 850 WKRN, WNCX 98.5 FM)

DATE	RESULT	OPPONENT	ATT
09/7	L, 27-30	at Pittsburgh Steelers	64,598
09/14	W, 26-24	New Orleans Saints	67,407
09/21	L, 21-23	Baltimore Ravens	67,407
10/5	W, 29-28	at Tennessee Titans	69,143
10/12	W, 31-10	Pittsburgh Steelers	67,431
10/19	L, 6-24	at Jacksonville Jaguars	61,341
10/26	W, 23-13	Oakland Raiders	67,431
11/2	W, 22-17	Tampa Bay Buccaneers	67,431
11/6	W, 24-3	at Cincinnati Bengals	85,871
11/16	L, 7-23	Houston Texans	67,431
11/23	W, 26-24	at Atlanta Falcons	70,046
11/30	L, 10-26	at Buffalo Bills	68,576
12/7	L, 24-25	Indianapolis Colts	67,431
12/14	L, 0-30	Cincinnati Bengals	67,431
12/21	L, 13-17	at Carolina Panthers	73,810
12/28	L, 10-20	at Baltimore Ravens	71,070

TEAM STATISTICS

	BROWNS	OPPONENT
Total First Downs	294	348
Rushing	88	126
Passing	179	184
Penalty	27	38
3rd Down: Made/Att	61/207	90/239
3rd Down Pct.	29.5	37.7
4th Down: Made/Att	5/14	11/18
4th Down Pct.	35.7	61.1
Possession Avg.	28:13	31:47
Total Net Yards	5193	5857
Avg. Per Game	324.6	366.1
Total Plays	1010	1118
Avg. Per Play	5.1	5.2
Net Yards Rushing	1728	2265
Avg. Per Game	108.0	141.6
Total Rushes	477	500
Net Yards Passing	3465	3592
Avg. Per Game	216.6	224.5
Sacked/Yards Lost	31/213	31/191
Gross Yards	3678	3783
Att./Completions	502/274	587/335
Completion Pct.	54.6	57.1
Had Intercepted	16	21
Punts/Average	93/44.3	86/44.1
Net Punting Avg.	93/39.2	86/40.1
Penalties/Yards	116/932	98/769
Fumbles/Ball Lost	16/7	22/8
Touchdowns	32	36
Rushing	17	13
Passing	12	22
Returns	3	1

SCORE BY PERIODS	1ST	2ND	3RD	4TH	OT	TOT
Team	56	85	82	76	—	299
Opponents	53	119	53	112	—	337

SCORING	TD	RU	PA	RT	PAT	FG	2PT	PTS
Cundiff, Billy	0	0	0	0	28/28	22/29	0	94
Crowell, Isaiah	8	8	0	0	0/0	0/0	0	48
West, Terrance	5	4	1	0	0/0	0/0	0	30
Tate, Ben	4	4	0	0	0/0	0/0	0	24
Benjamin, Travis	3	0	3	0	0/0	0/0	0	18
Austin, Miles	2	0	2	0	0/0	0/0	0	12

PASSING	ATT	CMP	YDS	PCT	AVI/AT	TD	TD%	INT	INT%	LG	TKLD	RATING
Hoyer, Brian	438	242	3,326	55.3	7.59	12	2.7	13	3.0	81t	24/160	76.5
Manziel, Johnny	35	18	175	51.4	5.00	0	0.0	2	5.7	32	3/26	42.0
Shaw, Connor	28	14	177	50.0	6.32	0	0.0	1	3.6	49	4/27	55.2
Gordon, Josh	1	0	0	0.0	0.0	0	0.0	0	0.0	—	0/0	39.6
Team	502	274	3,678	54.6	7.33	12	2.4	16	3.2	81t	31/213	72.8
Opponents	587	335	3,783	57.1	6.44	22	3.7	21	3.6	75t	31/191	74.1

Cameron, Jordan	2	0	2	0	0/0	0/0	0	12
Hawkins, Andrew	2	0	2	0	0/0	0/0	0	12
Hartley, Garrett	0	0	0	0	2/2	3/3	0	11
Dray, Jim	1	0	1	0	0/0	0/0	0	6
Gabriel, Taylor	1	0	1	0	0/0	0/0	0	6
Gilbert, Justin	1	0	0	1	0/0	0/0	0	6
Gipson, Tashaun	1	0	0	1	0/0	0/0	0	6
Manziel, Johnny	1	1	0	0	0/0	0/0	0	6
Robertson, Craig	1	0	0	1	0/0	0/0	0	6
Carder, Tank	0	0	0	0	0/0	0/0	1	2
Team	32	17	12	3	30/30	25/32	1	299
Opponents	36	13	22	1	34/34	29/34	0	337

SACKS: P. Kruger 11.0, D. Bryant 5.0, K. Dansby 3.0, C. Kirksey 2.0, B. Mingo 2.0, J. Sheard 2.0, S. Solomon 1.0, A. Bryant 1.0, J. Leonhard 1.0, A. Rubin 1.0, K. Williams 1.0, (group) 1, **Browns 31, Opponents 31**

RUSHING	NO	YDS	AVG	LG	TD
West, Terrance	171	673	3.9	36	4
Crowell, Isaiah	148	607	4.1	35	8
Tate, Ben	106	333	3.1	25	4
Hoyer, Brian	24	39	1.6	11	0
Manziel, Johnny	9	29	3.2	10t	1
Draughn, Shaun	10	19	1.9	6	0
Hawkins, Andrew	3	15	5.0	8	0
Benjamin, Travis	3	11	3.7	10	0
Gabriel, Taylor	4	10	2.5	8	0
Shaw, Connor	7	9	1.3	7	0
Agnew, Ray	2	2	1.0	2	0
Team	477	1,728	3.6	36	17
Opponents	500	2,265	4.5	38t	13

RECEIVING	NO	YDS	AVG	LG	TD
Hawkins, Andrew	63	824	13.1	65	2
Austin, Miles	47	568	12.1	31	2
Gabriel, Taylor	36	621	17.3	70	1
Cameron, Jordan	24	424	17.7	81t	2
Gordon, Josh	24	303	12.6	32	0
Benjamin, Travis	18	314	17.4	43	3
Dray, Jim	17	242	14.2	31	1
Barnidge, Gary	13	156	12.0	28	0
West, Terrance	11	64	5.8	11	1
Crowell, Isaiah	9	87	9.7	19	0
Tate, Ben	9	60	6.7	23	0
Agnew, Ray	3	15	5.0	12	0
Team	274	3,678	13.4	81t	12
Opponents	335	3,783	11.3	75t	22

INTERCEPTIONS	NO	YDS	AVG	LG	TD
Gipson, Tashaun	6	158	26.3	62t	1
Skrine, Buster	4	34	8.5	30	0
Haden, Joe	3	0	0.0	0	0
Leonhard, Jim	2	34	17.0	34	0
Robertson, Craig	2	30	15.0	15	0
Whitner, Donte	1	54	54.0	54	0
Gilbert, Justin	1	23	23.0	23t	1
Dansby, Karlos	1	0	0.0	0	0
Winn, Billy	1	0	0.0	0	0
Team	21	333	15.9	62t	2
Opponents	16	118	7.4	33	0

PUNTING	NO	YDS	AVG	NET	TB	IN	LG	B
Lanning, Spencer	93	4,119	44.3	39.2	9	25	59	0
Team	93	4,119	44.3	39.2	9	25	59	0
Opponents	86	3,790	44.1	40.1	8	27	70	1

PUNT RETURNS	NO	FC	YDS	AVG	LG	TD
Benjamin, Travis	15	8	127	8.5	37	0
Poyer, Jordan	7	2	28	4.0	8	0
Leonhard, Brian	4	15	26	6.5	12	0
Williams, K'Waur	1	0	0	0.0	0	0
Team	27	25	181	6.7	37	0
Opponents	42	26	295	7.0	36	0

KICKOFF RETURNS	NO	YDS	AVG	LG	TD
Moore, Marlon	13	322	24.8	32	0
Benjamin, Travis	12	246	20.5	28	0
Draughn, Shaun LG	8	173	21.6	39	0
Draughn, Shaun TM	5	115	23.0	39	0
Gabriel, Taylor	4	96	24.0	30	0
Leonhard, Jim	1	5	5.0	5	0
Poyer, Jordan	1	14	14.0	14	0
Robertson, Craig	1	3	3.0	3	0
Team	37	801	21.6	39	0
Opponents	31	695	22.4	41	0

FIELD GOALS	1-19	20-29	30-39	40-49	50+	TOT
Cundiff, Billy	0/0	6/6	10/13	5/7	1/3	22/29
Hartley, Garrett	0/0	0/0	2/2	1/1	0/0	3/3
Team	0/0	6/6	12/15	6/8	1/3	25/32
Opponents	0/0	6/6	12/13	8/9	3/6	29/34

2015 (3-13)

COACH: Mike Pettine
DIVISION FINISH: 4th AFC North
2015 USUAL STARTING LINEUPS

OFFENSE		DEFENSE	
WR 11	Travis Benjamin	RE 94	Randy Starks
LT 73	Joe Thomas	NT 71	Danny Shelton
LG 75	Joel Bitonio	LE 98	Desmond Bryant
C 55	Alex Mack	OLB 99	Paul Kruger
RG 77	John Greco	MLB 56	Karlos Dansby
RT 72	Mitchell Schwartz	WILE 53	Craig Robertson
TE 82	Gary Barnidge	58	Christian Kirksey
WR 16	Andrew Hawkins	OLB 44	Nate Orchard
QB 13	Josh McCown	LCB 23	Joe Haden
		26	Pierre Desir
		2	Johnny Manziel
RB 34	Isaiah Crowell	43	Charles Gaines
		RCB 22	Tramon Williams
28	Duke Johnson Jr.	FS 39	Tashaun Gipson
TE 81	Jim Dray	SS 31	Donte Whither

RADIO ANNOUNCERS:
 Jim Donovan, Doug Dieken (92.3 The Fan WKRC-FM, ESPN 850 WKRN, WNCX 98.5 FM)

DATE	RESULT	OPPONENT	ATT
09/13	L, 10-31	at New York Jets	78,160
09/20	W, 28-14	Tennessee Titans	67,431
09/27	L, 20-27	Oakland Raiders	67,431
10/4	L, 27-30	at San Diego Chargers	63,710
10/11	W, 33-30 (OT)	at Baltimore Ravens	71,046
10/18	L, 23-26 (OT)	Denver Broncos	67,431
10/25	L, 6-24	at St. Louis Rams	51,523
11/1	L, 20-34	Arizona Cardinals	67,431
11/5	L, 10-31	at Cincinnati Bengals	65,816
11/15	L, 9-30	at Pittsburgh Steelers	64,402
11/30	L, 27-33	Baltimore Ravens	64,380
12/6	L, 3-37	Cincinnati Bengals	64,775
12/13	W, 24-10	San Francisco 49ers	63,916
12/20	L, 13-30	at Seattle Seahawks	69,002
12/27	L, 13-17	at Kansas City Chiefs	69,115
1/3	L, 12-28	Pittsburgh Steelers	66,693

TEAM STATISTICS	BROWNS	OPPONENT
Total First Downs	307	321
Rushing	81	104
Passing	192	186
Penalty	34	31
3rd Down: Made/Att	95/227	81/203
3rd Down Pct.	41.9	39.9
4th Down: Made/Att	10/24	10/15
4th Down Pct.	41.7	66.7
Possession Avg.	30:26	29:34
Total Net Yards	5311	6067
Avg. Per Game	331.9	379.2
Total Plays	1042	998
Avg. Per Play	5.1	6.1
Net Yards Rushing	1529	2055
Avg. Per Game	95.6	128.4
Total Rushes	380	458
Net Yards Passing	3782	4012
Avg. Per Game	236.4	250.8
Sacked/Yards Lost	53/374	29/157
Gross Yards	4156	4169
Att./Completions	609/371	511/322
Completion Pct.	60.9	63.0
Had Intercepted	12	11
Punts/Average	70/46.7	63/43.5
Net Punting Avg.	40.1	36.4
Penalties/Yards	120/1083	108/833
Fumbles/All Lost	28/18	18/10
Touchdowns	28	49
Rushing	5	11
Passing	20	34
Returns	3	4

SCORE BY PERIODS	1ST	2ND	3RD	4TH	OT	TOT
Team	50	90	48	87	3	278
Opponents	98	116	88	127	3	432

SCORING	TD	RU	PA	RT	PAT	FG	2PT	PTS
Coons, Travis	0	0	0	0	0	0	0	106
Barnidge, Gary	9	0	9	0	0/0	0/0	0	54
Benjamin, Travis	6	0	5	1	0/0	0/0	0	36
Crowell, Isaiah	5	4	1	0	0/0	0/0	0	30

Dansby, Karlos	2	0	0	2	0/0	0/0	0	12
Hartline, Brian	2	0	2	0	0/0	0/0	0	12
Johnson Jr., Duke	2	0	2	0	0/0	0/0	0	12
McCown, Josh	1	1	0	0	0/0	0/0	0	6
Moore, Marlon	1	0	1	0	0/0	0/0	0	6
Gabriel, Taylor	0	0	0	0	0/0	0/0	1	2
Hawkins, Andrew	0	0	0	0	0/0	0/0	1	2
Opponents	28	5	20	3	22/24	28/32	2	278
	49	11	34	4	44/45	30/35	2	432

SACKS: D. Bryant 6.0, A. Bryant 5.5, C. Kirksey 3.5, N. Orchard 3.0, P. Kruger 2.5, X. Cooper 1.5, J. Hughes 1.5, D. Whitner 1.5, J. Meder 1.0, J. Poyer 1.0, R. Starks 1.0, K. Williams 1.0

Browns 29, Opponents 52

RUSHING	NO	YDS	AVG	LG	TD
Crowell, Isaiah	185	706	3.8	54	4
Johnson Jr., Duke	104	379	3.6	39	0
Manziel, Johnny	37	230	6.2	34	0
McCown, Josh	20	98	4.9	13	1
Turbin, Robert	18	60	3.3	22	0
Davis, Austin	7	33	4.7	17	0
Benjamin, Travis	4	12	3.0	10	0
Draughn, Shaun	2	10	5.0	6	0
Poyer, Jordan	1	10	10.0	10	0
Pryor, Terrelle	1	-1	-1.0	-1	0
Winston, Glenn	1	-8	-8.0	-8	0
Team	380	1,529	4.0	54	5
Opponents	458	2,055	4.5	54	11

RECEIVING	NO	YDS	AVG	LG	TD
Barnidge, Gary	79	1,043	13.2	40	9
Benjamin, Travis	68	966	14.2	61	5
Johnson Jr., Duke	61	534	8.8	52	2
Hartline, Brian	46	523	11.4	41	2
Gabriel, Taylor	28	241	8.6	56	0
Hawkins, Andrew	27	276	10.2	25	0
Crowell, Isaiah	19	182	9.6	53	1
Jennings, Darius	14	117	8.4	16	0
Moore, Marlon	7	81	11.6	20	1
Dray, Jim	6	61	10.2	18	0
Bowe, Dwayne	5	53	10.6	16	0
Johnson, Malcolm	4	15	3.8	8	0
Turbin, Robert	2	8	4.0	7	0
Draughn, Shaun	2	1	0.5	2	0
Pryor, Terrelle	1	42	42.0	42	0
Bibbs, E.J.	1	7	7.0	7	0
Housler, Rob	1	6	6.0	6	0
Team	371	4,156	11.2	61	20
Opponents	322	4,169	12.9	75	34

INTERCEPTIONS	NO	YDS	AVG	LG	TD
Dansby, Karlos	3	93	31.0	52t	2
Poyer, Jordan	2	24	12.0	12	0
Gipson, Tashaun	2	0	0.0	0	0
Orchard, Nate	1	46	46.0	46	0
Robertson, Craig	1	38	38.0	38	0
Mingo, Barkevious	1	7	7.0	7	0
Williams, Tramon	1	2	2.0	2	0
Team	11	210	19.1	52t	2
Opponents	12	204	17.0	63t	1

PUNTING	NO	YDS	AVG	NET	TB	IN	LG	B
Lee, Andy	70	3,270	46.7	40.1	4	25	67	0
Team	70	3,270	46.7	40.1	4	25	67	0
Opponents	63	2,741	43.5	36.4	6	17	64	1

PUNT RETURNS	NO	FC	YDS	AVG	LG	TD
Benjamin, Travis	28	10	324	11.6	78t	1
Williams, Tramon	1	0	1	1.0	1	0
Team	29	10	325	11.2	78t	1
Opponents	37	15	381	10.3	82t	1

KICKOFF RETURNS	NO	YDS	AVG	LG	TD
Gilbert, Justin	12	339	28.3	40	0
Mostert, Raheem	12	309	25.8	53	0
Jennings, Darius	7	158	22.6	28	0
Draughn, Shaun	5	106	21.2	31	0
Moore, Marlon	3	77	25.7	29	0
Johnson Jr., Duke	2	52	26.0	30	0
Team	41	1,041	25.4	53	0
Opponents	42	894	21.3	46	0

FIELD GOALS	1-19	20-29	30-39	40-49	50+	TOT
Coons, Travis	0/0	11/11	10/10	7/9	0/2	28/32
Team	0/0	11/11	10/10	7/9	0/2	28/32
Opponents	0/0	10/10	12/13	8/9	0/3	30/35

PASSING	ATT	CMP	YDS	PCT	AV/AT	TD	TD%	INT	INT%	LG	TKLD	RATING
McCown, Josh	292	186	2,109	63.7	7.22	12	4.1	4	1.4	56	23/137	93.3
Manziel, Johnny	223	129	1,500	57.8	6.73	7	3.1	5	2.2	61	19/141	79.4
Davis, Austin	94	56	547	59.6	5.82	1	1.1	3	3.2	42t	11/96	66.2
Team	609	371	4,156	60.9	6.82	20	3.3	12	2.0	61	53/374	84.0
Opponents	511	322	4,169	63.0	8.16	34	6.7	11	2.2	75t	29/157	101.8

2016 (1-15)

COACH: Hue Jackson
DIVISION FINISH: 4th AFC North
2016 USUAL STARTING LINEUPS

		DEFENSE	
OFFENSE			
WR	19	Corey Coleman	DE 98 Jamie Meder
LT	73	Joe Thomas	NT 55 Danny Shelton
LG	75	Joel Bitonio	DE 90 Emmanuel Ogbah
	66	Spencer Drango	OLB 51 Jamie Collins Sr.
C	74	Cameron Erving	ILB 56 Demario Davis
RG	77	John Greco	OLB 58 Christian Kirksey
RT	67	Austin Pasztor	ILB 57 Cam Johnson
TE	82	Gary Barnidge	LCB 23 Joe Haden
WR	11	Terrelle Pryor Sr.	RCB 21 Jamar Taylor
QB	10	Robert Griffin III	FS 33 Jordan Poyer
	6	Cody Kessler	39 Ed Reynolds II
RB	34	Isaiah Crowell	SS 24 Ibraheim Campbell
TE	86	Randall Telfer	30 Derrick Kindred

RADIO ANNOUNCERS:
 Jim Donovan, Doug Dieken (92.3 The Fan WKRK-FM, ESPN 850 WKNR, WNCX 98.5 FM)

DATE	RESULT	OPPONENT	ATT
09/11	L, 10-29	at Philadelphia Eagles	69,596
09/18	L, 20-25	Baltimore Ravens	67,431
09/25	L, 24-30 (OT)	at Miami Dolphins	65,176
10/2	L, 20-31	at Washington Redskins	76,249
10/9	L, 13-33	New England Patriots	67,431
10/16	L, 26-28	at Tennessee Titans	80,897
10/23	L, 17-31	at Cincinnati Bengals	65,047
10/30	L, 28-31	New York Jets	67,431
11/6	L, 10-35	Dallas Cowboys	67,431
11/10	L, 7-28	at Baltimore Ravens	70,921
11/20	L, 9-24	Pittsburgh Steelers	67,431
11/27	L, 13-27	New York Giants	60,034
12/11	L, 10-23	Cincinnati Bengals	60,028
12/18	L, 13-33	at Buffalo Bills	66,529
12/24	W, 20-17	San Diego Chargers	57,272
1/1	L, 24-27 (OT)	at Pittsburgh Steelers	55,921

TEAM STATISTICS	BROWNS	OPPONENT
Total First Downs	296	364
Rushing	83	121
Passing	181	220
Penalty	32	23
3rd Down: Made/Att	77/212	93/206
3rd Down Pct.	36.3	45.1
4th Down: Made/Att	13/18	9/12
4th Down Pct.	72.2	75.0
Possession Avg.	27.44	32:16
Total Net Yards	4,976	6,279
Avg. Per Game	311.0	392.4
Total Plays	983	1,067
Avg. Per Play	5.1	5.9
Net Yards Rushing	1,712	2,283
Avg. Per Game	107.0	142.7
Total Rushes	350	498
Net Yards Passing	3264	3996
Avg. Per Game	204.0	249.8
Sacked/Yards Lost	66/429	26/177
Gross Yards	3,693	4,173
Att./Completions	567/338	543/347
Completion Pct.	59.6	63.9
Had Intercepted	14	10
Punts/Average	83/45.3	74/46.9
Net Punting Avg.	40.3	42.1
Penalties/Yards	95/736	104/930
Fumbles/Ball Lost	26/11	12/3
Touchdowns	29	56
Rushing	13	18
Passing	15	36
Returns	1	2

SCORE BY PERIODS	1ST	2ND	3RD	4TH	OT	TOT
Team	63	101	36	61	3	264
Opponents	103	123	107	107	12	452

SCORING	TD	RU	PA	RT	PAT	FG	2PT	PTS
Parkey, Cody	0	0	0	0	20/21	20/25	0	80
Crowell, Isaiah	7	7	0	0	0/0	0/0	0	42
Pryor Sr., Terrelle	5	1	4	0	0/0	0/0	1	32
Hawkins, Andrew	3	0	3	0	0/0	0/0	0	18

Coleman, Corey	3	0	3	0	0/0	0/0	0	18
Barnidge, Gary	2	0	2	0	0/0	0/0	1	14
Griffin III, Robert	2	2	0	0	0/0	0/0	0	12
DeValve, Seth	2	0	2	0	0/0	0/0	0	12
Murray, Patrick	0	0	0	0	3/4	1/2	0	6
Atkinson III, George	1	1	0	0	0/0	0/0	0	6
Hammlett, Connor	1	0	1	0	0/0	0/0	0	6
Johnson Jr., Duke	1	1	0	0	0/0	0/0	0	6
Boddy-Calhoun, Brian	1	0	0	1	0/0	0/0	0	6
Hogan, Kevin	1	1	0	0	0/0	0/0	0	6
Team	29	13	15	1	23/25	21/27	2	264
Opponents	56	18	36	2	49/52	19/27	2	452

SACKS: E. Ogbah 5.5, C. Johnson 3.0, C. Kirksey 2.5, C. Nassib 2.5, D. Davis 2.0, J. Collins Sr. 2.0, C. Lemonier 2.0, D. Shelton 1.5, E. Reynolds II 1.0, B. Boddy-Calhoun 1.0, J. Meder 1.0, T. Holmes 1.0, J. Schobert 0.5, S. Paea 0.5

Browns 26, Opponents 66

RUSHING	NO	YDS	AVG	LG	TD
Crowell, Isaiah	198	952	4.8	85	7
Johnson Jr., Duke	73	358	4.9	22	1
Griffin III, Robert	31	190	6.1	20	2
Hogan, Kevin	8	105	13.1	28	1
Atkinson III, George	7	34	4.9	11	1
Pryor Sr., Terrelle	8	21	2.6	15	1
McCowen, Josh	7	21	3.0	7	0
Kessler, Cody	11	18	1.6	8	0
Coleman, Corey	2	10	5.0	9	0
Johnson, Malcolm	1	2	2.0	2	0
Whitehurst, Charlie	2	1	0.5	2	0
Hawkins, Andrew	2	0	0.0	1	0
Team	350	1712	4.9	85	13
Opponents	498	2283	4.6	74	18

RECEIVING	NO	YDS	AVG	LG	TD
Pryor Sr., Terrelle	77	1,007	13.1	54	4
Barnidge, Gary	55	612	11.1	43	2
Johnson Jr., Duke	53	514	9.7	32	0
Crowell, Isaiah	40	319	8.0	44	0
Coleman, Corey	33	413	12.5	58	3
Hawkins, Andrew	33	324	9.8	33	3
Louis, Ricardo	18	205	11.4	42	0
DeValve, Seth	10	127	12.7	25	2
Higgins, Rashard	6	77	12.8	19	0
Johnson, Malcolm	5	44	8.8	21	0
Vitale, Randall	4	27	6.8	17	0
Telfer, Randall	2	4	2.0	7	0
Hammlett, Connor	1	17	17.0	17	1
Payton, Jordan	1	3	3.0	3	0
Team	338	3693	10.9	58	15
Opponents	347	4173	12.0	63	36

INTERCEPTIONS	NO	YDS	AVG	LG	TD
Boddy-Calhoun, Brian	3	94	31.3	67	1
Taylor, Jamar	3	43	14.3	29	0
Haden, Joe	3	9	3.0	9	0
Williams Sr., Tramon	1	0	0.0	0	0
Team	10	146	14.6	67	1
Opponents	14	76	5.4	25	0

PUNTING	NO	YDS	AVG	NET	TB	IN	LG	B
Colquitt, Britton	83	3761	45.3	40.3	2	22	65	0
Team	83	3761	45.3	40.3	2	22	65	0
Opponents	74	3473	46.9	42.1	8	32	72	0

PUNT RETURNS	NO	FC	YDS	AVG	LG	TD
Johnson Jr., Duke	17	1	112	6.6	18	0
Alford, Mario	8	3	68	8.5	17	0
Haden, Joe	2	2	18	9.0	13	0
Poyer, Jordan	2	3	2	1.0	2	0
Williams Sr., Tramon	1	4	0	0.0	0	0
Team	30	13	200	6.7	18	0
Opponents	45	23	376	8.4	40	0

KICKOFF RETURNS	NO	YDS	AVG	LG	TD
Louis, Ricardo	9	164	18.2	24	0
Alford, Mario	8	190	23.8	36	0
Atkinson III, George	8	137	17.1	21	0
Howard, Tracy	7	111	15.9	21	0
Johnson Jr., Duke	1	19	19.0	19	0
DeValve, Seth	1	13	13.0	13	0
Team	34	634	18.6	36	0
Opponents	24	510	21.3	48	0

FIELD GOALS	1-19	20-29	30-39	40-49	50+	TOT
Parkey, Cody	0/0	6/6	6/6	7/12	1/1	20/25
Murray, Patrick	0/0	0/0	1/1	0/0	0/1	1/2
Team	0/0	6/6	7/7	7/12	1/2	21/26
Opponents	0/0	5/5	7/9	6/10	1/3	19/27

PASSING	ATT	CMP	YDS	PCT	AVIAT	TD	TD%	INT	INT%	LG	TKLD	RATING
Kessler, Cody	195	128	1,380	65.6	7.1	6	3.1	2	1.0	44	21/140	92.3
J.McCowen	165	90	1,100	54.5	6.7	6	3.6	6	3.6	54	18/126	72.3
R.Griffin	147	87	886	59.2	6.0	2	1.4	3	2.0	58	22/138	72.6
C.Whitehurst	24	14	182	58.3	7.6	1	4.2	1	4.2	31	2/14	78.8
K.Hogan	26	14	104	53.8	4.0	0	0.0	2	7.7	17	2/10	31.6
T.Pryor	9	5	41	55.6	4.6	0	0.0	0	0.0	26	1/1	67.4
D.Johnson	1	0	0	0.0	0.0	0	0.0	0	0.0	0	0/0	39.6
Team	567	338	3,693	59.6	6.5	15	2.6	14	2.5	58	66/429	77.4
Opponents	543	347	4,173	63.9	7.7	36	6.6	10	1.8	63	26/177	101.8

2017 (0-16)

COACH: Hue Jackson

DIVISION FINISH: 4th AFC North

2017 USUAL STARTING LINEUPS

OFFENSE			DEFENSE		
WR 12	Josh Gordon	DE 95	Myles Garrett	DT 55	Danny Shelton
LT 73	Joe Thomas	DT 93	Trevon Coley	DE 90	Emmanuel Ogboh
66	Spencer Drango	94	Carl Nassib	94	Marlan Taylor
LG 75	Joel Bitonio	DE 90	Christian Kirksey	WILL 58	Sho Schubert
C 64	JC Tretter	94	Carl Nassib	MIKE 53	Joe Schobert
RG 70	Kevin Zeitler	SAM 51	Jamie Collins Sr.	SAM 52	James Burgess Jr.
RT 72	Shon Coleman	51	Jamie Collins Sr.	52	James Burgess Jr.
TE 86	Randall Telfer	CB 30	Jason McCourty	CB 30	Jason McCourty
WR 19	Corey Coleman	52	James Burgess Jr.	52	James Burgess Jr.
QB 7	DeShone Kizer	CB 30	Jason McCourty	CB 30	Jason McCourty
RB 34	Isaiah Crowell	CB 21	Jamar Taylor	CB 21	Jamar Taylor
TE 85	David Njoku	S 22	Jabrill Peppers	S 22	Jabrill Peppers
		S 26	Derrick Kindred	S 26	Derrick Kindred

RADIO ANNOUNCERS:

Jim Donovan, Doug Dieken (92.3 The Fan WKRK-FM, ESPN 850 WKRN, WNCX 98.5 FM)

DATE	RESULT	OPPONENT	ATT
08/10	L, 18-21	Pittsburgh Steelers	67,431
08/17	L, 10-24	at Baltimore Ravens	70,605
09/24	L, 28-31	at Indianapolis Colts	63,351
10/1	L, 7-31	Cincinnati Bengals	67,431
10/8	L, 14-17	N.Y. Jets	62,032
10/15	L, 17-33	at Houston Texans	71,815
10/21	L, 9-12 OT	Tennessee Titans	59,061
10/19	L, 16-33	Minnesota Vikings	74,237
11/12	L, 24-38	at Detroit Lions	64,646
11/19	L, 7-19	Jacksonville Jaguars	57,003
11/26	L, 16-30	at Cincinnati Bengals	51,710
12/3	L, 10-19	at L.A. Chargers	25,320
12/10	L, 21-27 OT	Green Bay Packers	67,431
12/17	L, 10-27	Baltimore Ravens	56,434
12/24	L, 3-20	at Chicago Bears	58,796
12/31	L, 24-28	at Pittsburgh Steelers	50,704

TEAM STATISTICS		BROWNS	OPPONENT
Total First Downs		290	315
Rushing		97	95
Passing		157	189
Penalty		36	31
3rd Down: Made/Att		73/216	91/224
3rd Down Pct.		33.8	40.6
4th Down: Made/Att		12/23	5/10
4th Down Pct.		52.2	50.0
Possession Avg.		27.49	32.11
Total Net Yards		4,942	5,250
Avg. Per Game		308.9	328.1
Total Plays		1,008	1,026
Avg. Per Play		4.9	5.1
Net Yards Rushing		1,714	1,566
Avg. Per Game		107.1	97.9
Total Rushes		384	467
Net Yards Passing		3,228	3,684
Avg. Per Game		201.8	230.3
Sacked/Yards Lost		50/309	34/197
Gross Yards		3,537	3,881
Att./Completions		574/312	525/360
Completion Pct.		54.4	68.6
Had Intercepted		28	7
Punts/Average		82/46.7	83/44.5
Net Punting Avg.		40.3	39.9
Penalties/Yards		110/924	101/905
Fumbles/Ball Lost		25/13	21/6
Touchdowns		27	48
Rushing		11	14
Passing		15	28
Returns		1	6

SCORE BY PERIODS	1ST	2ND	3RD	4TH	OT	TOT
Team	36	82	53	63	0	234
Opponents	77	155	99	70	9	410

SCORING	TD	RU	PA	RT	FG	2PT	PTS
Gonzalez, Zane	0	0	0	0	25/26	15/20	0 70
Johnson, Duke	7	4	3	0	0/0	0/0	0 42

Kizer, DeShone	5	5	0	0	0/0	0/0	0 30
Njoku, David	4	0	4	0	0/0	0/0	0 24
Crowell, Isaiah	2	2	0	0	0/0	0/0	0 14
Britt, Kenny	2	0	2	0	0/0	0/0	0 12
Coleman, Corey	2	2	0	0	0/0	0/0	0 12
Higgins, Rashard	2	0	2	0	0/0	0/0	0 12
DeValve, Seth	1	1	1	0	0/0	0/0	0 6
Gordon, Josh	1	0	1	0	0/0	0/0	0 6
McCourty, Jason	1	0	0	1	0/0	0/0	0 6
Team	27	11	15	1	25/26	15/20	0 234
Opponents	48	14	28	6	41/44	25/29	1 410

SACKS: M.Garrett 7.0, E.Ogboh 4.0, J.Burgess 4.0, C.Kirksey 3.5, J.Schobert 3.0, C.Nassib 3.0, C.Brantley 2.0, N.Orchard 2.0, T.Coley 2.0, J.Collins 1.0, J.Currie 1.0, L.Ogunjobi 1.0, J.Taylor 0.5.

Browns 34, Opponents 50

RUSHING	NO	YDS	AVG	LG	TD
Crowell, Isaiah	206	853	4.1	59	2
Kizer, DeShone	77	419	4.5	29	5
Johnson, Duke	82	348	4.2	19t	4
Hogan, Kevin	10	71	7.1	11	0
Dayes, Matt	5	13	2.6	4	0
Treggs, Bryce	1	6	6.0	6	0
Higgins, Rashard	1	4	4.0	4	0
Njoku, David	1	1	1.0	1	0
Kessler, Cody	1	-1	-1.0	-1	0
Team	384	1,714	4.5	59	11
Opponents	467	1,566	3.4	39	14

RECEIVING	NO	YDS	AVG	LG	TD
Johnson, Duke	74	693	9.4	41t	3
DeValve, Seth	33	395	12.0	49	1
Njoku, David	32	386	12.1	34	4
Crowell, Isaiah	28	182	6.5	38	0
Louis, Ricardo	27	357	13.2	37	0
Higgins, Rashard	27	312	11.6	56t	2
Coleman, Corey	23	305	13.3	44	2
Gordon, Josh	18	335	18.6	54	1
Britt, Kenny	18	223	12.9	38	2
Williams, Kasen	9	84	9.3	14	0
Coates, Sammie	6	70	11.7	38	0
Treggs, Bryce	5	79	15.8	20	0
Dayes, Matt	4	29	7.3	15	0
Telfer, Randall	3	36	12.0	20	0
Vitale, Danny	3	19	6.3	11	0
Leslie, Jordan	1	26	26.0	26	0
Zeitler, Kevin	1	-4	-4.0	-4	0
Team	312	3,537	11.3	56t	15
Opponents	360	3,881	10.8	61t	28

INTERCEPTIONS	NO	YDS	AVG	LG	TD
McCourty, Jason	3	59	19.7	56t	1
Kindred, Derrick	1	30	30.0	30	0
Schobert, Joe	1	8	8.0	8	0
Collins, Jamie	1	0	0.0	0	0
Peppers, Jabrill	1	0	0.0	0	0
Team	7	97	13.9	56t	1
Opponents	28	354	12.6	82t	1

PUNTING	NO	YDS	AVG	NET	TB	IN	LG	B
Colquitt, Britton	80	3,811	47.6	46.0	2	24	67	1
Gonzalez, Zane	1	16	16.0	16.0	0	0	16	0
Team	82	3,827	46.7	40.3	2	24	67	1
Opponents	83	3,695	44.5	39.9	8	28	63	0

PUNT RETURNS	NO	FC	YDS	AVG	LG	TD
Peppers, Jabrill	30	15	180	6.0	25	0
Treggs, Bryce	5	3	24	4.8	11	0
Johnson, Duke	3	1	17	5.7	12	0
Team	38	19	221	5.8	25	0
Opponents	45	13	482	10.7	65	0

KICKOFF RETURNS	NO	YDS	AVG	LG	TD
Dayes, Matt	18	437	24.3	71	0
Peppers, Jabrill	14	318	22.7	35	0
Orchard, Nate	2	17	8.5	9	0
Vitale, Danny	1	18	18.0	18	0
Team	35	790	22.6	71	0
Opponents	20	471	23.6	96t	1

FIELD GOALS	1-19	20-29	30-39	40-49	50+	TOT
Gonzalez, Zane	0/0	5/5	4/6	4/6	2/3	15/20
Team	0/0	5/6	4/6	4/6	2/3	15/20
Opponents	0/0	6/6	7/8	10/11	2/4	25/29

STAFF

PLAYERS

2017 SEASON

HISTORY

RECORDS

GAME DAY

PASSING	ATT	CMP	YDS	PCT	AVI/AT	TD	TD%	INT	INT%	LG	TKLD	RATNG
Kizer, DeShone	476	255	2,894	53.6	6.1	11	2.3	22	4.6	56t	38/226	60.5
Hogan, Kevin	75	46	517	61.3	6.9	4	5.3	5	6.7	49	6/35	71.9
Kessler, Cody	23	11	126	47.8	5.5	0	0.0	1	4.3	31	6/48	46.6
Team	574	312	3,537	54.4	6.2	15	2.6	28	4.9	56t	50/309	61.4
Opponents	525	360	3,881	68.6	7.4	28	5.3	7	1.3	61t	34/197	102.3

YEARLY RESULTS (1946-2017)

YEAR	LEAGUE	REGULAR SEASON				PLAYOFFS				COMBINED RECORD			
		W	L	T	%	W	L	T	%	W	L	T	%
1946 #	AAFC	12	2	0	.857	1	0	0	1.000	13	2	0	.867
1947 #	AAFC	12	1	1	.923	1	0	0	1.000	13	1	1	.929
1948 #	AAFC	14	0	0	1.000	1	0	0	1.000	15	0	0	1.000
1949 #	AAFC	9	1	2	.900	2	0	0	1.000	11	1	2	.917
1950 #	NFL	10	2	0	.833	2	0	0	1.000	12	2	0	.857
1951 #	NFL	11	1	0	.917	0	1	0	.000	11	2	0	.846
1952 #	NFL	8	4	0	.667	0	1	0	.000	8	5	0	.615
1953 #	NFL	11	1	0	.917	0	1	0	.000	11	2	0	.846
1954 #	NFL	9	3	0	.750	1	0	0	1.000	10	3	0	.769
1955 #	NFL	9	2	1	.818	1	0	0	1.000	10	2	1	.833
1956	NFL	5	7	0	.417	0	0	0	.000	5	7	0	.417
1957 #	NFL	9	2	1	.818	0	1	0	.000	9	3	1	.750
1958 #	NFL	9	3	0	.750	0	1	0	.000	9	4	0	.692
1959	NFL	7	5	0	.583	0	0	0	.000	7	5	0	.583
1960	NFL	8	3	1	.727	0	0	0	.000	8	3	1	.727
1961	NFL	8	5	1	.615	0	0	0	.000	8	5	1	.615
1962	NFL	7	6	1	.538	0	0	0	.000	7	6	1	.538
1963	NFL	10	4	0	.714	0	0	0	.000	10	4	0	.714
1964 #	NFL	10	3	1	.769	1	0	0	1.000	11	3	1	.786
1965 #	NFL	11	3	0	.786	0	1	0	.000	11	4	0	.733
1966	NFL	9	5	0	.643	0	0	0	.000	9	5	0	.643
1967 #	NFL	9	5	0	.643	0	1	0	.000	9	6	0	.600
1968 #	NFL	10	4	0	.714	1	1	0	.500	11	5	0	.688
1969 #	NFL	10	3	1	.769	1	1	0	.500	11	4	1	.733
1970	NFL	7	7	0	.500	0	0	0	.000	7	7	0	.500
1971 #	NFL	9	5	0	.643	0	1	0	.000	9	6	0	.600
1972 #	NFL	10	4	0	.714	0	1	0	.000	10	5	0	.667
1973	NFL	7	5	2	.583	0	0	0	.000	7	5	2	.583
1974	NFL	4	10	0	.286	0	0	0	.000	4	10	0	.286
1975	NFL	3	11	0	.214	0	0	0	.000	3	11	0	.214
1976	NFL	9	5	0	.643	0	0	0	.000	9	5	0	.643
1977	NFL	6	8	0	.429	0	0	0	.000	6	8	0	.429
1978	NFL	8	8	0	.500	0	0	0	.000	8	8	0	.500
1979	NFL	9	7	0	.563	0	0	0	.000	9	7	0	.563
1980 #	NFL	11	5	0	.688	0	1	0	.000	11	6	0	.647
1981	NFL	5	11	0	.313	0	0	0	.000	5	11	0	.313
1982 *	NFL	4	5	0	.444	0	1	0	.000	4	6	0	.400
1983	NFL	9	7	0	.563	0	0	0	.000	9	7	0	.563
1984	NFL	5	11	0	.313	0	0	0	.000	5	11	0	.313
1985 #	NFL	8	8	0	.500	0	1	0	.000	8	9	0	.471
1986 #	NFL	12	4	0	.750	1	1	0	.500	13	5	0	.722
1987 #	NFL	10	5	0	.667	1	1	0	.500	11	6	0	.647
1988 *	NFL	10	6	0	.625	0	1	0	.000	10	7	0	.588
1989 #	NFL	9	6	1	.600	1	1	0	.500	10	7	1	.588
1990	NFL	3	13	0	.188	0	0	0	.000	3	13	0	.188
1991	NFL	6	10	0	.375	0	0	0	.000	6	10	0	.375
1992	NFL	7	9	0	.438	0	0	0	.000	7	9	0	.438
1993	NFL	7	9	0	.438	0	0	0	.000	7	9	0	.438
1994 *	NFL	11	5	0	.688	1	1	0	.500	12	6	0	.667
1995	NFL	5	11	0	.313	0	0	0	.000	5	11	0	.313
1999	NFL	2	14	0	.125	0	0	0	.000	2	14	0	.125
2000	NFL	3	13	0	.188	0	0	0	.000	3	13	0	.188
2001	NFL	7	9	0	.438	0	0	0	.000	7	9	0	.438
2002 *	NFL	9	7	0	.563	0	1	0	.000	9	8	0	.529
2003	NFL	5	11	0	.313	0	0	0	.000	5	11	0	.313
2004	NFL	4	12	0	.250	0	0	0	.000	4	12	0	.250
2005	NFL	6	10	0	.375	0	0	0	.000	6	10	0	.375
2006	NFL	4	12	0	.250	0	0	0	.000	4	12	0	.250
2007	NFL	10	6	0	.625	0	0	0	.000	10	6	0	.625
2008	NFL	4	12	0	.250	0	0	0	.000	4	12	0	.250
2009	NFL	5	11	0	.313	0	0	0	.000	5	11	0	.313
2010	NFL	5	11	0	.313	0	0	0	.000	5	11	0	.313
2011	NFL	4	12	0	.250	0	0	0	.000	4	12	0	.250
2012	NFL	5	11	0	.313	0	0	0	.000	5	11	0	.313
2013	NFL	4	12	0	.250	0	0	0	.000	4	12	0	.250
2014	NFL	7	9	0	.438	0	0	0	.000	7	9	0	.438
2015	NFL	3	13	0	.188	0	0	0	.000	3	13	0	.188
2016	NFL	1	15	0	.063	0	0	0	.000	1	15	0	.063
2017	NFL	0	16	0	.000	0	0	0	.000	0	16	0	.000
NFL Totals		462	482	10	.490	11	20	0	.355	473	502	10	.485
AAFC Totals		47	4	3	.898	5	0	0	1.000	52	4	3	.907
Franchise Totals		509	486	13	.511	16	20	0	.444	525	506	13	.509

Bold Denotes League Champions: 8 times (4 AAFC 1946, 1947, 1948, 1949; 4 NFL 1950, 1954, 1955, 1964)

Denotes playoff appearance: 63 NFL seasons, 24 post-season appearances

* Denotes wild-card qualifier for playoffs

PLAYOFF RESULTS

BROWNS IN NFL CHAMPIONSHIP GAMES

12/24/1950: BROWNS 30, vs. Los Angeles Rams 28
12/23/1951: at Los Angeles Rams 24, BROWNS 17
12/18/1952: vs. Detroit Lions 17, BROWNS 7
12/17/1953: at Detroit Lions 17, BROWNS 16
12/26/1954: BROWNS 56, vs. Detroit Lions 10
12/26/1955: BROWNS 38, at Los Angeles Rams 14
12/29/1957: at Detroit Lions 59, BROWNS 14
12/27/1964: BROWNS 27, vs. Baltimore Colts 0
1/2/1966: at Green Bay Packers 23, BROWNS 12
12/29/1968: vs. Baltimore Colts 34, BROWNS 0
1/4/1970: at Minnesota Vikings 27, BROWNS 7

BROWNS IN CONFERENCE PLAYOFF GAMES

12/17/1950: BROWNS 8, vs. New York Giants 3
12/21/1958: at New York Giants 10, BROWNS 0
12/24/1967: at Dallas Cowboys 52, BROWNS 14
12/21/1968: BROWNS 31, vs. Dallas Cowboys 20
12/28/1969: BROWNS 38, at Dallas Cowboys 0
1/11/1987: vs. Denver Broncos 23, BROWNS 20 (OT)
1/17/1988: at Denver Broncos 38, BROWNS 33
1/14/1990: at Denver Broncos 37, BROWNS 21

BROWNS IN DIVISIONAL PLAYOFF GAMES

12/26/1971: vs. Baltimore Colts 20, BROWNS 3
12/24/1972: at Miami Dolphins 20, BROWNS 14

1/4/1980: vs. Oakland Raiders 14, BROWNS 12
1/8/1983: at Los Angeles Raiders 27, BROWNS 10
1/4/1986: at Miami Dolphins 24, BROWNS 21
1/11/1987: BROWNS 23, vs. New York Jets 20 (2 OT)
1/9/1988: BROWNS 38, vs. Indianapolis Colts 21
1/6/1990: BROWNS 34, vs. Buffalo Bills 30
1/7/1995: at Pittsburgh Steelers 29, BROWNS 9

BROWNS IN WILD CARD PLAYOFF GAMES

12/24/1988: vs. Houston Oilers 24, BROWNS 23
1/1/1995: BROWNS 20, vs. New England Patriots 13
1/5/2003: at Pittsburgh Steelers 36, BROWNS 33

BROWNS IN PLAYOFF BOWLS

1/7/1961: Detroit Lions 17, BROWNS 16 (at Miami)
1/5/1964: Green Bay Packers 40, BROWNS 23 (at Miami)
1/7/1968: Los Angeles Rams 30, BROWNS 6 (at Miami)

BROWNS IN AAFC ALL-STAR GAMES

12/18/1949: AAFC All-Stars 12, BROWNS 7

BROWNS IN COLLEGE ALL-STAR GAMES

8/17/1951: BROWNS 33, All-Stars 0
8/12/1955: All-Stars 30, BROWNS 27
8/10/1956: BROWNS 26, All-Stars 0
8/6/1965: BROWNS 24, All-Stars 16

BROWNS' NFL PLAYOFF RECORD: 11-20 (.355)

BROWNS VS. AAFC ALL-STARS

In its four years of existence, the All-America Football Conference (AAFC) was dominated by the Browns as Cleveland won the league's championship every year and was named lifetime champions. In 1949, the final year of the AAFC, the Browns took part in an additional exhibition after being crowned league champions.

Six games after defeating the San Francisco 49ers and winning the league title, Cleveland took on the AAFC All-Stars in Houston, Texas. Named the Shamrock Charity Bowl All-Star Game, the contest was the creation of "Diamond" Glenn McCarthy, a Houston oil tycoon and huge football fan who hoped his city would be able to land an expansion team in the new and improved NFL.

The Browns all-star opponents featured rookie quarterback sensation Y.A. Tittle, who played for the Colts but would later go on to haunt the Browns in the early 1960s with the New York Giants, 49ers FB Joe Perry and HBs Buddy Young and Tom Landry of the New York Yankees. All but Young are in the Pro Football Hall of Fame.

Less than a week off of winning the AAFC title, 12,000 fans in attendance watched the Browns fall to the league's All-Stars, 12-7, in cold and rainy conditions. The contest marked the first game in the city's history that featured integrated players and fans as the Browns had the first two African-American players of the modern era in Hall of Famer FB Marion Motley and DL Bill Willis and later added P Horace Gillom.

In the following year, the Browns, the 49ers and the Baltimore Colts joined the NFL after the AAFC disbanded, making the exhibition the final game in the league's short history. In their first year in the NFL, the Browns went on to win their fifth consecutive championship.

ALL-TIME ATTENDANCE

YEAR	HOME GAMES	HOME ATTEND	ROAD ATTEND	PRESEASON ATTEND	PLAYOFF ATTEND	TOTAL ATTEND
1946	7	339,962	206,060	35,964	40,469	622,455
1947	7	392,760	270,619	33,106	61,879	758,364
1948	7	318,619	270,728	43,279	22,981	655,607
1949	6	189,604	211,565	63,997	39,820	504,986
1950	6	200,319	232,361	125,642	62,805	621,127
1951	6	231,414	231,854	259,359	57,540	780,167
1952	6	240,204	200,656	116,310	50,934	608,104
1953	6	274,671	183,272	189,571	54,577	702,091
1954	6	183,476	200,101	182,255	43,827	609,659
1955	6	251,444	220,892	247,200	87,695	807,231
1956	6	221,648	161,887	302,221	—	685,756
1957	6	324,165	222,185	226,348	55,263	827,961
1958	6	370,781	264,375	224,602	61,174	920,932
1959	6	338,380	257,990	191,477	—	787,847
1960	6	337,972	234,767	*197,513	—	770,252
1961	7	426,886	268,909	173,603	—	869,398
1962	7	422,043	289,807	240,081	—	951,931
1963	7	487,430	331,642	*267,807	—	1,086,879
1964	7	549,334	337,929	218,544	79,544	1,185,351
1965	7	557,283	369,055	254,591	50,852	1,231,781
1966	7	544,250	389,783	246,708	—	1,180,741
1967	7	544,807	402,976	*295,514	70,786	1,314,083
1968	7	527,107	366,524	291,232	162,125	1,346,988
1969	7	578,360	380,442	283,248	117,221	1,359,271
1970	7	567,377	379,082	347,558	—	1,294,017
1971	7	541,505	381,467	334,051	74,082	1,331,105
1972	7	528,591	382,182	397,140	80,010	1,387,923
1973**	7	490,406	382,124	329,183	—	1,201,713
1974	7	424,412	319,684	200,904	—	945,000
1975	7	390,440	358,175	180,338	—	928,953
1976	7	472,602	310,340	183,434	—	966,376
1977	7	480,805	380,166	248,178	—	1,109,149
1978	8	510,046	397,891	127,918	—	1,035,855
1979	8	593,821	400,029	169,623	—	1,163,473
1980	8	620,496	419,834	197,991	77,655	1,195,976
1981	8	601,725	470,856	232,523	—	1,305,104
1982	4	251,314	245,350	209,598	56,555	762,817
1983	8	564,639	414,621	202,840	—	1,182,100
1984	8	458,433	345,159	162,367	—	965,959
1985	8	535,752	445,250	156,607	75,128	1,212,737
1986	8	583,739	452,237	192,060	158,021	1,386,057
1987	7	492,939	378,368	193,325	154,579	1,219,211
1988	8	615,545	469,029	238,380	74,977	1,397,931
1989	8	613,415	483,534	289,305	153,752	1,540,006
1990	8	568,093	516,085	233,158	—	1,317,336
1991	8	571,752	432,264	216,260	—	1,220,276
1992	8	560,417	416,269	203,012	—	1,179,698
1993	8	568,474	415,133	166,496	—	1,150,103
1994	8	559,582	492,141	197,793	135,637	1,385,153
1995	8	512,392	458,037	177,653	—	1,148,082
1999	8	580,934	482,769	297,883	—	1,361,586
2000	8	581,544	475,595	270,697	—	1,327,836
2001	8	583,094	506,492	280,694	—	1,370,280
2002	8	586,294	523,767	265,136	62,595	1,446,792
2003	8	585,564	553,876	268,108	—	1,407,548
2004	8	584,840	556,930	282,059	—	1,423,829
2005	8	578,330	502,742	255,658	—	1,336,730
2006	8	578,672	533,569	275,716	—	1,387,957
2007	8	584,006	526,080	275,716	—	1,385,802
2008	8	582,230	565,392	265,211	—	1,412,833
2009	8	551,110	503,105	265,228	—	1,391,443
2010	8	528,933	488,974	225,951	—	1,243,858
2011	8	526,997	486,462	242,099	—	1,255,558
2012	8	533,058	532,210	235,981	—	1,301,249
2013	8	569,939	552,811	240,750	—	1,363,500
2014	8	539,400	544,455	243,632	—	1,327,487
2015	8	529,488	532,774	228,268	—	1,290,530
2016	8	514,489	530,336	242,829	—	1,287,654
2017	7	436,823	456,947	232,361	—	1,126,131
TOTALS		33,087,376	26,906,972	15,391,844	2,222,483	77,689,675

* Includes Miami Playoff Bowl games at end of season.
 ** First year of new method of announcing attendance.

STAFF
 PLAYERS
 2017 SEASON
 HISTORY
 RECORDS
 GAME DAY



RECORDS

RECORDS

CAREER TOP 10

SCORING

PLAYER	YEARS	TD	PAT	FG	TOTAL
1. Lou Groza	1950-59, 61-67	1	641	234	1,349
2. Phil Dawson	1999-2012	1	350	305	1,271
3. Don Cockroft	1968-80	0	432	216	1,080
4. Jim Brown	1957-65	126	0	0	756
5. Matt Bahr	1981-89	0	248	143	677
6. Leroy Kelly	1964-73	90	0	0	540
7. Matt Stover	1991-95	0	156	108	480
8. Gary Collins	1962-72	70	0	0	420
9. Ray Renfro	1952-63	55	0	0	330
10. Kevin Mack	1985-93	54	0	0	324

RUSHING

PLAYER	YEARS	CARRIES	YARDS	AVG.	TD
1. Jim Brown	1957-65	2,359	12,312	5.2	106
2. Leroy Kelly	1964-73	1,727	7,274	4.2	74
3. Mike Pruitt	1976-84	1,593	6,540	4.1	47
4. Greg Pruitt	1973-81	1,158	5,496	4.7	25
5. Kevin Mack	1985-93	1,291	5,123	4.0	46
6. Earnest Byner	1984-88, 94-95	862	3,364	3.9	27
7. Ernie Green	1962-68	668	3,204	4.8	15
8. Isaiah Crowell	2014-17	737	3,118	4.2	21
9. Jamal Lewis	2007-09	720	2,806	3.9	13
10. Bobby Mitchell	1958-61	423	2,297	5.4	16

ATTEMPTS

PLAYER	YEARS	ATTEMPTS
1. Jim Brown	1957-65	2,359
2. Leroy Kelly	1964-73	1,727
3. Mike Pruitt	1976-84	1,593
4. Kevin Mack	1985-93	1,291
5. Greg Pruitt	1973-81	1,158
6. Earnest Byner	1984-88, 94-95	862
7. Isaiah Crowell	2014-17	737
8. Jamal Lewis	2007-09	720
9. Ernie Green	1962-68	668
10. Eric Metcalf	1989-94	592

TOUCHDOWNS

PLAYER	YEARS	RUSHING TDS
1. Jim Brown	1957-65	106
2. Leroy Kelly	1964-73	74
3. Mike Pruitt	1976-84	47
4. Kevin Mack	1985-93	46
5. Otto Graham	1950-55	33
6. Earnest Byner	1984-88, 94-95	27
7. Greg Pruitt	1973-81	25
8. Isaiah Crowell	2014-17	21
9. Bo Scott	1969-74	18
10. Cleo Miller	1975-82	16
Bobby Mitchell	1958-61	16

PASSING

PLAYER	YEARS	ATTEMPTS
1. Brian Sipe	1974-83	3,439
2. Bernie Kosar	1985-93	3,150
3. Frank Ryan	1962-68	1,755
4. Tim Couch	1999-03	1,714
5. Otto Graham	1950-55	1,565
6. Mike Phipps	1970-76	1,317
7. Bill Nelsen	1968-72	1,314
8. Derek Anderson	2005-09	1,109
9. Mitt Plum	1957-61	1,083
10. Vinny Testaverde	1993-95	998

COMPLETIONS

PLAYER	YEARS	COMPLETIONS
1. Brian Sipe	1974-83	1,944
2. Bernie Kosar	1985-93	1,853
3. Tim Couch	1999-03	1,025
4. Frank Ryan	1962-68	907
5. Otto Graham	1950-55	872
6. Bill Nelsen	1968-72	689
7. Mike Phipps	1970-76	633
8. Mitt Plum	1957-61	627
9. Derek Anderson	2005-09	587
10. Vinny Testaverde	1993-95	578

YARDS

PLAYER	YEARS	YARDS
1. Brian Sipe	1974-83	23,713
2. Bernie Kosar	1985-93	21,904
3. Otto Graham	1950-55	13,499
4. Frank Ryan	1962-68	13,361
5. Tim Couch	1999-03	11,131
6. Bill Nelsen	1968-72	9,725
7. Mitt Plum	1957-61	8,914
8. Mike Phipps	1970-76	7,700
9. Vinny Testaverde	1993-95	7,255
10. Derek Anderson	2005-09	7,083

TOUCHDOWNS

PLAYER	YEARS	TOUCHDOWNS
1. Brian Sipe	1974-83	154
2. Frank Ryan	1962-68	134
3. Bernie Kosar	1985-93	116
4. Otto Graham	1950-55	88
5. Bill Nelsen	1968-72	71
6. Mitt Plum	1957-61	66
7. Tim Couch	1999-03	64
8. Vinny Testaverde	1993-95	67
9. Derek Anderson	2005-09	46
10. Mike Phipps	1970-76	40

QUARTERBACK RATING (MINIMUM 750 ATTEMPTS)

PLAYER	YEARS	ATT	COMP	YARDS	TD	INT	RATING
1. Mitt Plum	1957-61	1,083	627	8,914	66	39	89.9
2. Bernie Kosar	1985-93	3,150	1,853	21,904	116	81	81.6
3. Frank Ryan	1962-68	1,755	907	13,361	134	88	81.4
4. Vinny Testaverde	1993-95	998	578	7,255	47	37	80.9
5. Otto Graham	1950-55	1,565	872	13,499	88	94	78.2
6. Tim Couch	1999-03	1,714	1,025	11,131	64	67	75.1
7. Brian Sipe	1974-83	3,439	1,944	23,713	154	149	74.8
8. Bill Nelsen	1968-72	1,314	689	9,725	71	71	72.1
9. Brandon Weeden	2012-13	784	438	5,116	23	26	71.8
10. Derek Anderson	2005-09	1,109	587	7,083	46	45	69.7

RECEIVING

PLAYER	YEARS	RECEPTIONS
1. Ozzie Newsome	1978-90	662
2. Gary Collins	1962-71	331
3. Greg Pruitt	1973-81	323
4. Kevin Johnson	1999-03	315
Brian Brennan	1984-91	315
6. Reggie Rucker	1975-81	310
7. Webster Slaughter	1986-91	305
8. Eric Metcalf	1989-94	297
9. Ray Renfro	1952-63	281
10. Earnest Byner	1984-88, 94-95	276
Dennis Northcutt	2000-06	276

RECEIVING YARDS

PLAYER	YEARS	REC.	YARDS	AVG.	TDS
1. Ozzie Newsome	1978-90	662	7,980	12.1	47
2. Ray Renfro	1952-63	281	5,508	19.6	50
3. Gary Collins	1962-71	331	5,299	16.0	70
4. Paul Warfield	1964-69, 76-77	271	5,210	19.2	52
5. Reggie Rucker	1975-81	310	4,953	16.0	32
6. Webster Slaughter	1986-91	305	4,834	15.8	27
7. Dave Logan	1976-83	262	4,247	16.2	24
8. Mitt Morin	1966-75	271	4,208	15.5	16
9. Brian Brennan	1984-91	315	4,148	13.2	19
10. Dante Lavelli	1950-56*	244	3,908	16.0	33

AVERAGE PER RECEPTION (MINIMUM 100 RECEPTIONS)

PLAYER	YEARS	AVERAGE
1. Ray Renfro	1952-63	19.6
2. Paul Warfield	1964-69, 76-77	19.2
3. Ricky Feacher	1976-84	18.4
4. Darrel Brewster	1952-58	18.1
5. Josh Gordon	2012-17	17.3
6. Dub Jones	1950-55	16.8
7. Dave Logan	1976-83	16.2
Michael Jackson	1991-95	16.2
9. Dante Lavelli	1950-56*	16.0
Gary Collins	1962-71	16.0
Reggie Rucker	1975-81	16.0

*Does not include AAFC statistics

INTERCEPTIONS

PLAYER	YEARS	NO.	YARDS	AVG.	TD
1. Thom Darden	1972-74, 76-81	45	820	18.2	2
2. Warren Lahr	1950-59	40	530	13.3	5
3. Clarence Scott	1971-83	39	407	10.4	2
4. Ken Konz	1953-59	30	392	13.1	4
5. Bernie Parrish	1959-66	29	557	19.2	3
6. Ross Fichtner	1960-67	27	581	21.5	3
Mike Howell	1965-72	27	252	9.3	0
8. Felix Wright	1985-90	26	469	18.0	2
Hanford Dixon	1981-89	26	225	8.7	0
Tommy James	1950-55	26	208	8.0	0

PUNT RETURNS

PLAYER	YEARS	NO.
1. Dennis Northcutt	2000-06	202
2. Joshua Cribbs	2005-12	195
3. Gerald McNeil	1986-89	161
4. Eric Metcalf	1989-94	127
5. Dino Hall	1979-83	111
6. Leroy Kelly	1964-73	94
7. Keith Wright	1978-80	78
8. Travis Benjamin	2012-15	68
Ken Konz	1953-59	68
10. Billy Reynolds	1953-54, 57	67

RETURN YARDS

PLAYER	YEARS	YARDS
1. Joshua Cribbs	2005-12	2,154
2. Dennis Northcutt	2000-06	2,149
3. Gerald McNeil	1986-89	1,545
4. Eric Metcalf	1989-94	1,341
5. Leroy Kelly	1964-73	990
6. Dino Hall	1979-83	901
7. Travis Benjamin	2012-15	857
8. Greg Pruitt	1973-81	659
9. Bobby Mitchell	1958-61	607
10. Ken Konz	1953-59	556

RETURN AVERAGE (MINIMUM 50 RETURNS)

PLAYER	YEARS	NO.	YARDS	AVG.	TD
1. Travis Benjamin	2012-15	68	857	12.6	3
2. Greg Pruitt	1973-81	56	659	11.8	0
3. Bobby Mitchell	1958-61	54	607	11.2	3
4. Joshua Cribbs	2005-12	195	2,154	11.0	3
5. Dennis Northcutt	2000-06	202	2,149	10.6	3
Eric Metcalf	1989-94	127	1,341	10.6	5
7. Leroy Kelly	1964-73	94	990	10.5	3
8. Gerald McNeil	1986-89	161	1,545	9.6	1
9. Ken Konz	1953-59	68	556	8.2	1
10. Dino Hall	1979-83	111	901	8.1	0

KICKOFF RETURNS

PLAYER	YEARS	NO.
1. Joshua Cribbs	2005-12	387
2. Dino Hall	1979-83	151
3. Eric Metcalf	1989-94	139
4. Andre' Davis	2002-04	88
5. Glen Young	1984-85, 87-88	87
6. Randy Baldwin	1991-94	82
7. Leroy Kelly	1964-73	76
8. Keith Wright	1978-80	70
9. Gerald McNeil	1986-89	64
10. Bobby Mitchell	1958-61	62
Walter Roberts	1964-66	62

RETURN YARDS

PLAYER	YEARS	YARDS
1. Joshua Cribbs	2005-12	10,015
2. Dino Hall	1979-83	3,185
3. Eric Metcalf	1989-94	2,806
4. Glen Young	1984-85, 87-88	2,079
5. Randy Baldwin	1991-94	1,872
6. Andre' Davis	2002-04	1,871
7. Leroy Kelly	1964-73	1,784
8. Keith Wright	1978-80	1,767
9. Walter Roberts	1964-66	1,608
10. Bobby Mitchell	1958-61	1,550

KICKOFF RETURN AVERAGE (MINIMUM 50 RETURNS)

PLAYER	YEARS	NO.	YARDS	AVG.	TD
1. Greg Pruitt	1973-81	58	1,523	26.3	1
2. Walter Roberts	1964-66	62	1,608	25.9	0
Joshua Cribbs	2005-12	387	10,015	25.9	8
4. Keith Wright	1978-80	70	1,767	25.2	0
5. Bobby Mitchell	1958-61	62	1,550	25.0	3
6. Billy Lefear	1972-75	60	1,461	24.4	0
7. Glen Young	1984-85, 87-88	87	2,079	23.9	0
8. Leroy Kelly	1964-73	76	1,784	23.5	0
9. Randy Baldwin	1991-94	82	1,872	22.8	1
10. Andre' Davis	2002-04	88	1,871	21.3	1

COMBINED YARDS*

PLAYER	YEARS	ATT.	YARDS	AVG.
1. Jim Brown	1957-65	2,650	15,459	5.8
2. Joshua Cribbs	2005-12	817	14,083	17.2
3. Leroy Kelly	1964-73	2,087	12,329	5.9
4. Greg Pruitt	1973-81	1,595	10,700	6.7
5. Eric Metcalf	1989-94	1,155	9,108	7.9
6. Mike Pruitt	1976-84	1,860	8,538	4.6
7. Ozzie Newsome	1978-90	682	8,144	11.9
8. Kevin Mack	1985-93	1,488	6,725	4.5
9. Ray Renfro	1952-63	467	6,569	14.1
10. Earnest Byner	1984-88, 94-95	1,166	6,509	5.6

*Includes rushing, receiving, punt returns and kickoff returns.

1950 NFL CHAMPIONSHIP TEAM



TOP 10 SEASONS

SCORING

PLAYER	YEAR	TD	PAT	FG	TOTAL
1. Jim Brown	1965	21	0	0	126
2. Leroy Kelly	1968	20	0	0	120
Phil Dawson	2007	0	42	26	120
4. Phil Dawson	2012	0	29	29	116
5. Lou Groza	1964	0	49	22	115
6. Matt Stover	1995	0	26	29	113
7. Matt Stover	1994	0	32	26	110
8. Lou Groza	1953	0	39	23	108
Jim Brown	1958	18	0	0	108
Jim Brown	1962	18	0	0	108
Phil Dawson	2008	0	18	30	108

RUSHING YARDS

PLAYER	YEAR	ATT	YARDS	AVG.	TD
1. Jim Brown	1963	291	1,863	6.4	12
2. Jim Brown	1965	289	1,544	5.3	17
3. Jim Brown	1958	257	1,527	5.9	17
4. Jim Brown	1964	280	1,446	5.2	7
5. Jim Brown	1961	305	1,408	4.6	8
6. Jim Brown	1959	290	1,329	4.6	14
7. Jamal Lewis	2007	298	1,304	4.4	9
8. Mike Pruitt	1979	264	1,294	4.9	9
9. Jim Brown	1960	215	1,257	5.8	9
10. Leroy Kelly	1968	248	1,239	5.0	16

PASSING

YARDS

PLAYER	YEAR	ATT	COMP	YARDS	TD	INT	RATING
1. Brian Sipe	1980	554	337	4,132	30	14	91.4
2. Brian Sipe	1981	567	313	3,876	17	25	68.2
3. Bernie Kosar	1986	531	310	3,854	17	10	83.8
4. Brian Sipe	1979	535	286	3,793	28	26	73.4
5. Derek Anderson	2007	527	298	3,787	29	19	82.5
6. Brian Sipe	1983	496	291	3,566	26	23	79.1
7. Bernie Kosar	1989	513	303	3,533	18	14	80.3
8. Bernie Kosar	1991	494	307	3,487	18	9	87.8
9. Paul McDonald	1984	493	271	3,472	14	23	67.3
10. Brandon Weeden	2012	517	297	3,385	14	17	72.6

QUARTERBACK RATING (MINIMUM 200 ATTEMPTS)

PLAYER	YEAR	ATT	COMP	YARDS	TD	INT	RATING
1. Mitt Plum	1960	250	151	2,297	21	5	110.37
2. Otto Graham	1953	258	167	2,722	11	9	99.66
3. Bernie Kosar	1987	389	241	3,033	22	9	95.41
4. Josh McCown	2015	292	186	2,109	12	4	93.25
5. Brian Sipe	1980	554	337	4,132	30	14	91.37
6. Frank Ryan	1963	256	135	2,038	25	13	90.59
7. Mitt Plum	1961	302	177	2,416	18	10	90.33
8. Frank Ryan	1966	382	200	2,974	29	14	88.19
9. Bernie Kosar	1991	494	307	3,487	18	9	87.84
10. V. Testaverde	1995	392	241	2,883	17	10	87.79

RECEIVING

RECEPTIONS

PLAYER	YEAR	RECEPTIONS
1. Ozzie Newsome	1983	89
Ozzie Newsome	1984	89
Kellen Winslow	2006	89
4. Josh Gordon	2013	87
5. Kevin Johnson	2001	84
6. Kellen Winslow	2007	82
7. Jordan Cameron	2013	80
Braylon Edwards	2007	80
9. Gary Barnidge	2015	79
10. Terrelle Pryor Sr.	2016	77

YARDS

PLAYER	YEAR	YARDS
1. Josh Gordon	2013	1,646
2. Braylon Edwards	2007	1,289
3. Webster Slaughter	1989	1,236
4. Kellen Winslow	2007	1,106
5. Kevin Johnson	2001	1,097
6. Paul Warfield	1968	1,067
7. Gary Barnidge	2015	1,043
8. Antonio Bryant	2005	1,009
9. Terrelle Pryor Sr.	2016	1,007
10. Ozzie Newsome	1981	1,002

INTERCEPTIONS

PLAYER	YEAR	NO	YARDS	AVG	TD
1. Thom Darden	1978	10	200	20.0	0
Anthony Henry	2001	10	177	17.7	1
3. Tommy James	1950	9	69	7.7	0
Felix Wright	1989	9	91	10.1	1
Eric Turner	1994	9	199	22.1	1
6. Warren Lahr	1950	8	99	12.4	2
Jim Shofer	1960	8	75	9.4	0
Bobby Franklin	1960	8	131	16.4	2
Mike Howell	1966	8	62	7.8	0
Ross Fichtner	1966	8	152	19.0	1
Ben Davis	1968	8	162	20.3	0
Thom Darden	1974	8	105	13.1	0

PUNTING GROSS AVERAGE

PLAYER	YEAR	NO	YARDS	AVG.	LG	BLOCK
1. Britton Colquitt	2017	80	2,894	47.62	67	1
2. Andy Lee	2015	70	3,270	46.71	67	0
3. Gary Collins	1965	65	3,035	46.69	71	0
4. Horace Gillom	1952	61	2,787	45.69	73	1
5. Chris Dacko	2000	108	4,919	45.55	67	0
6. Horace Gillom	1951	73	3,321	45.49	66	0
7. Dave Zastudil	2008	75	3,410	45.47	65	0
8. Britton Colquitt	2016	83	3,761	45.31	65	0
9. Dave Zastudil	2009	49	2,188	44.70	60	0
10. Spencer Lanning	2014	93	4,119	44.29	59	0
Brian Hansen	1993	82	3,632	44.29	72	2

PUNT RETURN AVERAGE

PLAYER	YEAR	NO	YARDS	AVG.	TD
1. Leroy Kelly	1965	17	265	15.6	2
2. Dennis Northcutt	2002	25	367	14.7	2
3. Joshua Cribbs	2007	30	405	13.5	1
4. Greg Pruitt	1974	27	349	12.9	0
Eric Metcalfe	1993	36	464	12.9	2
6. Ben Davis	1967	18	229	12.7	1
7. Ken Carpenter	1951	14	173	12.4	0
8. Dennis Northcutt	2004	36	432	12.0	0
Joshua Cribbs	2012	38	457	12.0	0
10. Joshua Cribbs	2009	38	452	11.9	1

KICKOFF RETURN AVERAGE (MINIMUM 14)

PLAYER	YEAR	NO	YARDS	AVG.	TD
1. Billy Lefear	1975	14	412	31.7	0
2. Joshua Cribbs	2007	59	1,809	30.7	2
3. Billy Reynolds	1954	14	413	29.5	0
4. Bo Scott	1969	25	722	28.9	0
5. Greg Pruitt	1973	16	453	28.3	0
6. Walter Roberts	1964	24	661	27.5	0
Greg Pruitt	1974	22	606	27.5	1
Joshua Cribbs	2009	56	1,542	27.5	3
9. Walter Roberts	1965	18	493	27.4	0
Joshua Cribbs	2012	43	1,178	27.4	0

COMBINED YARDS*

PLAYER	YEAR	ATT	YARDS	AVG.
1. Joshua Cribbs	2009	169	2,510	14.9
2. Joshua Cribbs	2007	101	2,312	22.9
3. Jim Brown	1963	315	2,131	6.8
4. Leroy Kelly	1966	273	2,014	7.4
5. Eric Metcalfe	1993	243	1,932	8.0
6. Jim Brown	1961	353	1,917	5.4
7. Joshua Cribbs	2011	121	1,905	15.7
8. Jim Brown	1965	323	1,872	5.8
9. Greg Pruitt	1975	288	1,798	6.2
10. Jim Brown	1964	316	1,786	5.7

*Includes rushing, receiving, punt returns and kickoff returns.

TOP 10 GAME PERFORMANCES

RUSHING YARDS

PLAYER	OPPONENT	DATE	YARDS
1. Jerome Harrison	at Kansas City	12/20/2009	286
2. Jim Brown	vs. L.A. Rams	11/24/1957	237
Jim Brown	vs. Philadelphia	11/19/1961	237
4. Bobby Mitchell	at Washington	11/15/1959	232
Jim Brown	at Dallas	9/22/1963	232
6. Jim Brown	at Philadelphia	11/3/1963	223
7. Jamal Lewis	vs. Cincinnati	9/16/2007	216
8. Greg Pruitt	vs. Kansas City	12/14/1975	214
9. Greg Pruitt	at Atlanta	10/17/1976	191
10. Marion Motley	vs. Pittsburgh	10/29/1950	188
Jim Brown	at Dallas	10/18/1964	188
Earnest Byner	at Houston Oilers	12/16/1984	188

PASSING

YARDS				
PLAYER	OPPONENT	DATE	YARDS	ATT COMP
1. Josh McCown	at Baltimore	10/11/2015	457	51 36
2. Brian Sipe	vs. Baltimore	10/25/1981	444	41 30
3. Bernie Kosar	vs. Pittsburgh	11/23/1986	414	46 28
4. Kelly Holcomb	at Cincinnati	11/28/2004	413	39 30
5. Otto Graham	at Pittsburgh	10/4/1952	403	49 21
Bernie Kosar	vs. Miami	11/10/1986	401	50 32
7. Kelly Holcomb	vs. Arizona	11/16/2003	392	35 29
8. Jason Campbell	at New England	12/8/2013	391	44 29
Brian Sipe	vs. Green Bay	10/19/1980	391	39 24
10. Brian Sipe	vs. San Diego	9/7/1981	375	57 31

HIGHEST QUARTERBACK RATING (MINIMUM 15 ATTEMPTS)

PLAYER	OPPONENT	DATE	RATING
1. Otto Graham	vs. Chicago Cardinals	10/10/1954	158.33
Brian Sipe	vs. Buffalo	10/29/1978	158.33
3. Milt Plum	vs. St. Louis Cardinals	11/13/1960	154.86
4. Milt Plum	vs. Washington	10/25/1959	153.94
5. Brian Sipe	at Baltimore	11/19/1978	150.57
6. Frank Ryan	at New York Giants	10/24/1965	146.39
7. Bernie Kosar	vs. Dallas	12/4/1988	145.29
8. Milt Plum	vs. Philadelphia	10/23/1960	145.08
9. Gary Danielson	at Cincinnati	10/18/1987	144.02
10. Derek Anderson	at St. Louis Rams	10/28/2007	143.00

RECEIVING

RECEPTIONS			
PLAYER	OPPONENT	DATE	REC
1. Josh Gordon	vs. Pittsburgh	11/24/2013	14
Ozzie Newsome	vs. New York Jets	10/14/1984	14
3. Mac Speedie	vs. Chicago Cardinals	11/9/1952	11
Webster Slaughter	at Pittsburgh	12/22/1991	11
Kevin Johnson	at San Francisco	9/21/2003	11
Kellen Winslow	at San Diego	11/5/2006	11
Kellen Winslow	at Houston Texans	12/31/2006	11
Kellen Winslow	vs. Seattle	11/4/2007	11
9. Dub Jones	at Washington	12/10/1950	10

COMBINED YARDS*

PLAYER	OPPONENT	DATE	YARDS
1. Joshua Cribbs	at Kansas City	12/20/2009	316 (269 KR, 36 PR, 8 R, 3 P)
2. Jim Brown	vs. Philadelphia	11/19/1961	313 (237 R, 52 P, 24 KR)
3. Joshua Cribbs	at Baltimore	11/18/2007	309 (245 KR, 61 PR, 3 R)
4. Greg Pruitt	vs. Cincinnati	11/23/1975	304 (121 R, 106 P, 36 KR, 41 PR)
5. Leroy Kelly	vs. New York Giants	12/4/1966	299 (126 R, 71 P, 102 KR)
6. Joshua Cribbs	vs. Baltimore	11/2/2008	278 (237 KR, 41 PR)
7. Travis Benjamin	vs. Tennessee	9/20/2015	269 (154 PR, 115 R)
Jim Brown	at Los Angeles Rams	11/24/1957	269 (237 R, 21 P, 11 KR)
9. Jim Brown	at Washington	9/15/1963	262 (162 R, 100 P)
10. Josh Gordon	vs. Jacksonville	12/1/2013	261 (261 P)

*Includes rushing, receiving, punt returns and kickoff returns.

Gern Nagler	at Pittsburgh	11/20/1960	10
Greg Pruitt	vs. New York Jets	12/7/1980	10
Ozzie Newsome	vs. San Diego	12/5/1982	10
Ozzie Newsome	at Cincinnati	12/12/1982	10
Ozzie Newsome	vs. Houston Oilers	11/25/1984	10
Earnest Byner	vs. Cincinnati	9/18/1986	10
Brian Brennan	at Cincinnati	10/18/1987	10
Leroy Hoard	at Houston Oilers	11/17/1991	10
Leroy Hoard	vs. Houston Oilers	12/15/1991	10
Darrin Chiaverini	vs. Jacksonville	12/19/1999	10
Jamel White	at Tampa Bay	10/13/2002	10
Kellen Winslow	vs. Houston Texans	11/25/2007	10
Kellen Winslow	vs. Denver	11/6/2008	10
Benjamin Watson	at Miami	12/5/2010	10
Josh Gordon	at Minnesota	9/22/2013	10
Jordan Cameron	vs. Cincinnati	9/29/2013	10
Josh Gordon	vs. Jacksonville	12/1/2013	10

YARDS

PLAYER	OPPONENT	DATE	YARDS
1. Josh Gordon	vs. Jacksonville	12/1/2013	261
2. Josh Gordon	vs. Pittsburgh	11/24/2013	237
3. Ozzie Newsome	vs. New York Jets	10/14/1984	191
4. Webster Slaughter	vs. Chicago	10/23/1989	186
5. Webster Slaughter	vs. Houston Oilers	10/29/1989	184
6. Darrel Brewster	vs. New York Giants	12/6/1953	182
7. Gern Nagler	at Pittsburgh	11/20/1960	177
Reggie Rucker	vs. Miami	11/18/1979	177
Eric Metcalf	at L.A. Raiders	9/20/1992	177
10. Brian Brennan	vs. San Diego	12/21/1986	176

PUNT RETURN YARDS

PLAYER	OPPONENT	DATE	YARDS
1. Travis Benjamin	vs. Buffalo	10/3/2013	179
2. Eric Metcalf	vs. Pittsburgh	10/24/1993	166
3. Travis Benjamin	vs. Tennessee	9/20/2015	154
4. Joshua Cribbs	vs. San Francisco	12/30/2007	135
5. Joshua Cribbs	vs. Cincinnati	10/4/2009	120
6. Eric Metcalf	at Cincinnati	9/4/1994	115
7. Leroy Kelly	at Pittsburgh	11/28/1965	109
8. Gerald McNeil	vs. Detroit	9/28/1986	106
9. Dennis Northcutt	at Tennessee	9/22/2002	105
10. Dennis Northcutt	at San Diego	11/5/2006	104

KICKOFF RETURN YARDS

PLAYER	OPPONENT	DATE	YARDS
1. Joshua Cribbs	at Kansas City	12/20/2009	269
2. Joshua Cribbs	at Baltimore	11/18/2007	245
3. Joshua Cribbs	vs. Baltimore	11/2/2008	237
4. Joshua Cribbs	at New York Giants	10/7/2012	221
5. Richard Alston	at Cincinnati	11/28/2004	212
6. Joshua Cribbs	at Pittsburgh	11/11/2007	204
7. Richard Alston	at Baltimore	11/7/2004	197
8. Joshua Cribbs	vs. Washington	12/16/2012	191
9. Joshua Cribbs	vs. Cincinnati	9/16/2007	183
10. Joshua Cribbs	at Oakland	9/23/2007	174

STAFF

PLAYERS

2017 SEASON

HISTORY

RECORDS

GAME DAY

LONGEST PLAYS

LONGEST RUSHING PLAYS

- 90 — Bobby Mitchell vs. Washington Redskins, Nov. 15, 1959 (TD)
- 85 — Isaiah Crowell vs. Baltimore Ravens, Sept. 18, 2016 (TD)
- 80 — Jim Brown vs. Washington Redskins, Sept. 15, 1963 (TD)
- 78 — Greg Pruitt vs. Kansas City Chiefs, Oct. 30, 1977 (TD)
- 78 — Lee Suggs at Cincinnati Bengals, Dec. 28, 2003 (TD)
- 77 — Mike Pruitt vs. Oakland Raiders, Dec. 9, 1979 (TD)
- 75 — Reuben Droughns vs. Miami Dolphins, Nov. 20, 2005 (TD)
- 73 — Ernie Green vs. Detroit Lions, Dec. 8, 1963
- 72 — Jerome Harrison at Buffalo Bills, Nov. 7, 2008 (TD)
- 71 — Jim Brown vs. Philadelphia Eagles, Nov. 23, 1960 (TD)
- 71 — Jim Brown vs. Dallas Cowboys, Sept. 22, 1963 (TD)
- 71 — Jim Brown vs. Dallas Cowboys, Oct. 18, 1964
- 71 — Mike Pruitt vs. Buffalo Bills, Oct. 29, 1978 (TD)
- 71 — Jerome Harrison at Kansas City, Dec. 20, 2009 (TD)

LONGEST PASSING PLAYS

- '99 — Jeff Garcia to Andre Davis vs. Cincinnati Bengals, Oct. 17, 2004 (TD)
 - 97 — Bernie Kosar to Webster Slaughter vs. Chicago Bears, Oct. 23, 1989 (TD)
 - 95 — Brandon Weeden to Josh Gordon vs. Jacksonville Jaguars, Dec. 1, 2013 (TD)**
 - 87 — Bill Nelsen to Milt Morin vs. Philadelphia Eagles, Nov. 24, 1968
 - 86 — Milt Plum to Leon Clarke vs. Philadelphia Eagles, Oct. 23, 1960 (TD)
 - 83 — Frank Ryan to Jim Brown vs. Washington Redskins, Sept. 15, 1963 (TD)
 - 82 — Bill Nelsen to Paul Warfield vs. St. Louis Cardinals, Dec. 14, 1969 (TD)
 - 81 — Otto Graham to Dub Jones vs. San Francisco 49ers, Sept. 30, 1951 (TD)
 - 81 — Vinny Testaverde to Derrick Alexander vs. Arizona Cardinals, Sept. 18, 1994 (TD)
 - 81 — Brian Hoyer to Jordan Cameron at Carolina Panthers, Dec. 21, 2014 (TD)
- *tied an NFL record

LONGEST PUNTS

- 80 — Horace Gillom vs. New York Giants, Nov. 28, 1954
- 75 — Horace Gillom vs. Pittsburgh Steelers, Oct. 29, 1950
- 73 — Horace Gillom vs. Washington Redskins, Oct. 26, 1952
- 73 — Gary Collins vs. Pittsburgh Steelers, Oct. 5, 1963
- 73 — Brian Hansen vs. Denver Broncos, Sept. 27, 1992
- 72 — Brian Hansen at Cincinnati Bengals, Oct. 17, 1993
- 71 — Gary Collins vs. Philadelphia Eagles, Oct. 2, 1965
- 71 — Don Cockroft vs. Houston Oilers, Nov. 22, 1970
- 71 — Don Cockroft vs. Kansas City Chiefs, Dec. 2, 1973
- 70 — Fred Morrison vs. Baltimore Colts, Nov. 11, 1956

LONGEST PUNT RETURNS

- 93 — Travis Benjamin vs. Kansas City Chiefs, Dec. 9, 2012 (TD)
- 92 — Eric Metcalf at Cincinnati Bengals, Sept. 4, 1994 (TD)
- 91 — Eric Metcalf vs. Pittsburgh Steelers, Oct. 24, 1993 (TD)
- 87 — Dennis Northcutt vs. Pittsburgh Steelers, Nov. 3, 2002 (TD)
- 84 — Gerald McNeil vs. Detroit Lions, Sept. 28, 1986 (TD)
- 84 — Joshua Cribbs at Baltimore Ravens, Dec. 24, 2011 (TD)
- 81 — Dennis Northcutt at San Diego Chargers, Nov. 5, 2006
- 79 — Travis Benjamin vs. Buffalo Bills, Oct. 3, 2013 (TD)
- 78 — Travis Benjamin vs. Tennessee Titans, Sept. 20, 2015 (TD)
- 78 — Bobby Mitchell vs. New York Giants, Dec. 6, 1959 (TD)

LONGEST KICKOFF RETURNS

- 104 — Carl Ward vs. Washington Redskins, Nov. 26, 1967 (TD)
- 103 — Joshua Cribbs at Kansas City Chiefs, Dec. 20, 2009 (TD)
- 102 — Leroy Bolden vs. Chicago Cardinals, Oct. 26, 1958 (TD)
- 101 — Eric Metcalf at Houston Oilers, Dec. 9, 1990 (TD)
- 100 — Gerald McNeil at Pittsburgh Steelers, Oct. 5, 1986 (TD)
- 100 — Joshua Cribbs at Pittsburgh Steelers, Nov. 11, 2007 (TD)
- 100 — Joshua Cribbs at Kansas City Chiefs, Dec. 20, 2009 (TD)
- 99 — Joshua Cribbs at Oakland Raiders, Sept. 23, 2007 (TD)
- 98 — Bobby Mitchell vs. Philadelphia Eagles, Nov. 23, 1958 (TD)
- 98 — Eric Metcalf at New York Jets, Sept. 16, 1990 (TD)
- 98 — Joshua Cribbs at Pittsburgh Steelers, Oct. 18, 2009 (TD)

LONGEST INTERCEPTION RETURNS

- 100 — Brodney Pool at Baltimore Ravens, Nov. 18, 2007 (TD)
- 98 — Brandon McDonald at Philadelphia Eagles, Dec. 15, 2008
- 97 — Najee Mustafaa vs. Miami Dolphins, Oct. 10, 1993 (TD)
- 97 — Anthony Henry vs. Jacksonville Jaguars, Dec. 16, 2001 (TD)
- 94 — Eric Wright vs. New York Giants, Oct. 13, 2008 (TD)
- 93 — Eric Turner vs. Arizona Cardinals, Sept. 18, 1994 (TD)
- 92 — Bernie Parrish vs. Chicago Bears, Dec. 11, 1960 (TD)
- 92 — David Brandon vs. Chicago Bears, Nov. 29, 1992 (TD)
- 88 — Ross Fichtner (literal from Erich Barnes) vs. New Orleans Saints, Oct. 1, 1967
- 79 — Jim Houston vs. New York Giants, Dec. 3, 1967 (TD)

LONGEST FUMBLE RETURNS

- 89 — Don Paul vs. Pittsburgh Steelers, Nov. 10, 1957 (TD)
- 73 — Stevon Moore at Houston Oilers, Nov. 8, 1992 (TD)
- 55 — Earnest Byner vs. Buffalo Bills, Nov. 4, 1984 (TD)
- 54 — Len Ford vs. Philadelphia Eagles, Nov. 13, 1955
- 51 — T.J. Ward vs. Chicago Bears, Dec. 15, 2013
- 47 — George Young vs. Washington Redskins, Oct. 14, 1951 (TD)
- 47 — Nick Roman vs. Denver Broncos, Oct. 27, 1974
- 44 — Junior Wren vs. Chicago Cardinals, Oct. 4, 1959 (TD)
- 42 — Jerry Helluin vs. Philadelphia Eagles, Oct. 10, 1953 (TD)
- 40 — Daven Holly vs. Tampa Bay Buccaneers, Dec. 24, 2006 (TD)

LONGEST FIELD GOALS

- 60 — Steve Cox at Cincinnati Bengals, Oct. 21, 1984
- 58 — Steve Cox at Denver Broncos, Dec. 4, 1983
- 57 — Don Cockroft at Denver Broncos, Oct. 29, 1972
- 56 — Phil Dawson at Buffalo Bills, Nov. 17, 2008
- 55 — Matt Stover at Houston Oilers, Nov. 17, 1991
- 54 — Phil Dawson vs. Baltimore Ravens, Nov. 6, 2008
- 54 — Phil Dawson at Cincinnati Bengals, Nov. 27, 2011
- 54 — Zane Gonzalez vs. Tennessee Titans, Oct. 22, 2017**
- 53 — Matt Stover at Houston Oilers, Dec. 12, 1993
- 53 — Phil Dawson vs. Seattle Seahawks, Oct. 23, 2011
- 53 — Phil Dawson at Denver Broncos, Dec. 23, 2012

INDIVIDUAL RECORDS

SERVICE

Most Seasons

- 17 Lou Groza (1950-59, 1961-67)
- 16 Clay Matthews (1978-93)
- 15 Gene Hickerson (1958-60, 1962-73)

Most Consecutive Seasons

- 16 Clay Matthews (1978-93)
- 14 Doug Dieken (1971-84)
- 14 Phil Dawson (1999-2012)
- 13 Dick Schaftrath (1959-71)
- 13 Jim Houston (1960-72)
- 13 Don Cockroft (1968-80)
- 13 Clarence Scott (1971-83)
- 13 Ozzie Newsome (1978-90)

Most Games

- 232 Clay Matthews (1978-93)
- 216 Lou Groza (1950-59, 1961-67)
- 215 Phil Dawson (1999-2012)
- 203 Doug Dieken (1971-84)
- 202 Gene Hickerson (1958-60, 1962-73)

Most Consecutive Games

- 203 Doug Dieken (1971-84)
- 188 Don Cockroft (1968-80)
- 178 Clarence Scott (1971-83)
- 168 Walter Johnson (1965-76)
- 167 Joe Thomas (2007-17)

Most Consecutive Starts

- 194 Doug Dieken (1971-84)
- 176 Joe Thomas (2007-17)

SCORING

Most Points – Career

- 1,349 Lou Groza (1950-59, 61-67); 234 FG, 641 PAT, 1 TD
- 1,271 Phil Dawson (1999-2012); 305 FG, 350 PAT, 1 TD
- 1,080 Don Cockroft (1968-80); 216 FG, 432 PAT
- 756 Jim Brown (1957-65); 126 TD
- 677 Matt Bahr (1981-89); 143 FG, 248 PAT

Most Points – Season

- 126 Jim Brown (1965); 21 TD
- 120 Phil Dawson (2007); 42 PAT, 26 FG
- 120 Leroy Kelly (1968); 20 TD
- 116 Phil Dawson (2012); 29 PAT, 29 FG
- 115 Lou Groza (1964); 22 FG, 49 PAT

Most Points – Game

- *36 Dub Jones (11/25/1951 vs. Chicago Bears); 6 TD
- 30 Jim Brown (11/1/1959 at Baltimore Colts); 5 TD
- 24 Jim Brown (11/24/1957 vs. Los Angeles Rams); 4 TD
- 24 Jim Brown (10/26/1958 at Chicago Cardinals); 4 TD
- 24 Jim Brown (11/19/1961 vs. Philadelphia Eagles); 4 TD
- 24 Jim Brown (11/18/1962 vs. St. Louis Cardinals); 4 TD
- 24 Jim Brown (11/28/1965 at Pittsburgh Steelers); 4 TD
- 24 Leroy Kelly (12/1/1968 vs. New York Giants); 4 TD
- 24 Eric Metcalf (9/20/1992 at Los Angeles Raiders); 4 TD
- 24 Jamal Lewis (11/7/2007 vs. Seattle Seahawks); 4 TD
- *Tied for NFL Record

Most Consecutive Games Scoring

- 107 Lou Groza (1950)–9, (1959)–2

Most Seasons, 100 or More Points

- 6 Phil Dawson (2002, 2004-05, 2007-08, 2012)
- 3 Jim Brown (1958, 1962, 1965)

Most Total Touchdowns – Career

- 126 Jim Brown (1957-65); 106 Rush, 20 Rec
- 90 Leroy Kelly (1964-73); 74 Rush, 13 Rec, 3 Ret
- 70 Gary Collins (1962-71); 70 Rec
- 55 Ray Renfro (1952-63); 4 Rush, 50 Rec, 1 Ret
- 54 Kevin Mack (1985-93); 46 Rush, 8 Rec

Most Total Touchdowns – Season

- 21 Jim Brown (1965); 17 Rush, 4 Rec
- 20 Leroy Kelly (1968); 16 Rush, 4 Rec
- 18 Jim Brown (1958); 17 Rush, 1 Rec
- 18 Jim Brown (1962); 13 Rush, 5 Rec
- 16 Leroy Kelly (1966); 15 Rush, 1 Rec
- 16 Braylon Edwards (2007); 16 Rec

Most Total Touchdowns – Game

- 6 Dub Jones (11/25/1951 vs. Chicago Bears); 4 Rush, 2 Rec
- 5 Jim Brown (11/1/1959 at Baltimore Colts); 5 Rush

- 4 Jim Brown (11/24/1957 vs. Los Angeles Rams); 4 Rush
- 4 Jim Brown (10/26/1958 at Chicago Cardinals); 4 Rush
- 4 Jim Brown (11/19/1961 vs. Philadelphia Eagles); 4 Rush
- 4 Jim Brown (11/18/1962 vs. St. Louis Cardinals); 4 Rush
- 4 Jim Brown (11/28/1965 at Pittsburgh Steelers); 3 Rush, 1 Rec
- 4 Leroy Kelly (12/1/1968 vs. New York Giants); 4 Rush
- 4 Eric Metcalf (9/20/1992 at Los Angeles Raiders); 1 Rush, 3 Rec
- 4 Jamal Lewis (11/4/2007 vs. Seattle Seahawks); 4 Rush

Most Consecutive Games Scoring Touchdowns

- 10 Jim Brown (1965)
- 9 Leroy Kelly (1968)

Most Return Touchdowns – Career (Defense/Special Teams)

- 11 Joshua Cribbs (2005-12)
- 7 Eric Metcalf (1989-94)
- 6 Bobby Mitchell (1958-61)
- 5 Warren Lahr (1950-59)
- 5 Ken Konz (1953-59)

Most Return Touchdowns – Season (Defense/Special Teams)

- 4 Joshua Cribbs (2009)
- 3 Joshua Cribbs (2007)
- 2 Warren Lahr (1950, 1951)
- 2 Ken Konz (1954)
- 2 Bobby Mitchell (1958, 1961)
- 2 Bobby Franklin (1960)
- 2 Leroy Kelly (1965)
- 2 Jim Houston (1967)
- 2 Gerald McNeil (1986)
- 2 Thane Gash (1989)
- 2 David Grayson (1989)
- 2 Eric Metcalf (1990, 1993, 1994)
- 2 David Brandon (1992)
- 2 Dennis Northcutt (2002)
- 2 Daven Holly (2006)
- 2 David Bowens (2010)
- 2 T.J. Ward (2013)
- 2 Karlos Dansby (2015)

Most Return Touchdowns – Game (Defense/Special Teams)

- 2 Bobby Mitchell (11/23/1958 vs. Philadelphia Eagles)
- 2 Bobby Franklin (12/11/1960 vs. Chicago Bears)
- 2 David Grayson (9/10/1989 at Pittsburgh Steelers)
- 2 Eric Metcalf (10/24/1993 vs. Pittsburgh Steelers)
- 2 Joshua Cribbs (12/20/2009 at Kansas City Chiefs)
- 2 David Bowens (10/24/2010 at New Orleans Saints)

Most Points After Touchdowns – Career

- 641 Lou Groza (1950-59, 1961-67)
- 432 Don Cockroft (1968-80)
- 350 Phil Dawson (1999-2012)
- 248 Matt Bahr (1981-89)
- 156 Matt Stover (1991-95)

Most Points After Touchdowns – Season

- 51 Lou Groza (1966)
- 49 Lou Groza (1964)
- 46 Don Cockroft (1968)
- 45 Lou Groza (1965)
- 45 Don Cockroft (1969)

Most Points After Touchdowns – Game

- 8 Lou Groza (12/6/1953 vs. New York Giants)
- 7 four times, most recently: Lou Groza (12/2/1951 vs. Chicago Cardinals)

Most Consecutive Points After Touchdowns Made

- 138 Lou Groza (1963-66)

Most Field Goals – Career

- 305 Phil Dawson (1999-2012)
- 234 Lou Groza (1950-59, 1961-67)
- 216 Don Cockroft (1968-80)
- 143 Matt Bahr (1981-89)
- 108 Matt Stover (1991-95)

Most Field Goals – Season

- 30 Phil Dawson (2008)
- 29 Matt Stover (1995)
- 29 Phil Dawson (2012)
- 28 Travis Coons (2015)
- 27 Phil Dawson (2005)

Most Field Goals – Game

- 6 Phil Dawson (11/5/2006 at San Diego Chargers)
- 5 Don Cockroft (10/19/1975 at Denver Broncos)

- 5 Matt Stover (10/29/1995 at Cincinnati Bengals)
- 5 Phil Dawson (1/2/2005 at Houston Texans)
- 5 Phil Dawson (11/17/2008 at Buffalo Bills)
- 5 Phil Dawson (11/4/2012 vs. Baltimore Ravens)

Most Consecutive Games with a Field Goal Made

- 23 Phil Dawson (2010) – 14, (2011) – 9
- 15 Phil Dawson (2007) – 1, (2008) – 14
- 14 Lou Groza (1950) – 10, (1951) – 4

Most Consecutive Field Goals Made

- 29 Phil Dawson (2011) – 6, (2012) – 23
- 27 Phil Dawson (2003) – 10, (2004) – 17
- 23 Matt Stover (1994) – 20, (1995) – 3
- 21 Phil Dawson (2001) – 15, (2002) – 6
- 20 Phil Dawson (2004) – 5 (2005) – 15

Highest Field Goal Percentage – Career (minimum 50 attempts)

- 84.00 Phil Dawson (1999-2012); 305-363
- 80.60 Matt Stover (1991-95); 108-134
- 74.09 Matt Bahr (1981-89); 143-193
- 65.85 Don Cockroft (1968-80); 216-328
- 58.10 Lou Groza (1950-59, 1961-67); 233-401

Highest Field Goal Percentage – Season (minimum 14 attempts)

- 93.50 Phil Dawson (2012); 29-31
- 93.10 Phil Dawson (2005); 27-29
- 92.86 Matt Stover (1994); 26-28
- 89.47 Phil Dawson (2009); 17-19
- 88.46 Lou Groza (1953); 23-26

Most Safeties – Career

- 2 Walter Johnson (1965-76)

Most Safeties – Season

- 1 14 times; most recently: blocked punt out of the end zone (at Tennessee, 10/15/2014)

RUSHING**Most Rushing Attempts – Career**

- 2,359 Jim Brown (1957-65)
- 1,727 Leroy Kelly (1964-73)
- 1,593 Mike Pruitt (1976-84)
- 1,291 Kevin Mack (1985-93)
- 1,158 Greg Pruitt (1973-81)

Most Rushing Attempts – Season

- 309 Reuben Droughns (2005)
- 305 Jim Brown (1961)
- 298 Jamal Lewis (2007)
- 293 Mike Pruitt (1983)
- 291 Jim Brown (1963)

Most Rushing Attempts – Game

- 39 Jerome Harrison (12/27/2009 vs. Oakland Raiders)
- 38 Lee Suggs (12/26/2004 at Miami Dolphins)
- 37 Jim Brown (10/4/1959 at Chicago Cardinals)
- 34 Jim Brown (10/12/1958 vs. Chicago Cardinals)
- 34 Jim Brown (11/19/1961 vs. Philadelphia Eagles)
- 34 Jerome Harrison (12/20/2009 at Kansas City Chiefs)

Most Rushing Yards – Career

- 12,312 Jim Brown (1957-65)
- 7,274 Leroy Kelly (1964-73)
- 6,540 Mike Pruitt (1976-84)
- 5,496 Greg Pruitt (1973-81)
- 5,123 Kevin Mack (1985-93)

Most Rushing Yards – Season

- 1,863 Jim Brown (1963)
- 1,544 Jim Brown (1965)
- 1,527 Jim Brown (1958)
- 1,446 Jim Brown (1964)
- 1,408 Jim Brown (1961)

Most Rushing Yards – Game

- 286 Jerome Harrison (12/20/2009 at Kansas City Chiefs)
- 237 Jim Brown (11/24/1957 vs. Los Angeles Rams)
- 237 Jim Brown (11/19/1961 vs. Philadelphia Eagles)
- 232 Bobby Mitchell (11/15/1959 at Washington Redskins)
- 232 Jim Brown (9/22/1963 at Dallas Cowboys)

Most Seasons 1,000 or More Yards Rushing

- 7 Jim Brown (1958-61, 1963-65)
- 4 Mike Pruitt (1979-81, 1983)
- 3 Leroy Kelly (1966-68)
- 3 Greg Pruitt (1975-77)

Most Games 100 or More Yards Rushing – Career

- 58 Jim Brown (1957-65)

27 Leroy Kelly (1964-73)

17 Greg Pruitt (1973-81)

16 Mike Pruitt (1976-84)

5 Kevin Mack (1985-93)

Most Games 100 or More Yards Rushing – Season

- 9 Jim Brown (1958, 1963)
- 8 Jim Brown (1959, 1965)
- 7 Jim Brown (1960)
- 7 Leroy Kelly (1968)
- 6 Jim Brown (1961, 1964)
- 6 Leroy Kelly (1966)

Most Consecutive 100-Yard Rushing Games

- 6 Jim Brown (1958)
- 5 Jim Brown (1961)
- 4 Jim Brown (1959, 1960)
- 4 Leroy Kelly (1968)

Most Rushing Touchdowns – Career

- 106 Jim Brown (1957-65)
- 74 Leroy Kelly (1964-73)
- 47 Mike Pruitt (1976-84)
- 46 Kevin Mack (1985-93)
- 33 Otto Graham (1950-55)

Most Rushing Touchdowns – Season

- 17 Jim Brown (1958, 1965)
- 16 Leroy Kelly (1968)
- 15 Leroy Kelly (1966)
- 14 Jim Brown (1959)

Most Rushing Touchdowns – Game

- 5 Jim Brown (11/11/1959 at Baltimore Colts)
- 4 Dub Jones (11/25/1951 vs. Chicago Bears)
- 4 Jim Brown (11/24/1957 vs. Los Angeles Rams)
- 4 Jim Brown (10/26/1958 at Chicago Cardinals)
- 4 Jim Brown (11/19/1961 vs. Philadelphia Eagles)
- 4 Jim Brown (11/18/1962 vs. St. Louis Cardinals)
- 4 Leroy Kelly (12/1/1968 vs. New York Giants)
- 4 Jamal Lewis (11/4/2007 vs. Seattle Seahawks)

Most Consecutive Games with Rushing Touchdowns

- 9 Leroy Kelly (1968)
- 7 Jim Brown (1957)–1, (1958)–6; (1962)–2, (1963)–5

Best Rushing Average – Career (minimum 500 attempts)

- 5.22 Jim Brown (1957-65); 2,359-12,312
- 4.80 Ernie Green (1962-68); 668-3,204
- 4.75 Greg Pruitt (1973-81); 1,158-5,496
- 4.21 Leroy Kelly (1964-73); 1,727-7,274
- 4.19 Cleo Miller (1975-82); 546-2,286

Best Rushing Average – Season (minimum 150 attempts)

- 6.40 Jim Brown (1963); 291-1,863
- 5.94 Jim Brown (1958); 257-1,527
- 5.85 Jim Brown (1960); 215-1,257
- 5.46 Leroy Kelly (1966); 209-1,141
- 5.45 Greg Pruitt (1978); 176-960

Best Rushing Average – Game (minimum 11 attempts)

- 17.09 Marion Motley (10/29/1950 vs. Pittsburgh Steelers); 11-188
- 16.57 Bobby Mitchell (11/15/1959 at Washington Redskins); 14-232
- 13.36 Bobby Mitchell (10/12/1958 vs. Chicago Cardinals); 11-147
- 11.67 Bobby Mitchell (12/31/1961 at Dallas Cowboys); 12-140
- 11.60 Jim Brown (9/22/1963 at Dallas Cowboys); 20-232

PASSING**Most Pass Attempts – Career**

- 3,439 Brian Sipe (1974-83)
- 3,150 Bernie Kosar (1985-93)
- 1,755 Frank Ryan (1962-68)
- 1,714 Tim Couch (1999-03)
- 1,565 Otto Graham (1950-55)

Most Pass Attempts – Season

- 567 Brian Sipe (1981)
- 554 Brian Sipe (1980)
- 535 Brian Sipe (1979)
- 531 Bernie Kosar (1986)
- 527 Derek Anderson (2007)

Most Pass Attempts – Game

- 61 Colt McCoy (10/2/2011 vs. Tennessee Titans)
- 57 Brian Sipe (9/7/1981 vs. San Diego Chargers)
- 56 Jason Campbell (11/17/2013 at Cincinnati Bengals)
- 54 Eric Zeier (11/5/1995 vs. Houston Oilers)
- 54 Brian Hoyer (9/22/2013 at Minnesota Vikings)

53 Brian Sipe (9/13/1981 vs. Houston Oilers)
 53 Brandon Weeden (9/8/2013 vs. Miami Dolphins)

Most Pass Completions – Career
 1,944 Brian Sipe (1974-83)
 1,853 Bernie Kosar (1985-93)
 1,025 Tim Couch (1999-03)
 907 Frank Ryan (1962-68)
 872 Otto Graham (1950-55)

Most Pass Completions – Season
 337 Brian Sipe (1980)
 313 Brian Sipe (1981)
 310 Bernie Kosar (1986)
 307 Bernie Kosar (1991)
 303 Bernie Kosar (1989)

Most Pass Completions – Game
 40 Colt McCoy (10/2/2011 vs. Tennessee Titans)
 36 Tim Couch (9/22/2002 at Tennessee Titans)
 36 Josh McCown (10/11/2015 at Baltimore Ravens)
 33 Brian Sipe (12/5/1982 vs. San Diego Chargers)
 33 Johnny Manziel (11/15/2015 at Pittsburgh Steelers)

Highest Completion Percentage – Career (minimum 750 attempts)
 59.80 Tim Couch (1999-03); 1,025-1,714
 58.83 Bernie Kosar (1985-93); 1,853-3,150
 57.92 Vinny Testaverde (1993-95); 578-998
 57.89 Mitt Plum (1957-61); 627-1,083
 56.53 Brian Sipe (1973-83); 1,944-3,439

Highest Completion Percentage – Season (minimum 200 attempts)
 64.73 Otto Graham (1953); 167-258
 64.12 Charlie Frye (2006); 252-393
 63.91 Kelly Holcomb (2003); 193-302
 63.72 Tim Couch (2000); 137-215
 63.69 Josh McCown (2015); 186-292

Highest Completion Percentage – Game (minimum 15 attempts)
 91.30 Vinny Testaverde (12/26/1993 at Los Angeles Rams); 23-21
 82.86 Kelly Holcomb (11/16/2003 vs. Arizona Cardinals); 35-29
 82.61 Bernie Kosar (12/6/1992 vs. Cincinnati Bengals); 23-19
 82.35 George Ratterman (10/6/1956 at Pittsburgh Steelers); 17-14
 82.14 Brian Sipe (10/24/1976 vs. San Diego Chargers); 28-23

Most Consecutive Pass Completions
 16 Bernie Kosar (10/29/1989 vs. Houston Oilers through 11/5/1989 at Tampa Bay Buccaneers)
 16 Kelly Holcomb (11/16/2003 vs. Arizona Cardinals through 11/23/2003 vs. Pittsburgh Steelers)
 15 Vinny Testaverde (12/26/1993 at Los Angeles Rams through 1/2/1994 at Pittsburgh Steelers)
 14 Brian Sipe (12/5/1982 vs. San Diego Chargers)
 Brian Hoyer (9/21/14 vs. Baltimore Ravens)
 13 Brian Sipe (9/28/1980 vs. Tampa Bay Buccaneers)
 13 Paul McDonald (10/28/1984 vs. New Orleans Saints)
 13 Derek Anderson (12/17/2006 at Baltimore Ravens)

Most Passing Yards – Career
 23,713 Brian Sipe (1974-83)
 21,904 Bernie Kosar (1985-93)
 13,499 Otto Graham (1950-55)
 13,361 Frank Ryan (1962-68)
 11,131 Tim Couch (1999-03)

Most Passing Yards – Season
 4,132 Brian Sipe (1980)
 3,876 Brian Sipe (1981)
 3,854 Bernie Kosar (1986)
 3,793 Brian Sipe (1979)
 3,787 Derek Anderson (2007)

Most Passing Yards – Game
 457 Josh McCown (10/11/2015 at Baltimore Ravens)
 444 Brian Sipe (10/25/1981 vs. Baltimore Colts)
 414 Bernie Kosar (11/23/1986 vs. Pittsburgh Steelers)
 413 Kelly Holcomb (11/28/2004 at Cincinnati Bengals)
 401 Otto Graham (10/4/1952 at Pittsburgh Steelers)
 401 Bernie Kosar (11/10/1986 vs. Miami Dolphins)

Most 300-yard Passing Games – Career
 18 Brian Sipe (1974-83)
 11 Bernie Kosar (1985-93)
 7 Otto Graham (1950-55)

Most Passing Touchdowns – Career
 154 Brian Sipe (1974-83)
 134 Frank Ryan (1962-68)

116 Bernie Kosar (1985-93)
 88 Otto Graham (1950-55)
 71 Bill Nelsen (1968-72)

Most Passing Touchdowns Combination QB to Receiver – Career
 49 QB Frank Ryan – WR Gary Collins
 29 QB Otto Graham – WR Dante Lavelli
 29 QB Brian Sipe – TE Ozzie Newsome
 26 QB Brian Sipe – WR Reggie Rucker
 25 QB Frank Ryan – WR Paul Warfield

Most Passing Touchdowns – Season
 30 Brian Sipe (1980)
 29 Frank Ryan (1966)
 29 Derek Anderson (2007)
 28 Brian Sipe (1979, 1983)

Most Passing Touchdowns – Game
 5 five times; most recently: Derek Anderson (9/16/2007 vs. Cincinnati Bengals)

Most Consecutive Games with a Touchdown Pass
 23 Frank Ryan (1965) 1, (1966) 14, (1967) 8
 18 Mitt Plum (1959) 1, (1960) 12, (1961) 5

Highest QB Rating – Career (minimum 750 attempts)
 89.93 Mitt Plum (1957-61)
 81.64 Bernie Kosar (1985-93)
 81.43 Frank Ryan (1962-68)
 80.89 Vinny Testaverde (1993-95)
 78.17 Otto Graham (1950-55)

Highest QB Rating – Season (minimum 200 attempts)
 110.37 Mitt Plum (1960)
 99.66 Otto Graham (1953)
 95.41 Bernie Kosar (1987)
 93.25 Josh McCown (2015)
 91.37 Brian Sipe (1980)
 90.59 Frank Ryan (1963)

Highest QB Rating – Game (minimum 15 attempts)
 158.33 Otto Graham (10/10/1954 vs. Chicago Cardinals)
 158.33 Brian Sipe (10/29/1978 vs. Buffalo Bills)
 154.86 Mitt Plum (11/13/1960 vs. St. Louis Cardinals)
 153.94 Mitt Plum (10/25/1959 vs. Washington Redskins)
 150.57 Otto Graham (10/4/1953 at Chicago Cardinals)
 150.57 Brian Sipe (11/19/1978 at Baltimore Colts)

Most Passes Had Intercepted – Career
 149 Brian Sipe (1974-83)
 94 Otto Graham (1950-55)
 88 Frank Ryan (1962-68)
 81 Mike Phipps (1970-76)
 81 Bernie Kosar (1985-93)

Most Passes Had Intercepted – Season
 26 Brian Sipe (1979)
 25 Brian Sipe (1981)
 24 Otto Graham (1952)
 23 Bill Nelsen (1971)
 23 Brian Sipe (1983)
 23 Paul McDonald (1984)

Most Passes Had Intercepted – Game
 6 Brian Sipe (11/22/1981 vs. Pittsburgh Steelers)
 6 Brian Sipe (10/16/1983 at Pittsburgh Steelers)
 5 Otto Graham (10/17/1954 at Pittsburgh Steelers)
 5 Frank Ryan (11/6/1966 at Pittsburgh Steelers)

Most Consecutive Attempts without an Interception
 308 Bernie Kosar (1990-91)
 208 Mitt Plum (1959-60)
 189 Brian Hoyer (2013-14)
 174 Vinny Testaverde (1995)
 150 Brady Quinn (2009)

Lowest Interception Percentage – Career (minimum 750 attempts)
 2.57 Bernie Kosar (1985-93); 1,853-3,150-81
 3.60 Mitt Plum (1957-61); 627-1,083-39
 3.72 Vinny Testaverde (1993-95); 558-969-37
 3.91 Tim Couch (1999-03); 1,025-1,714-67
 4.10 Derek Anderson (2005-09); 587-1,109-45

Lowest Interception Percentage – Season (minimum 200 attempts)
 1.40 Josh McCown (2015); 186-292-4
 1.82 Bernie Kosar (1991); 307-494-9
 1.88 Bernie Kosar (1986); 310-531-10
 2.00 Mitt Plum (1960); 151-250-5

RECEIVING

Most Receptions – Career

- 662 Ozzie Newsome (1978-90)
- 331 Gary Collins (1962-71)
- 323 Greg Pruitt (1973-81)
- 315 Brian Brennan (1984-91)
- 315 Kevin Johnson (1999-03)

Most Receptions – Season

- 89 Ozzie Newsome (1983)
- 89 Ozzie Newsome (1984)
- 89 Kellen Winslow (2006)
- 87 Josh Gordon (2013)
- 84 Kevin Johnson (2001)

Most Receptions – Game

- 14 Ozzie Newsome (10/14/1984 vs. New York Jets)
- 14 Josh Gordon (11/24/2013 vs. Pittsburgh Steelers)
- 11 Mac Speedie (11/9/1952 vs. Chicago Cardinals)
- 11 Webster Slaughter (12/22/1991 at Pittsburgh Steelers)
- 11 Kevin Johnson (9/21/2003 at San Francisco 49ers)
- 11 Kellen Winslow (11/5/2006 at San Diego Chargers)
- 11 Kellen Winslow (12/31/2006 at Houston Texans)
- 11 Kellen Winslow (11/4/2007 vs. Seattle Seahawks)

Most Consecutive Games with Reception

- 150 Ozzie Newsome (1979-89)
- 73 Kevin Johnson (1999-03)
- 61 Braylon Edwards (2005-09)
- 53 Mike Pruitt (1979-83)

Most Receiving Yards – Career

- 7,980 Ozzie Newsome (1978-90)
- 5,508 Ray Renfro (1952-63)
- 5,299 Gary Collins (1962-71)
- 5,210 Paul Warfield (1964-69, 1976-77)
- 4,953 Reggie Rucker (1975-81)

Most Receiving Yards – Season

- 1,646 Josh Gordon (2013)
- 1,289 Braylon Edwards (2007)
- 1,236 Webster Slaughter (1989)
- 1,106 Kellen Winslow (2007)
- 1,097 Kevin Johnson (2001)

Most Receiving Yards – Game

- 261 Josh Gordon (12/11/2013 vs. Jacksonville Jaguars)
- 237 Josh Gordon (11/24/2013 vs. Pittsburgh Steelers)
- 191 Ozzie Newsome (10/14/1984 vs. New York Jets)
- 186 Webster Slaughter (10/23/1989 vs. Chicago Bears)
- 184 Webster Slaughter (10/29/1989 vs. Houston Oilers)

Most 100-yard Receiving Games – Career

- 14 Ray Renfro (1952-63)
- 14 Webster Slaughter (1986-91)
- 12 Paul Warfield (1964-69, 1976-77)
- 11 Gary Collins (1962-71)
- 11 Braylon Edwards (2005-09)

Most Seasons 50 or More Receptions

- 6 Ozzie Newsome (1979-81, 1983-85)
- 4 Kevin Johnson (1999-2002)
- 3 Gary Collins (1965-66, 1969)
- 3 Webster Slaughter (1989-91)
- 3 Eric Metcalf (1989-90, 1993)
- 3 Braylon Edwards (2006-09)
- 3 Duke Johnson Jr. (2015-17)

Highest Receiving Average – Career (minimum 100 receptions)

- 19.60 Ray Renfro (1952-63); 281-5,508
- 19.23 Paul Warfield (1964-69, 1976-77); 271-5,210
- 18.44 Ricky Feacher (1976-84); 113-2,084

Highest Receiving Average – Season (minimum 20 receptions)

- 28.05 Ray Renfro (1957); 21-589
- 23.88 Ray Renfro (1958); 24-573
- 22.55 Ricky Feacher (1981); 29-654

Highest Receiving Average – Game (minimum 3 receptions)

- 52.33 Rich Kreitling (10/2/1960 vs. Pittsburgh Steelers); 3-157
- 48.67 Clarence Weathers (10/13/1985 at Houston Oilers); 3-146
- 46.00 Webster Slaughter (10/29/1989 vs. Houston Oilers); 4-184

Most Receiving Touchdowns – Career

- 70 Gary Collins (1962-71)
- 52 Paul Warfield (1964-69, 1976-77)
- 50 Ray Renfro (1952-63)
- 47 Ozzie Newsome (1978-90)
- 33 Dante Lavelli (1950-56)

Most Receiving Touchdowns – Season

- 16 Braylon Edwards (2007)
- 13 Gary Collins (1963)
- 12 Gary Collins (1966)
- 12 Paul Warfield (1968)
- 11 Gary Collins (1969)

Most Receiving Touchdowns – Game

- 3 11 times, most recently: Jordan Cameron (9/22/2013 at Minnesota Vikings)

Most Consecutive Games with TD Reception

- 7 Gary Collins (1963-2, 1964) 5
- 6 Paul Warfield (1968)

INTERCEPTIONS

Most Passes Intercepted – Career

- 45 Thom Darden (1972-74, 1976-81)
- 40 Warren Lahr (1950-59)
- 39 Clarence Scott (1971-83)
- 30 Ken Konz (1953-59)
- 29 Bernie Parrish (1959-66)

Most Passes Intercepted – Season

- 10 Thom Darden (1978)
- 10 Anthony Henry (2001)
- 9 Tommy James (1950)
- 9 Felix Wright (1989)
- 9 Eric Turner (1994)

Most Passes Intercepted – Game

- 3 11 times; most recently: Anthony Henry (11/18/2001 at Baltimore Ravens)

Most Interception Return Yards – Career

- 820 Thom Darden (1972-74, 1976-81)
- 581 Ross Fichtner (1960-67)
- 557 Bernie Parrish (1959-66)
- 530 Warren Lahr (1950-59)
- 469 Felix Wright (1985-90)

Most Interception Return Yards – Season

- 238 Bernie Parrish (1960)
- 200 Thom Darden (1978)
- 199 Eric Turner (1994)
- 190 Don Paul (1956)
- 177 Anthony Henry (2001)

Most Interception Return Yards – Game

- 122 Brandon McDonald (12/15/2008 at Philadelphia Eagles)
- 115 Bernie Parrish (12/11/1960 vs. Chicago Bears)
- 108 Felix Wright (10/26/1987 vs. Los Angeles Rams)
- 101 Eric Turner (9/18/1994 vs. Arizona Cardinals)
- 100 Brodney Pool (11/18/2007 at Baltimore Ravens)

Highest Average Gain on Interceptions – Career (minimum 10 interceptions)

- 23.14 Tashaun Gipson (2012-15); 14-324
- 23.00 Erich Barnes (1965-71); 18-414
- 21.73 Oliver Davis (1977-80); 11-239
- 21.52 Ross Fichtner (1960-67); 27-581

Highest Average Gain on Interceptions – Season (minimum 3 interceptions)

- 43.67 Eric Wright (2008); 3-131
- 39.67 Bernie Parrish (1960); 6-238
- 38.00 Felix Wright (1987); 4-152
- 34.67 Brian Washington (1988); 3-104

Highest Average Gain on Interceptions – Game (minimum 2 interceptions)

- 61.00 Brandon McDonald (12/15/2008 at Philadelphia Eagles); 2-122
- 57.50 Bernie Parrish (12/11/1960 vs. Chicago Bears); 2-115
- 54.00 Felix Wright (10/26/1987 vs. Los Angeles Rams); 2-108
- 50.50 Eric Turner (9/18/1994 vs. Arizona Cardinals); 2-101

Most Touchdowns on Interceptions – Career

- 5 Warren Lahr (1950-59)
- 4 Ken Konz (1953-59)
- 3 Bernie Parrish (1959-66)
- 3 Ross Fichtner (1960-67)
- 3 Jim Houston (1960-72)
- 3 Erich Barnes (1965-71)

Most Touchdowns on Interceptions – Season

- 2 eight times, most recently: Karlos Dansby (2015)

Most Touchdowns on Interceptions – Game

- 2 Bobby Franklin (12/11/1960 vs. Chicago Bears)
- 2 David Bowers (10/24/2010 at New Orleans Saints)

PUNTING

Most Punts – Career

651	Don Cockroft (1968-80)
466	Chris Gardocki (1999-03)
385	Horace Gillom (1950-56)
336	Gary Collins (1962-71)
254	Dave Zastudil (2006-10)

Most Punts – Season

108	Chris Gardocki (2000)
106	Chris Gardocki (1999)
99	Chris Gardocki (2001)
97	Bryan Wagner (1989)
93	Spencer Lanning (2014)

Most Punts – Game

12	Horace Gillom (12/3/1950 vs. Philadelphia Eagles)
12	Bryan Wagner (11/19/1989 vs. Kansas City Chiefs)
12	Chris Gardocki (12/3/2000 at Jacksonville Jaguars)
11	Horace Gillom (10/4/1953 at Chicago Cardinals)
11	Gary Collins (12/12/1965 at Los Angeles Rams)
11	Don Cockroft (10/15/1972 vs. Chicago Bears)

Most Punt Yards – Career

26,262	Don Cockroft (1968-80)
20,220	Chris Gardocki (1999-03)
16,872	Horace Gillom (1950-56)
13,764	Gary Collins (1962-71)
11,207	Dave Zastudil (2006-10)

Most Punt Yards – Season

4,919	Chris Gardocki (2000)
4,645	Chris Gardocki (1999)
4,249	Chris Gardocki (2001)
4,119	Spencer Lanning (2014)
3,817	Bryan Wagner (1989)

Most Punt Yards – Game

517	Chris Gardocki (12/3/2000 at Jacksonville Jaguars)
510	Horace Gillom (12/3/1950 vs. Philadelphia Eagles)
497	Gary Collins (12/12/1965 at Los Angeles Rams)
491	Chris Gardocki (11/26/2000 at Baltimore Ravens)
480	Don Cockroft (10/15/1972 vs. Chicago Bears)

Best Gross Punting Average – Career (minimum 150 attempts)

46.45	Britton Colquitt (2016-17); 163-7,572
44.12	Dave Zastudil (2006-10); 254-11,207
44.06	Spencer Lanning (2013-14); 177-7,798
43.82	Horace Gillom (1950-56); 385-16,872
43.39	Chris Gardocki (1999-03); 466-20,220

Best Gross Punting Average – Season (minimum 35 attempts)

47.64	Britton Colquitt (2017); 80-3,811
46.74	Andy Lee (2015); 70-3,270
46.69	Gary Collins (1965); 65-3,035
45.69	Horace Gillom (1952); 61-2,787
45.55	Chris Gardocki (2000); 108-4,919

Best Gross Punting Average – Game

58.00	Johnny Evans (12/3/1978 at Seattle Seahawks); 1-58
56.50	Sam Baker (11/13/1960 vs. St. Louis Cardinals); 2-113
56.50	Britton Colquitt (10/8/2017 vs. New York Jets); 2-113
55.00	Britton Colquitt (10/2/2016 at Washington Redskins); 1-55
54.75	Horace Gillom (11/28/1954 at New York Giants); 4-219

Most Punts Inside 20 Yard Line – Career

114	Chris Gardocki (1999-03)
90	Dave Zastudil (2006-10)
63	Brian Hansen (1991-93)
59	Jeff Gossett (1983, 1985-87)
58	Reggie Hodges (2010-12)

Most Punts Inside 20 Yard Line – Season

32	Bryan Wagner (1989)
32	Brad Maynard (2011)
29	Reggie Hodges (2010, 2012)
28	Brian Hansen (1992)
28	Dave Zastudil (2006)
28	Spencer Lanning (2013)

Most Punts Inside 20 Yard Line – Game

7	Dave Zastudil (10/11/2009 at Buffalo Bills)
5	six times, most recently: Spencer Lanning (12/7/14 vs. Indianapolis Colts)

PUNT RETURNS

Most Punt Returns – Career

202	Dennis Northcutt (2000-06)
195	Joshua Cribbs (2005-12)
161	Gerald McNeil (1986-89)
127	Eric Metcalf (1989-94)
111	Dino Hall (1979-83)

Most Punt Returns – Season

49	Gerald McNeil (1989)
44	Eric Metcalf (1992)
40	Gerald McNeil (1986)
39	Dino Hall (1983)
38	Gerald McNeil (1988)
38	Joshua Cribbs (2009, 2012)

Most Punt Returns – Game

7	seven times, most recently: Travis Benjamin (10/3/2013 vs. Buffalo Bills)
---	---

Most Punt Return Yards – Career

2,154	Joshua Cribbs (2005-12)
2,149	Dennis Northcutt (2000-06)
1,545	Gerald McNeil (1986-89)
1,341	Eric Metcalf (1989-94)
990	Leroy Kelly (1964-73)

Most Punt Return Yards – Season

496	Gerald McNeil (1989)
464	Eric Metcalf (1993)
457	Joshua Cribbs (2012)
452	Joshua Cribbs (2009)
432	Dennis Northcutt (2004)

Most Punt Return Yards – Game

179	Travis Benjamin (10/3/2013 vs. Buffalo Bills)
166	Eric Metcalf (10/24/1993 vs. Pittsburgh Steelers)
154	Travis Benjamin (9/20/2015 vs. Tennessee Titans)
135	Joshua Cribbs (12/30/2007 vs. San Francisco 49ers)
120	Joshua Cribbs (10/4/2009 vs. Cincinnati Bengals)

Most Punt Return Touchdowns – Career

5	Eric Metcalf (1989-94)
3	Bobby Mitchell (1958-61)
3	Leroy Kelly (1964-73)
3	Dennis Northcutt (2000-06)
3	Joshua Cribbs (2005-12)
3	Travis Benjamin (2012-15)

Most Punt Return Touchdowns – Season

2	Leroy Kelly (1965)
2	Eric Metcalf (1993, 1994)
2	Dennis Northcutt (2002)

Most Punt Return Touchdowns – Game

2	Eric Metcalf (10/24/1993 vs. Pittsburgh Steelers)
---	---

Highest Punt Return Average – Career (minimum 50 returns)

12.60	Travis Benjamin (2012-15); 68-867
11.77	Greg Pruitt (1973-81); 56-659
11.24	Bobby Mitchell (1958-61); 54-607
11.00	Joshua Cribbs (2005-12); 195-2,154
10.64	Dennis Northcutt (2000-06); 202-2,149

Highest Punt Return Average – Season (minimum 15 returns)

15.59	Leroy Kelly (1965); 17-265
14.68	Dennis Northcutt (2002); 25-367
13.50	Joshua Cribbs (2007); 30-405
12.93	Greg Pruitt (1974); 27-349
12.89	Eric Metcalf (1993); 36-464

Highest Punt Return Average – Game (minimum 3 returns)

34.67	Dennis Northcutt (11/5/2006 at San Diego Chargers); 3-104
33.75	Joshua Cribbs (12/30/2007 vs. San Francisco 49ers); 4-135
28.75	Eric Metcalf (9/4/1994 at Cincinnati Bengals); 4-115
27.67	Bobby Mitchell (10/8/1961 vs. Washington Redskins); 3-83

KICKOFF RETURNS

Most Kickoff Returns – Career

387	Joshua Cribbs (2005-12)
151	Dino Hall (1979-83)
139	Eric Metcalf (1989-94)
88	Andre Davis (2002-04)
87	Glen Young (1984-85, 1987-88)

Most Kickoff Returns – Season

61	Joshua Cribbs (2006)
59	Joshua Cribbs (2007)

- 56 Joshua Cribbs (2009)
52 Eric Metcalf (1990)
50 Dino Hall (1979)
50 Andre' Davis (2002)

Most Kickoff Returns – Game

- 10 Richard Alston (11/28/2004 at Cincinnati Bengals)
9 Dino Hall (10/7/1979 vs. Pittsburgh Steelers)
8 Dino Hall (11/25/1979 at Pittsburgh Steelers)
7 Dino Hall (11/29/1981 vs. Cincinnati Bengals)
7 Joshua Cribbs (11/18/2007 at Baltimore Ravens)
7 Joshua Cribbs (11/2/2008 vs. Baltimore Ravens)
7 Joshua Cribbs (12/16/2012 vs. Washington Redskins)

Most Kickoff Return Yards – Career

- 10,015 Joshua Cribbs (2005-12)
3,185 Dino Hall (1979-83)
2,806 Eric Metcalf (1989-94)
2,079 Glen Young (1984-85, 1987-88)
1,872 Randy Baldwin (1991-94)

Most Kickoff Return Yards – Season

- 1,809 Joshua Cribbs (2007)
1,542 Joshua Cribbs (2009)
1,494 Joshua Cribbs (2006)
1,178 Joshua Cribbs (2012)
1,110 Joshua Cribbs (2008)

Most Kickoff Return Yards – Game

- 269 Joshua Cribbs (12/20/2009 at Kansas City Chiefs)
245 Joshua Cribbs (11/18/2007 at Baltimore Ravens)
237 Joshua Cribbs (11/2/2008 vs. Baltimore Ravens)
221 Joshua Cribbs (10/7/2012 at New York Giants)
212 Richard Alston (11/28/2004 at Cincinnati Bengals)

Most Kickoff Return Touchdowns – Career

- *8 Joshua Cribbs (2005-12)
3 Bobby Mitchell (1958-61)
2 Eric Metcalf (1989-94)
* Tied for NFL Record

Most Kickoff Return Touchdowns – Season

- 3 Joshua Cribbs (2009)
2 Eric Metcalf (1990)
2 Joshua Cribbs (2007)

Most Kickoff Return Touchdowns – Game

- 2 Joshua Cribbs (12/20/2009 at Kansas City Chiefs)

Highest Kickoff Return Average – Career (minimum 50 returns)

- 26.26 Greg Pruitt (1973-81); 1,727 R, 190 P, 94 KR, 76 PR
25.94 Walter Roberts (1964-66); 62-1,608
25.88 Joshua Cribbs (2005-12); 387-10,015
25.24 Keith Wright (1978-80); 70-1,767
25.00 Bobby Mitchell (1958-61); 62-1,550

Highest Kickoff Return Average – Season (minimum 12 returns)

- 31.69 Billy Lefear (1975); 13-412
30.66 Joshua Cribbs (2007); 59-1,809
29.50 Billy Reynolds (1954); 14-413
28.88 Bo Scott (1969); 25-722
28.31 Greg Pruitt (1973); 16-453

Highest Kickoff Return Average – Game (minimum 3 returns)

- 51.00 Joshua Cribbs (11/11/2007 at Pittsburgh Steelers); 4-204
48.33 Gerald McNeil (10/5/1986 at Pittsburgh Steelers); 3-145
45.67 Herman Fontenot (10/30/1988 vs. Cincinnati Bengals); 3-137
44.83 Joshua Cribbs (12/20/2009 at Kansas City Chiefs); 6-269
44.00 Joshua Cribbs (10/18/2009 at Pittsburgh Steelers); 3-132

COMBINED NET YARDS

*Includes rushing, receiving, punt returns and kickoff returns.

Most Attempts – Career

- 2,650 Jim Brown (1957-65); 2,359 R, 262 P, 29 PR
2,087 Leroy Kelly (1964-73); 1,727 R, 190 P, 94 KR, 76 PR
1,860 Mike Pruitt (1976-84); 1,593 R, 255 P, 12 PR

Most Attempts – Season

- 353 Jim Brown (1961); 305 R, 46 P, 2 PR
353 Reuben Droughns (2005); 309 R, 39 P, 5 KR
331 Peyton Hillis (2010); 270 R, 61 P
328 Jamal Lewis (2007); 298 R, 30 P
323 Jim Brown (1965); 289 R, 34 P
323 Mike Pruitt (1983); 293 R, 30 P

Most Attempts – Game

- 39 Jim Brown (10/4/1959 at Chicago Cardinals); 37 R, 2P
39 Mike Pruitt (12/3/1981 at Houston Oilers); 32 R, 7 P
39 Lee Suggs (12/26/2004 at Miami Dolphins); 38 R, 1 P

- 39 Jerome Harrison (12/27/2009 vs. Oakland Raiders); 39 R
38 Jim Brown (11/19/1961 vs. Philadelphia Eagles); 34 R, 3 P, 1 PR

- 38 Earnest Byner (12/17/1995 vs. Cincinnati Bengals); 31 R, 7 P

Most Yards – Career

- 15,459 Jim Brown (1957-65); 12,312 R, 2,499 P, 648 KR
14,083 Joshua Cribbs (2005-12); 10,015 KR, 2,154 PR, 753 R, 1,161 P
12,329 Leroy Kelly (1964-73); 7,274 R, 2,281 P, 1,784 KR, 990 PR
10,700 Greg Pruitt (1973-81); 5,496 R, 3,022 P, 1,523 KR, 659 PR

Most Yards – Season

- 2,510 Joshua Cribbs (2009); 1,542 KR, 452 PR, 381 R, 135 P
2,312 Joshua Cribbs (2007); 1,809 KR, 405 PR, 37 P, 61 R
2,131 Jim Brown (1963); 1,863 R, 268 P
2,014 Leroy Kelly (1966); 1,141 R, 366 P, 403 KR, 104 PR
1,932 Eric Metcalf (1993); 611 R, 539 P, 318 KR, 464 PR

Most Yards – Game

- 316 Joshua Cribbs (12/27/2009 at Kansas City Chiefs); 269 KR, 36 PR, 8 R, 3 P
313 Jim Brown (11/19/1961 vs. Philadelphia Eagles); 237 R, 52 P, 24 KR
309 Joshua Cribbs (11/18/2007 at Baltimore Ravens); 245 KR, 61 PR, 3R
304 Greg Pruitt (11/23/1975 vs. Cincinnati Bengals); 121 R, 106 P, 36 KR, 41 PR
299 Leroy Kelly (12/4/1966 vs. New York Giants); 126 R, 71 P, 102 KR

High Average – Career (minimum 500 attempts)

- 17.23 Joshua Cribbs (2005-12); 817-14,083
11.94 Ozzie Newsome (1978-90); 682-8,144
8.87 Bobby Mitchell (1958-61); 667-5,916
7.89 Eric Metcalf (1989-94); 1,155-9,108

High Average – Season (minimum 100 attempts)

- 22.89 Joshua Cribbs (2007); 101-2,312
17.75 Joshua Cribbs (2008); 103-1,519
14.85 Joshua Cribbs (2009); 169-2,510
14.32 Dino Hall (1979); 103-1,475
13.01 Joshua Cribbs (2010); 103-1,340

High Average – Game (minimum 10 attempts)

- 27.80 Joshua Cribbs (11/2/2008 vs. Baltimore Ravens); 10-278
26.10 Josh Gordon (12/11/2013 vs. Jacksonville Jaguars) 10-261
25.75 Joshua Cribbs (11/18/2007 at Baltimore Ravens); 12-309
22.57 Joshua Cribbs (12/20/2009 at Kansas City Chiefs); 14-316
22.09 Joshua Cribbs (10/4/2009 vs. Cincinnati Bengals); 11-243

SCRIMMAGE YARDS

Most Attempts – Career

- 2,621 Jim Brown (1957-65); 2,359 R, 262 P
1,917 Leroy Kelly (1964-73); 1,727 R, 190 P
1,848 Mike Pruitt (1976-84); 1,593 R, 255 P

Most Attempts – Season

- 351 Jim Brown (1961); 305 R, 46 P
348 Reuben Droughns (2005); 309 R, 39 P
331 Peyton Hillis (2010); 270 R, 61 P
328 Jamal Lewis (2007); 298 R, 30 P
323 Jim Brown (1965); 289 R, 34 P
323 Mike Pruitt (1983); 293 R, 30 P

Most Attempts – Game

- 39 Jim Brown (10/4/1959 at Chicago Cardinals); 37R, 2P
39 Mike Pruitt (12/3/1981 at Houston Oilers); 32 R, 7 P
39 Lee Suggs (12/26/2004 at Miami Dolphins); 38 R, 1 P
39 Jerome Harrison (12/27/2009 vs. Oakland Raiders); 39 R
38 Earnest Byner (12/17/1995 vs. Cincinnati Bengals); 31R, 7P

Most Yards – Career

- 14,811 Jim Brown (1957-65); 12,312 R, 2,499 P
9,555 Leroy Kelly (1964-73); 7,274 R, 2,281 P
8,518 Greg Pruitt (1973-81); 5,496 R, 3,022 P
8,301 Mike Pruitt (1976-84); 6,540 R, 1,761 P
8,115 Ozzie Newsome (1978-90); 135 R, 7,980 P

Most Yards – Season

- 2,131 Jim Brown (1963); 1,863 R, 268 P
1,872 Jim Brown (1965); 1,544 R, 328 P
1,867 Jim Brown (1961); 1,408 R, 459 P

Most Yards – Game

- 298 Jerome Harrison (12/20/2009 at Kansas City Chiefs); 286 R, 12 P
289 Jim Brown (11/19/1961 vs. Philadelphia Eagles); 237 R, 52 P
262 Jim Brown (9/15/1963 vs. Washington Redskins); 162 R, 100 P

- 261 Josh Gordon (12/11/2013 vs. Jacksonville Jaguars) 261 P**
 High Average – Career (minimum 400 attempts)
 14.81 Ray Renfro (1952-63); 418-6,190
 11.93 Ozzie Newsome (1978-90); 680-8,115
 8.09 Dub Jones (1950-55); 481-3,893
- High Average – Season (minimum 100 attempts)
 8.53 Dub Jones (1952); 108-921
 7.93 Dub Jones (1951); 134-1,062
 7.64 Dub Jones (1950); 101-772
- High Average – Game (minimum 10 attempts)
26.10 Josh Gordon (12/11/2013 vs. Jacksonville Jaguars) 10-261
 18.42 Marion Motley (10/29/1950 vs. Pittsburgh Steelers); 12-221
 17.70 Gern Nagler (11/20/1960 at Pittsburgh Steelers); 10-177

QUARTERBACK SACKS

- Most Sacks – Career
 76.5 Clay Matthews (1978-93)*
 69 Jerry Sherk (1970-81)*
 58 Walter Johnson (1965-76)*
 51.5 Michael Dean Perry (1988-94)
 40.5 Rob Burnett (1990-95)

- Most Sacks – Season
 14.5 Bill Glass (1965)*
 14 Jack Gregory (1970)*
 14 Reggie Camp (1984)
 13 Jamir Miller (2001)
 12 Jerry Sherk (1979)*
 12 Clay Matthews (1984)
- Most Sacks – Game
 4 Jerry Sherk (11/14/1976 vs. Philadelphia Eagles)*
 4 Mack Mitchell (11/20/1977 vs. New York Giants)*
 4 Andra Davis (11/9/2003 at Kansas City Chiefs)
- Most Consecutive Games At Least One Sack
 7 Bill Glass (1966)*
- Most Sack Yards – Career
 568 Clay Matthews (1978-92)*
 547 Jerry Sherk (1970-81)*
- Most Sack Yards – Season
 125.5 Reggie Camp (1984)*
- Most Sack Yards – Game
 39 Reggie Camp (11/25/1984 vs. Houston Oilers)

*Sacks became an official stat in 1982.

TEAM RECORDS

GAMES WON

- Most Games Won, One Season (Including Postseason)
 13 (1986)
- Most Games Won – Regular Season
 12 (1986)
- Most Games Won – Home (Season)
 7 (2007)
- Most Games Won – Road (Season)
 6 (2002, 1986, 1972, 1965)
- Most Consecutive Games Won, Start of Season
 11 (1953)
- Most Consecutive Games Won (During Season)
 11 (1951, 1953)
- Most Consecutive Games Won (Regular Season)
 13 (1951-52)
- Most Consecutive Home Games Won (Regular Season)
 12 (1950-52)
- Most Consecutive Road Games Won (Regular Season)
 7 (1951-52; 1954-55; 1971-72)

GAMES LOST

- Most Games Lost, One Season
 16 (2017)
- Most Consecutive Games Lost
 17 (2015-16); (2016-17)
- Most Consecutive Games Lost, Start of Season
 16 (2017)
- Most Consecutive Games Lost, End of Season
 16 (2017)
- Most Consecutive Home Games Lost
 10 (2008-09)
- Most Consecutive Road Games Lost
 21 (2015-17)

SCORING

- Most Points – Season
 415 (1964); 22 FG, 49 PAT, 50 TD
 403 (1966); 9 FG, 52 PAT, 54 TD
 402 (2007); 26 FG, 42 PAT, 46 TD, 2 PAT, 1 SAFETY
 394 (1968); 18 FG, 46 PAT, 49 TD
 391 (1986); 26 FG, 43 PAT, 45 TD
- Most Points – Game
 62 (12/6/1953 vs. New York Giants); 2 FG, 8 PAT, 8 TD
 62 (11/7/1954 vs. Washington Redskins); 2 FG, 8 PAT, 8 TD
 52 (12/12/1964 at New York Giants); 1 FG, 7 PAT, 7 TD
 51 (9/10/1989 at Pittsburgh Steelers); 3 FG, 6 PAT, 6 TD
 51 (9/16/2007 vs. Cincinnati Bengals); 3 FG, 6 PAT, 6 TD
- Fewest Points – Season
 140 (1982); 7 FG, 17 PAT, 17 TD
 161 (2000); 14 FG, 17 PAT, 17 TD
 167 (1956); 11 FG, 18 PAT, 19 TD, 1 SAFETY
 217 (1999); 8 FG, 23 PAT, 28 TD

- 218 (1975); 17 FG, 21 PAT, 24 TD
 218 (2011); 24 FG, 20 PAT, 21 TD
- Most Points Against – Season
 462 (1990); 16 FG, 56 PAT, 59 TD
 452 (2016); 19 FG, 49 PAT, 56 TD, 2 SAFETY
 437 (1999); 33 FG, 40 PAT, 49 TD
 432 (2015); 30 FG, 44 PAT, 49 TD
 419 (2000); 31 FG, 44 PAT, 46 TD
- Most Points Against – Game
 58 (12/9/1990 at Houston Oilers); 1 FG, 7 PAT, 8 TD
 58 (11/28/2004 at Cincinnati Bengals); 3 FG, 7 PAT, 7 TD
 55 (10/17/1954 at Pittsburgh Steelers); 7 PAT, 8 TD
 55 (11/12/1967 at Green Bay Packers); 2 FG, 7 PAT, 7 TD
 51 (11/9/1969 at Minnesota Vikings); 3 FG, 6 PAT, 6 TD
 51 (10/7/1979 vs. Pittsburgh Steelers); 1 FG, 6 PAT, 7 TD
- Fewest Points Against – Season
 144 (1950); 4 FG, 18 PAT, 19 TD
 152 (1951); 4 FG, 18 PAT, 20 TD
 162 (1953); 2 FG, 20 PAT, 22 TD
 162 (1954); 3 FG, 21 PAT, 22 TD
 172 (1957); 7 FG, 19 PAT, 22 TD
- Most Points, Both Teams – Game
 106 (11/28/2004 at Cincinnati Bengals); 5 FG, 13 PAT, 13 TD (L, 48-58)
 96 (9/16/2007 vs. Cincinnati Bengals); 12 PAT, 12 TD, 4 FG (W, 51-45)
 89 (12/4/1966 vs. New York Giants); 4 FG, 11 PAT, 11 TD (W, 49-40)
 86 (10/7/1979 vs. Pittsburgh Steelers); 1 FG, 11 PAT, 12 TD (L, 35-51)
 82 (10/17/1954 at Pittsburgh Steelers); 10 PAT, 12 TD (L, 27-55)
 82 (12/15/1960 at New York Giants); 2 FG, 10 PAT, 11 TD (W, 48-34)
- Fewest Points, Both Teams – Game
 6 (10/1/1950 vs. New York Giants); 1 TD (L, 0-6)
 6 (11/21/1954 vs. Philadelphia Eagles); 2 FG (W, 6-0)
 7 (10/25/1953 at New York Giants); 1 PAT, 1 TD (W, 7-0)
 7 (12/1/1974 vs. San Francisco 49ers); 1 PAT, 1 TD (W, 7-0)
 8 (12/12/1970 vs. Dallas Cowboys); 2 FG, 1 SAFETY (L, 2-6)
 8 (12/16/2007 vs. Buffalo Bills); 2 FG, 1 SAFETY (W, 8-0)
- Most Touchdowns – Season
 54 (1966); 18 Rush, 33 Rec, 3 Ret
 50 (1964); 14 Rush, 28 Rec, 8 Ret
 49 (1968); 20 Rush, 27 Rec, 2 Ret
- Most Touchdowns – Game
 8 (12/6/1953 vs. New York Giants); 2 Rush, 5 Rec, 1 Ret
 8 (11/7/1954 vs. Washington Redskins); 3 Rush, 4 Rec, 1 Ret
- Most Touchdowns Against – Season
 59 (1990); 21 Rush, 32 Rec, 6 Def
 56 (2016); 18 Rush, 36 Rec, 2 Def
 49 (1999); 29 Rush, 17 Rec, 3 Ret
 49 (2015); 11 Rush, 34 Rec, 4 Ret
- Most Touchdowns Against – Game
 8 (10/17/1954 at Pittsburgh Steelers); 2 Rush, 4 Rec, 2 Ret
 8 (12/9/1990 at Houston Oilers); 4 Rush, 3 Rec, 1 Def

Fewest Touchdowns – Season	17 (1982); 7 Rush, 9 Rec, 1 Ret
	17 (2000); 7 Rush, 9 Rec, 1 Ret
	19 (1956); 8 Rush, 8 Rec, 3 Ret
	20 (2008); 6 Rush, 11 Rec, 1 Ret, 2 Def
	21 (2011); 4 Rush, 16 Rec, 1 Ret
Fewest Touchdowns Against – Season	19 (1950); 10 Rush, 8 Rec, 1 Ret
	20 (1951); 8 Rush, 10 Rec, 2 Ret
	21 (1956); 13 Rush, 7 Rec, 1 Ret
Most Touchdowns Rushing – Season	24 (1958)
	23 (1954)
Most Touchdowns Rushing – Game	6 (11/24/1957 vs. Los Angeles Rams)
	5 four times, most recently: (11/1/1959 at Baltimore Colts)
Most Touchdowns Rushing Against – Season	29 (1999)
	26 (2000)
	25 (1979)
	22 (2004)
	21 (1975, 1990)
Most Touchdowns Rushing Against – Game	6 (10/15/1961 vs. Green Bay Packers)
	5 (10/13/1991 at Washington Redskins)
	5 (12/3/2000 at Jacksonville Jaguars)
Fewest Touchdowns Rushing – Season	4 (2005, 2011, 2013)
	5 (1995, 2015)
	6 (1956, 2004, 2008)
Fewest Touchdowns Rushing Against – Season	4 (1954)
	5 (1992)
Most Touchdowns Rushing, Both Teams – Game	7 three times, most recently: (11/23/1986 vs. Pittsburgh Steelers)
Most Touchdowns Passing – Season	34 (2015)
	33 (1966)
	30 (1980)
	29 (2007)
Most Touchdowns Passing – Game	6 two times, most recently: (10/30/1966 at Atlanta Falcons)
Fewest Touchdowns Passing – Season	7 (1975)
	8 (1956)
	9 (1982, 2000)
Most Touchdowns Passing Against – Season	36 (2016)
	32 (1990)
	31 (1965)
	29 (2007, 2013)
Most Touchdowns Passing Against – Game	6 two times, most recently: (9/16/2007 vs. Cincinnati Bengals)
Fewest Touchdowns Passing Against – Season	7 (1956)
	8 (1950, 1957)
Most Points After Touchdowns – Season	52 (1966)
	49 (1964)
Most Points After Touchdowns – Game	8 (12/6/1953 vs. New York Giants)
	8 (11/7/1954 vs. Washington Redskins)
Fewest Points After Touchdowns – Season	17 (1982, 2000)
	18 (1956)
Most Points After Touchdowns Against – Season	56 (1990)
	49 (2016)
Most Points After Touchdowns Against – Game	7 six times; most recently: (11/28/2004 at Cincinnati Bengals)
Fewest Points After Touchdowns Against – Season	18 (1950, 1951)
Most Field Goals Made – Season	30 (2008)

	29 (1995, 2012)
	28 (2015)
	27 (2005)
Most Field Goals Made – Game	6 (11/5/2006 at San Diego Chargers)
	5 five times, most recently: (11/4/2012 vs. Baltimore Ravens)
Fewest Field Goals Made – Season	5 (1959)
	7 (1982)
Most Field Goals Made Against – Season	35 (2003)
	33 (1999)
	32 (2007)
	31 (1993, 2000)
Most Field Goals Made Against – Game	5 two times, most recently: (11/11/2001 vs. Pittsburgh Steelers)
Fewest Field Goals Made Against – Season	2 (1953)
	3 (1954)
Most Safeties For – Season	3 (1970)
	2 (1993)
Most Safeties For – Game	1 21 times; most recently: (10/5/2014 at Tennessee Titans)
Most Safeties Against – Season	3 (1974, 1987)
Most Safeties, Both Teams – Season	4 (1993)
Most Safeties, Both Teams – Game	2 (9/13/1987 at New Orleans Saints)
	2 (11/14/1993 at Seattle Seahawks)
Most Two-Point Conversions – Season	4 (1994)
Most Two-Point Conversions – Game	1 20 times; most recently: (10/30/2016 vs. New York Jets)
Most Two-Point Conversions, Both Teams – Season	5 (1994)
	4 (2015)
Most Two-Point Conversions Against – Season	2 (1995, 2001, 2013, 2015, 2016)
Most Two-Point Conversions Against – Game	1 13 times; most recently: (11/20/2016 vs. Pittsburgh Steelers)
Most Points 1st Quarter	24 (11/22/2009 at Detroit Lions)
Most Points 2nd Quarter	28 three times, most recently: (12/1/1991 at Indianapolis Colts)
Most Points 3rd Quarter	24 (12/6/1953 vs. New York Giants)
Most Points 4th Quarter	28 (10/25/1964 vs. New York Giants)
Most Points 1st Half	35 (11/5/1989 at Tampa Bay Buccaneers)
Most Points 2nd Half	35 five times; most recently: (11/28/2004 at Cincinnati Bengals)
Largest Margin of Victory	59 (11/7/1954 vs. Washington Redskins)
Largest Margin of Defeat	48 (11/12/1967 at Green Bay Packers)
	48 (11/9/1969 at Minnesota Vikings)
	48 (12/3/2000 at Jacksonville Jaguars)

FIRST DOWNS

Most First Downs – Season	364 (1981)
Most First Downs – Game	35 (11/23/1986 vs. Pittsburgh Steelers)
Fewest First Downs – Season	173 (1956)
Fewest First Downs – Game	1 (12/3/1950 vs. Philadelphia Eagles)
Most First Downs by Opponents – Season	368 (1999)

Most First Downs by Opponents – Game
36 (11/25/1979 at Pittsburgh Steelers)

Fewest First Downs by Opponents – Season
147 (1954)

Fewest First Downs by Opponents – Game
4 (11/7/1954 vs. Washington Redskins)
4 (10/21/1973 vs. Houston Oilers)

Most First Downs, Both Teams – Game
58 (11/25/1979 at Pittsburgh Steelers)
58 (11/4/2007 vs. Seattle Seahawks)

Most First Downs Rushing – Season
135 (1963)

Most First Downs Rushing – Game
21 (12/13/1959 at Philadelphia Eagles)

Fewest First Downs Rushing – Season
53 (2000)
64 (1982, 1999)

Fewest First Downs Rushing – Game
0 three times, most recently: (12/7/2006 at Pittsburgh Steelers)

Most First Downs Rushing by Opponents – Season
161 (1999)

Most First Downs Rushing by Opponents – Game
20 (10/10/1964 vs. Pittsburgh Steelers)

Fewest First Downs Rushing by Opponents – Season
56 (1954)

Fewest First Downs Rushing by Opponents – Game
0 two times, most recently: (9/22/1974 vs. Houston Oilers)

Most First Downs Passing – Season
207 (1980)

Most First Downs Passing – Game
22 (9/7/1981 vs. San Diego Chargers)

Fewest First Downs Passing – Season
63 (1956)

Fewest First Downs Passing – Game
0 two times, most recently: (12/3/2000 at Jacksonville Jaguars)

Most First Downs Passing by Opponents – Season
220 (2016)

Most First Downs Passing by Opponents – Game
26 (12/12/1988 at Miami Dolphins)

Fewest First Downs Passing by Opponents – Season
62 (1956)

Fewest First Downs Passing by Opponents – Game
0 (11/24/1974 vs. Buffalo Bills)

Most First Downs by Penalty – Season
37 (1981)

Most First Downs by Penalty – Game
7 4 times; most recently: (11/5/2006 at San Diego Chargers)

Fewest First Downs by Penalty – Season
4 (1952)

Most First Downs by Penalty by Opponents – Season
38 (1978, 1980, 2012, 2014)

Most First Downs by Penalty by Opponents – Game
10 (11/18/2012 at Dallas Cowboys)

Fewest First Downs by Penalty by Opponents – Season
10 (1961)

NET YARDS

Most Net Yards Gained – Season
5,915 (1981)
5,772 (1979)
5,621 (2007)
5,588 (1980)

Most Net Yards Gained – Game
562 (10/25/1981 vs. Baltimore Colts)
558 (11/10/1986 vs. Miami Dolphins)
554 (9/16/2007 vs. Cincinnati Bengals)
543 (9/15/1963 vs. Washington Redskins)

Fewest Net Yards Gained – Season
2,708 (1982)
3,310 (1956)
3,341 (1973)

Fewest Net Yards Gained – Game
26 (12/12/2004 at Buffalo Bills)
40 (9/12/1999 vs. Pittsburgh Steelers)
53 (12/3/2000 at Jacksonville Jaguars)
59 (12/3/1950 vs. Philadelphia Eagles)
60 (10/24/1971 vs. Denver Broncos)

Most Net Yards Gained by Opponents – Season
6,279 (2016)
6,229 (2009)
6,067 (2015)
6,046 (1999)
5,857 (2014)

Most Net Yards Gained by Opponents – Game
606 (11/25/1979 at Pittsburgh Steelers)
582 (11/7/1965 vs. Philadelphia Eagles)
564 (11/6/2008 vs. Denver Broncos)
559 (10/23/2016 at Cincinnati Bengals)
543 (10/18/2009 at Pittsburgh Steelers)

Fewest Net Yards Gained by Opponents – Season
2,658 (1954)
2,802 (1957)
2,841 (1955)

Fewest Net Yards Gained by Opponents – Game
53 (9/10/1989 at Pittsburgh Steelers)
64 (11/7/1954 vs. Washington Redskins)
68 (11/28/1954 at New York Giants)

PLAYS

Most Offensive Plays – Season
1,138 (1981)
1,092 (1979)
1,078 (2013)

Most Offensive Plays – Game
92 (10/6/1956 at Pittsburgh Steelers)
87 (10/30/1977 vs. Kansas City Chiefs)
87 (10/2/2011 vs. Tennessee Titans)
85 (11/30/1986 vs. Houston Oilers)
85 (10/4/1987 at New England Patriots)

Fewest Offensive Plays – Season
616 (1982)
647 (1960)
681 (1958)

Fewest Offensive Plays – Game
28 (9/12/1999 vs. Pittsburgh Steelers)
35 (12/14/2014 vs. Cincinnati Bengals)
37 (10/27/1963 vs. New York Giants)
39 (11/11/1962 at Washington Redskins)
39 (11/9/1969 at Minnesota Vikings)

Most Offensive Plays by Opponents – Season
1,158 (1999)
1,122 (2000)
1,107 (2013)

Most Offensive Plays by Opponents – Game
91 (11/14/2010 vs. New York Jets)
90 three times, most recently: (9/12/1999 vs. Pittsburgh Steelers)

Fewest Offensive Plays by Opponents – Season
594 (1982)
638 (1957)
672 (1954)

Fewest Offensive Plays by Opponents – Game
38 (10/18/1987 at Cincinnati Bengals)
40 (10/25/1953 at New York Giants)
40 (9/20/1981 at Cincinnati Bengals)

RUSHING

Most Yards Gained Rushing – Season
2,639 (1963)
2,546 (1958)
2,488 (1978)

Most Yards Gained Rushing – Game
352 (10/12/1958 vs. Chicago Cardinals)
351 (12/20/2009 at Kansas City Chiefs)
338 (10/29/1950 vs. Pittsburgh Steelers)
330 (11/24/1957 vs. Los Angeles Rams)

Fewest Yards Gained Rushing – Season
883 (1982)
1,085 (2000)

1,150 (1999)
1,220 (1990)

Fewest Yards Gained Rushing – Game

6 (11/6/1960 vs. New York Giants)
9 (9/12/1999 vs. Pittsburgh Steelers)
11 (9/17/1967 vs. Dallas Cowboys)

Most Yards Gained Rushing by Opponents – Season

2,736 (1999)
2,604 (1979)
2,505 (2000)
2,431 (2008)
2,415 (1974)

Most Yards Gained Rushing by Opponents – Game

361 (10/7/1979 vs. Pittsburgh Steelers)
354 (10/10/1964 vs. Pittsburgh Steelers)
343 (9/14/2003 at Baltimore Ravens)
305 (11/11/1956 vs. Baltimore Colts)

Fewest Yards Gained Rushing by Opponents – Season

1,050 (1954)
1,189 (1955)
1,292 (1982)

Fewest Yards Gained Rushing by Opponents – Game

4 (11/28/1954 at New York Giants)
20 (10/22/1967 vs. Chicago Bears)
20 (9/8/2013 vs. Miami Dolphins)

Most Rushing Attempts – Season

559 (1978)
536 (1955)
535 (1985)

Most Rushing Attempts – Game

60 (10/2/1955 at San Francisco 49ers)
59 (12/4/1955 at Pittsburgh Steelers)
59 (12/13/1959 at Philadelphia Eagles)

Fewest Rushing Attempts – Season

256 (1982)
313 (1999)
336 (2000)
348 (2013)

Fewest Rushing Attempts – Game

9 (9/12/1999 vs. Pittsburgh Steelers)
10 (11/9/1969 at Minnesota Vikings)
11 (10/14/1956 vs. New York Giants)
11 (11/10/1991 vs. Philadelphia Eagles)
11 (12/7/2006 at Pittsburgh Steelers)

Most Rushing Attempts by Opponents – Season

610 (1999)
594 (2000)
577 (1979)
563 (1978)

Most Rushing Attempts by Opponents – Game

64 (10/10/1964 vs. Pittsburgh Steelers)
59 (12/16/1956 vs. Chicago Cardinals)
57 (11/23/1952 vs. Philadelphia Eagles)
57 (10/24/1971 vs. Denver Broncos)
57 (9/12/1999 vs. Pittsburgh Steelers)

Highest Average Gain Rushing – Season

5.74 (1963)
5.36 (1958)
5.22 (1966)

Lowest Average Gain Rushing – Season

3.24 (2001)
3.38 (1971)
3.42 (1970)
3.45 (1982)

PASSING

Most Gross Yards Gained Passing – Season

4,372 (2013)
4,339 (1981)
4,156 (2015)

Most Gross Yards Gained Passing – Game

457 (10/11/2015 at Baltimore Ravens)
444 (10/25/1981 vs. Baltimore Colts)
414 (11/23/1986 vs. Pittsburgh Steelers)
413 (11/28/2004 at Cincinnati Bengals)

Highest Gross Average Yards Per Attempt – Season

10.17 (1953)
9.61 (1957)
9.51 (1955)

Fewest Gross Yards Gained Passing – Season

1,358 (1956)
1,741 (1973)
1,758 (1958)

Fewest Gross Yards Gained Passing – Game

15 (12/19/1954 vs. Detroit Lions)
23 (10/11/2009 at Buffalo Bills)
26 (10/25/1953 at New York Giants)
26 (11/2/1958 vs. New York Giants)
33 (12/3/2000 at Jacksonville Jaguars)

Most Gross Yards Gained Passing by Opponents – Season

4,173 (2016)
4,169 (2015)
4,156 (2012)
4,149 (2009)
4,013 (1995)

Most Gross Yards Gained Passing by Opponents – Game

456 (12/14/1980 at Minnesota Vikings)
441 (11/6/2008 vs. Denver Broncos)
422 (11/22/2009 at Detroit Lions)
418 (11/26/1967 vs. Washington Redskins)
418 (12/8/2013 at New England Patriots)

Fewest Gross Yards Gained Passing by Opponents – Season

1,215 (1956)
1,511 (1957)
1,581 (1950)

Fewest Gross Yards Gained Passing by Opponents – Game

9 (11/24/1974 vs. Buffalo Bills)
17 (10/22/1950 at New York Giants)
21 (11/11/1956 vs. Baltimore Colts)

Most Passes Attempted – Season

681 (2013)
624 (1981)
609 (2015)
574 (2017)
573 (1990)

Most Passes Attempted – Game

61 (10/2/2011 vs. Tennessee Titans)
57 (9/7/1981 vs. San Diego Chargers)
56 (11/17/2013 at Cincinnati Bengals)
55 (9/22/2013 at Minnesota Vikings)
54 (11/5/1995 vs. Houston Oilers)

Fewest Passes Attempted – Season

195 (1957)
202 (1956)
206 (1958)

Fewest Passes Attempted – Game

0 (12/3/1950 vs. Philadelphia Eagles)
4 (11/4/1956 at Green Bay Packers)
5 (10/25/1953 at New York Giants)
6 (12/19/1954 vs. Detroit Lions)

Most Passes Attempted by Opponents – Season

605 (2013)
600 (2012)
587 (1994)
587 (2014)
578 (2007)

Most Passes Attempted by Opponents – Game

59 (9/20/1992 at Los Angeles Raiders)
58 (9/18/1994 vs. Arizona Cardinals)
56 (10/24/2010 at New Orleans Saints)
56 (9/9/2012 vs. Philadelphia Eagles)
56 (10/26/2014 vs. Oakland Raiders)

Fewest Passes Attempted by Opponents – Season

226 (1956)
242 (1957)
266 (1982)

Fewest Passes Attempted by Opponents – Game

6 (12/19/2004 vs. San Diego Chargers)
7 (11/24/1974 vs. Buffalo Bills)
8 (12/16/1956 vs. Chicago Cardinals)

Most Passes Completed – Season

379 (2013)
 371 (2015)
 360 (2017)
 348 (1981)
 338 (2002, 2016)

Most Passes Completed – Game

40 (10/2/2011 vs. Tennessee Titans)
 36 (10/11/2015 at Baltimore Ravens)
 36 (9/22/2002 at Tennessee Titans)
 33 (11/15/2015 at Pittsburgh Steelers)
 33 (12/5/1982 vs. San Diego Chargers)

Fewest Passes Completed – Season

105 (1956)
 108 (1957)
 110 (1958)

Fewest Passes Completed – Game

1 (12/19/1954 vs. Detroit Lions)
 2 (10/25/1953 at New York Giants)
 2 (11/4/1956 at Green Bay Packers)
 2 (10/11/2009 at Buffalo Bills)

Most Passes Completed by Opponents – Season

378 (2012)
 363 (2013)
 360 (1995, 2017)
 340 (2007)
 347 (2016)

Most Passes Completed by Opponents – Game

38 (12/14/1980 at Minnesota Vikings)
 35 (11/18/2012 at Dallas Cowboys)
 35 (12/10/2017 vs. Green Bay Packers)

Fewest Passes Completed by Opponents – Season

105 (1957)
 107 (1956)
 121 (1950)

Fewest Passes Completed by Opponents – Game

1 (11/24/1974 vs. Buffalo Bills)
 2 (10/22/1950 at New York Giants)
 2 (12/16/1956 vs. Chicago Cardinals)
 2 (10/15/1972 vs. Chicago Bears)

Highest Completion Percentage – Season

63.04 (1953)
 63.01 (2015)
 62.23 (2006)
 62.03 (1991)
 61.90 (2010)

Highest Completion Percentage – Game

91.30 (12/26/1993 at Los Angeles Rams)
 85.71 (12/13/1959 at Philadelphia Eagles)
 84.21 (12/12/1964 at New York Giants)

Lowest Completion Percentage – Season

46.88 (1972)
 48.05 (1967)
 48.47 (1970)

Lowest Completion Percentage – Game

11.76 (10/11/2009 at Buffalo Bills)
 16.67 (12/19/1954 vs. Detroit Lions)
 19.05 (10/3/1970 vs. Pittsburgh Steelers)
 25.00 (10/27/1963 vs. New York Giants)
 25.00 (9/29/1968 vs. Los Angeles Rams)

TIME OF POSSESSION**Highest Time of Possession – Game**

42:56 (10/23/2011 vs. Seattle Seahawks)
 42:50 (11/22/1987 at Houston Oilers)
 42:12 (10/18/1987 at Cincinnati Bengals)
 41:59 (9/20/1981 at Cincinnati Bengals)
 40:50 (9/10/1989 at Pittsburgh Steelers)

Highest Time of Possession by Opponents – Game

47:49 (9/12/1999 vs. Pittsburgh Steelers)
 47:08 (11/14/2010 vs. New York Jets) (OT)
 44:35 (12/14/2003 at Denver Broncos) (OT)
 42:20 (9/15/1980 vs. Houston Oilers)
 42:10 (11/3/2002 vs. Pittsburgh Steelers)

Highest Average Time of Possession – Season

31:44 (1987)
 30:59 (1981)
 30:53 (1984)
 30:51 (1983)
 30:50 (1988)

INTERCEPTIONS**Most Interceptions – Season**

33 (2001)
 32 (1968)
 31 (1950, 1960)

Most Interceptions – Game

7 (12/11/1960 vs. Chicago Bears)
 7 (9/23/2001 vs. Detroit Lions)
 6 four times, most recently: (9/20/1987 vs. Pittsburgh Steelers)

Fewest Interceptions – Season

7 (2017)
 8 (1999)
 9 (2011)
 10 (1975, 2009, 2016)

Most Interceptions by Opponents – Season

31 (1977)
 28 (1983, 2017)
 27 (1971, 1979, 1981)

Most Interceptions by Opponents – Game

6 four times; most recently: (10/16/1983 at Pittsburgh Steelers)

Fewest Interceptions by Opponents – Season

5 (1960)
 9 (1953, 1959)

Most Interception Return Yards – Season

624 (1960)
 444 (1964)
 430 (1977)

Most Interception Return Yards – Game

213 (12/11/1960 vs. Chicago Bears)
 132 (11/20/1983 at New England Patriots)
 128 (10/2/1988 at Pittsburgh Steelers)

Fewest Interception Return Yards – Season

52 (1999)
 68 (2000)
 93 (2011)
 102 (1982)
 107 (1975)

Most Interception Return Yards by Opponents – Season

518 (1984)
 508 (1983)
 453 (1971)

Most Interception Return Yards by Opponents – Game

147 (10/17/1954 at Pittsburgh Steelers)
 142 (10/16/1983 at Pittsburgh Steelers)
 140 (10/18/1970 vs. Detroit Lions)

Fewest Interception Return Yards by Opponents – Season

58 (1960)
 68 (1966)
 76 (2016)

Fewest Interceptions by Opponents – Season

5 (1960)
 9 (1953, 1959)

Most Touchdowns by Interceptions – Season

6 (1960)
 4 (1954, 1989, 2001)

Most Touchdowns by Interceptions – Game

3 (12/11/1960 vs. Chicago Bears)

Most Touchdowns by Interceptions by Opponents – Season

4 (1970, 2003)
 3 (1990, 2010)

Most Touchdowns by Interceptions by Opponents – Game

2 (10/17/1954 at Pittsburgh Steelers)
 2 (10/18/1970 vs. Detroit Lions)

PUNTING**Most Punts – Season**

108 (2000)
 106 (1999)
 99 (2001)
 97 (1989)

94 (2009)
Most Punts – Game
12 three times; most recently: (12/3/2000 at Jacksonville Jaguars)
Fewest Punts – Season
45 (1962)
48 (1982)
49 (1964)
Fewest Punts – Game
0 three times; most recently: (10/13/2008 vs. New York Giants)
Most Punts by Opponents – Season
97 (1994)
94 (1989)
91 (1985)
Most Punts by Opponents – Game
11 five times; most recently: (12/17/1989 vs. Minnesota Vikings)
Fewest Punts by Opponents – Season
40 (1982)
46 (1960)
50 (1959)
Fewest Punts by Opponents – Game
0 four times; most recently: (9/30/2007 vs. Baltimore Ravens)
Most Punts, Both Teams – Season
191 (1989)
179 (2014)
178 (2012)
177 (1994)
176 (2000)
Most Punts, Both Teams – Game
23 (11/19/1989 vs. Kansas City Chiefs)
21 (11/18/1973 at Oakland Raiders)
21 (12/17/1989 vs. Minnesota Vikings)
Fewest Punts, Both Teams – Season
88 (1982)
100 (1959)
101 (1960, 1962)
Fewest Punts, Both Teams – Game
1 two times; most recently: (12/3/1961 at Dallas Cowboys)
Highest Gross Punting Average – Season
47.63 (2017)
46.71 (2015)
45.70 (1965)
Highest Gross Punting Average – Game
60.50 (9/13/2015 at New York Jets)
58.00 (12/3/1978 at Seattle Seahawks)
56.50 (11/13/1960 vs. St. Louis Cardinals, 10/8/2017 vs. N.Y. Jets)
Highest Gross Punting Average by Opponents – Season
46.93 (2016)
46.00 (2012)
45.04 (1960)
Highest Gross Punting Average by Opponents – Game
61.00 (9/13/1993 vs. San Francisco 49ers)
59.00 (11/27/1960 at St. Louis Cardinals)
57.50 (11/20/1960 at Pittsburgh Steelers)

PUNT RETURNS

Most Punt Returns – Season
61 (1954)
55 (1952)
52 (1974)
Most Punt Returns – Game
8 three times; most recently: (11/18/1956 at Philadelphia Eagles)
Fewest Punt Returns – Season
20 (1962, 1964)
21 (1960)
22 (2010)
Most Punt Returns by Opponents – Season
69 (2000)
68 (1974, 1999)
52 (2001)
Most Punt Returns by Opponents – Game
12 (12/3/1950 vs. Philadelphia Eagles)
9 (11/13/1995 at Pittsburgh Steelers)
Fewest Punt Returns by Opponents – Season
15 (1962)
16 (1987)

Most Punt Return Yardage – Season
606 (2012)
563 (1993)
523 (1974)
496 (1989)
Most Punt Return Yardage – Game
179 (10/3/2013 vs. Buffalo Bills)
166 (10/24/1993 vs. Pittsburgh Steelers)
154 (9/20/2015 vs. Tennessee Titans)
144 (12/9/2012 vs. Kansas City Chiefs)
135 (12/30/2007 vs. San Francisco 49ers)
Fewest Punt Return Yardage – Season
96 (1968)
111 (1962)
134 (1982)
Most Punt Return Yardage by Opponents – Season
793 (2000)
762 (1999)
705 (1974)
647 (2001)
Most Punt Return Yardage by Opponents – Game
149 (9/22/1974 vs. Houston Oilers)
133 (12/9/2001 at New England Patriots)
131 (11/13/1995 at Pittsburgh Steelers)
126 (11/26/2000 at Baltimore Ravens)
126 (11/25/2001 vs. Cincinnati Bengals)
Fewest Punt Return Yardage by Opponents – Season
39 (1959)
70 (1967)
72 (1969)
Highest Punt Return Average – Season
15.15 (1964)
15.13 (1950)
14.80 (2012)
13.50 (2007)
13.24 (1993)
Lowest Punt Return Average – Season
4.00 (1968)
4.07 (1953)
4.81 (1957)
Highest Punt Return Average Allowed – Season
18.00 (1977)
12.44 (2001)
11.70 (2011)
11.49 (1976, 2000)
Lowest Punt Return Average Allowed – Season
1.22 (1959)
2.41 (1967)
2.50 (1958)
Most Punt Return Touchdowns – Season
3 (1993)
2 (1965, 1994, 2002)
Most Punt Return Touchdowns – Game
2 (10/24/1993 vs. Pittsburgh Steelers)
Most Punt Return Touchdowns by Opponents – Season
3 (1977)
2 (1976)
Most Punt Return Touchdowns by Opponents – Game
2 (9/26/1976 at Denver Broncos)

KICKOFF RETURNS

Most Kickoff Returns – Season
89 (1999)
85 (2000)
75 (1979, 2004)
Most Kickoff Returns – Game
10 (11/28/2004 at Cincinnati Bengals)
9 four times; most recently: (12/3/2000 at Jacksonville Jaguars)
Fewest Kickoff Returns – Season
27 (1951)
29 (1959)
30 (1953)
Most Kickoff Returns by Opponents – Season
78 (1986)
76 (2007)

75 (1964)
72 (1978, 1987)

Most Kickoff Returns by Opponents – Game
10 (9/16/2007 vs. Cincinnati Bengals)
9 (11/16/2003 vs. Arizona Cardinals)
9 (11/28/2004 at Cincinnati Bengals)

Fewest Kickoff Returns by Opponents – Season
20 (2017)
23 (1982)
24 (2016)

Most Kickoff Return Yardage – Season
1,943 (2007)
1,725 (1999)
1,710 (2000)
1,697 (1978)
1,670 (2009)

Most Kickoff Return Yardage – Game
278 (12/20/2009 at Kansas City Chiefs)
256 (11/7/1965 vs. Philadelphia Eagles)
245 (11/18/2007 at Baltimore Ravens)
237 (11/2/2008 vs. Baltimore Ravens)
225 (9/20/1964 vs. St. Louis Cardinals)

Fewest Kickoff Return Yardage – Season
496 (1951)
551 (1959)
579 (1953)

Most Kickoff Return Yardage by Opponents – Season
1,590 (2007)
1,517 (1964)
1,501 (1966)
1,476 (1986)

Most Kickoff Return Yardage by Opponents – Game
243 (9/16/2007 vs. Cincinnati Bengals)
236 (12/15/1963 at Washington Redskins)
236 (12/4/1966 vs. New York Giants)
229 (11/16/2003 vs. Arizona Cardinals)
226 (11/17/1968 at Pittsburgh Steelers)

Fewest Kickoff Return Yardage by Opponents – Season
424 (1982)
471 (2017)
510 (2016)

Highest Kickoff Return Average – Season
27.00 (2007)
25.39 (2015)
25.38 (1967)

Lowest Kickoff Return Average – Season
16.15 (1991)
17.00 (2010)
17.51 (1952)

Highest Kickoff Return Average Allowed – Season
26.63 (1975)
26.16 (1961)
25.69 (1981)

Lowest Kickoff Return Average Allowed – Season
14.34 (1980)
16.78 (1988)
17.33 (1985)

Most Kickoff Return Touchdowns – Season
3 (2009)

Most Kickoff Return Touchdowns – Game
2 (12/20/2009 at Kansas City Chiefs)

Most Kickoff Return Touchdowns by Opponents – Season
2 (1966, 1967)

Most Kickoff Return TDs by Opponents – Game
2 (11/12/1967 at Green Bay Packers)

PENALTIES

Most Penalties – Season
128 (1989)
127 (1978)

Most Penalties – Game
21 (11/25/1951 vs. Chicago Bears)
18 (10/7/1951 at Los Angeles Rams)

Most Penalty Yards – Season
1,165 (1978)

1,083 (2015)

Most Penalty Yards – Game
209 (11/25/1951 vs. Chicago Bears)
188 (11/15/2015 at Pittsburgh Steelers)
188 (10/29/1995 at Cincinnati Bengals)

Fewest Penalties – Season
36 (1959)
47 (1961)

Fewest Penalties – Game
0 three times, most recently: (11/19/2017 vs. Jacksonville Jaguars)

Fewest Penalty Yards – Season
329 (1959)
455 (1961)

Most Penalties by Opponents – Season
141 (2003)
131 (1978)
129 (1994)

Most Penalties by Opponents – Game
19 (10/12/2003 vs. Oakland Raiders)
17 (12/4/1988 vs. Dallas Cowboys)
16 (11/25/1951 vs. Chicago Bears)
16 (11/8/1987 vs. Atlanta Falcons)

Most Penalty Yards by Opponents – Season
1,139 (1994)
1,110 (1978)

Most Penalty Yards by Opponents – Game
165 (11/25/1951 vs. Chicago Bears)
161 (9/21/1970 vs. New York Jets)

Fewest Penalties by Opponents – Season
32 (1959)
37 (1958)

Fewest Penalties by Opponents – Game
0 three times; most recently: (12/26/1999 vs. Indianapolis Colts)

Fewest Penalty Yards by Opponents – Season
285 (1959)
335 (1953)

Most Penalties, Both Teams – Game
37 (11/25/1951 vs. Chicago Bears)
27 (9/11/1983 at Detroit Lions)
27 (9/17/1978 at Atlanta Falcons)

Most Penalty Yards, Both Teams – Game
374 (11/25/1951 vs. Chicago Bears)
270 (10/29/1995 at Cincinnati Bengals)

FUMBLES

Most Fumbles – Season
50 (1978)
46 (1976)

Most Fumbles – Game
9 two times; most recently: (12/23/1990 at Pittsburgh Steelers)

Fewest Fumbles – Season
8 (1959)
14 (1958)

Most Fumbles by Opponents – Season
39 (1972, 1979)

Most Fumbles by Opponents – Game
8 four times; most recently: (11/25/2012 vs. Pittsburgh Steelers)

Fewest Fumbles by Opponents – Season
11 (1956)
12 (2016)

Most Fumbles, Both Teams – Game
13 two times; most recently: (12/20/1981 at Seattle Seahawks)

Most Fumbles Lost – Season
29 (1951, 1978)
26 (1981)
24 (1950)
23 (1985, 1990)

Most Fumbles Lost – Game
8 (12/23/1990 at Pittsburgh Steelers)
7 (12/20/1981 at Seattle Seahawks)

Fewest Fumbles Lost – Season
5 (1959)
6 (2008, 2011)
7 (1964, 2014)

8 (1982, 1991, 2012)

Most Opponents Fumbles Recovered – Season

29 (1951)
24 (1950)

Most Opponents Fumbles Recovered – Game

8 (12/23/1990 at Pittsburgh Steelers)
7 (12/20/1981 at Seattle Seahawks)
6 (11/12/1950 vs. San Francisco 49ers)

Fewest Opponents Fumbles Recovered – Season

3 (2016)
7 (2003, 2013)
8 (1956, 2014)**SACKS**

Most Times Browns Sacked Opponent Quarterback – Season

48 (1992, 1993)
45 (1989)
44 (1967, 1985)

Most Times Browns Sacked Opponent Quarterback – Game

11 (11/18/1984 at Atlanta Falcons)
9 (10/16/1988 vs. Philadelphia Eagles)
9 (12/5/1993 vs. New Orleans Saints)
9 (12/13/2015 vs. San Francisco 49ers)

Fewest Times Browns Sacked Opponent Quarterback – Season

17 (2008)
22 (1982)
23 (2005)
25 (1971, 1999)

Most Times Browns Quarterbacks Sacked – Season

66 (2016)
60 (1999)
55 (1984)
54 (2006)
53 (2015)

Most Times Browns Quarterbacks Sacked – Game

11 (9/30/1984 at Kansas City Chiefs)
11 (9/6/1992 at Indianapolis Colts)
9 (12/24/2016 vs. San Diego Chargers)

Fewest Times Browns Quarterbacks Sacked – Season

14 (1994)
16 (1970)
19 (1976, 2007)

Most Yards Opponents Lost Attempting to Pass – Season

430 (1951)
359 (1989)
354 (1967)

Most Yards Opponents Lost Attempting to Pass – Game

95 (11/18/1984 at Atlanta Falcons)
91 (10/28/1962 at Pittsburgh Steelers)
88 (12/16/1951 at Philadelphia Eagles)

Most Yards Browns Lost Attempting to Pass – Season

429 (2016)
402 (1974)
385 (1999)

Most Yards Browns Lost Attempting to Pass – Game

81 (10/30/1960 at Washington Redskins)
78 (9/30/1984 at Kansas City Chiefs)**SHUTOUTS**13 (9/30/1984 at Kansas City Chiefs)
12 (10/22/1967 vs. Chicago Bears)
12 (11/18/1984 at Atlanta Falcons)
12 (9/6/1992 at Indianapolis Colts)

Most Shutouts – Season

3 (1951)
4 (2000)**TURNOVERS**

Most Consecutive Shutout Quarters

8 (1951, 1983)

Most Turnovers Committed (Giveaways) – Season

53 (1977, 1981)

Most Turnovers Committed (Giveaways) – Game

10 (12/20/1981 at Seattle Seahawks)
9 (12/23/1990 at Pittsburgh Steelers)

Most Turnovers, Opponents (Takeaways) – Season

55 (1950)
51 (1951)
49 (1966)
46 (1968)
45 (1960, 1978)

Most Turnovers, Opponents (Takeaways) – Game

9 two times; most recently: (10/5/1958 at Pittsburgh Steelers)

Fewest Turnovers Committed (Giveaways) – Season

14 (1959)
17 (1960)
18 (1991)
19 (2011)

Fewest Turnovers, Opponents (Takeaways) – Season

13 (2016, 2017)
18 (2011)
19 (2009)
21 (1973, 2013)

Most Turnovers, Both Teams – Game

14 two times; most recently: (12/20/1981 at Seattle Seahawks)

ROOKIE RECORDS**SCORING**

Most Points – Season

72 Trent Richardson (2012); 12 TD
70 **Zane Gonzalez (2017)**; 15 FG, 25 PAT
66 Jerry Kauric (1990); 14 FG, 24 PAT

Most Points – Game

24 Jim Brown (11/24/1957 vs. Los Angeles Rams); 4 TD
18 Travis Prentice (10/18/2000 at Arizona Cardinals); 3 TD

Most Total Touchdowns – Season

12 Trent Richardson (2012); 11 Rush, 1 Rec
10 Eric Metcalfe (1989); 6 Rush, 4 Rec
10 Jim Brown (1957); 9 Rush, 1 Rec
(Kevin Mack scored 10 TDs as a first-year player in 1985)

Most Total Touchdowns – Game

4 Jim Brown (11/24/1957 vs. Los Angeles Rams); 4 Rush

Most Return Touchdowns – Season

2 Bobby Franklin (1960)
2 Bobby Mitchell (1958)

Most Return Touchdowns – Game

2 Bobby Franklin (12/11/1960 vs. Chicago Bears)
2 Bobby Mitchell (11/23/1958 vs. Philadelphia Eagles)

Most Points After Touchdowns – Season

29 Jeff Jaeger (1987)

Most Points After Touchdowns – Game

5 Jeff Jaeger (11/8/1987 vs. Atlanta Falcons)

Most Field Goals – Season

15 **Zane Gonzalez (2017)**
14 Jerry Kauric (1990)

Most Field Goals – Game

3 Jeff Jaeger (10/26/1987 vs. Los Angeles Rams)
3 **Zane Gonzalez (10/22/2017 vs. Tennessee Titans)**
3 **Zane Gonzalez (11/26/2017 at Cincinnati Bengals)**

Highest Field Goal Pct (minimum 14 attempts)

75.00 Zane Gonzalez (2017); 15-20
70.00 Jerry Kauric (1990); 14-20

Most Safeties – Season

1 four times; most recently: James Jones (1991)

RUSHING

Most Rushing Attempts – Season

267 Trent Richardson (2012)
243 William Green (2002)
202 Jim Brown (1957)

(Kevin Mack had 222 rushing attempts as a first-year player in 1985)

- Most Rushing Attempts – Game
 33 Montario Hardesty (10/23/2011 vs. Seattle Seahawks)
 31 Jim Brown (11/24/1957 vs. Los Angeles Rams)
- Most Rushing Yards – Season
 950 Trent Richardson (2012)
 942 Jim Brown (1957)
 (Kevin Mack rushed for 1,104 yards as a first-year player in 1985)
- Most Rushing Yards – Game
 237 Jim Brown (11/24/1957 vs. Los Angeles Rams)
 188 Earnest Byner (12/16/1984 at Houston Oilers)
 186 Lee Suggs (12/28/2003 at Cincinnati Bengals)
- Most Rushing Touchdowns – Season
 11 Trent Richardson (2012)
 9 Jim Brown (1957)
 8 Isaiah Crowell (2014)
- Most Rushing Touchdowns – Game
 4 Jim Brown (11/24/1957 vs. Los Angeles Rams)
 3 Travis Prentice (10/8/2000 at Arizona Cardinals)
- Highest Rushing Average (minimum 150 attempts) – Season
 4.66 Jim Brown (1957); 202-942
 (Kevin Mack averaged 4.97 yards per rush attempt as a first-year player in 1985)
- Highest Rushing Average (minimum 11 attempts) – Game
 13.36 Bobby Mitchell (10/12/1958 vs. Chicago Cardinals); 11-147

PASSING

- Most Pass Attempts – Season
 517 Brandon Weeden (2012)
 476 DeShone Kizer (2017)
 399 Tim Couch (1999)
- Most Pass Attempts – Game
 54 Eric Zeier (11/5/1995 vs. Houston Oilers)
 52 Brandon Weeden (9/27/2012 at Baltimore Ravens)
 47 DeShone Kizer (9/24/2017 at Indianapolis Colts)
- Most Pass Completions – Season
 297 Brandon Weeden (2012)
 255 DeShone Kizer (2017)
 223 Tim Couch (1999)
- Most Pass Completions – Game
 29 Tim Couch (11/21/1999 vs. Carolina Panthers)
 28 Eric Zeier (11/5/1995 vs. Houston Oilers)
 28 Cody Kessler (10/2/2016 at Washington Redskins)
- Highest Completion Pct – Season (minimum 150 attempts)
 65.64 Cody Kessler (2016); 128-295
 60.81 Colt McCoy (2010); 135-222
 59.76 Charlie Frye (2005); 98-164
- Highest Completion Pct – Game (minimum 15 attempts)
 78.26 Tim Couch (10/17/1999 vs. Jacksonville Jaguars); 18-23
 76.00 Colt McCoy (12/19/2010 at Cincinnati Bengals); 19-25
 73.68 Colt McCoy (11/7/2010 vs. New England Patriots); 14-19
- Most Passing Yards – Season
 3,385 Brandon Weeden (2012)
 2,894 DeShone Kizer (2017)
 2,447 Tim Couch (1999)
- Most Passing Yards – Game
 364 Brandon Weeden (12/2/2012 at Oakland Raiders)
 336 Cody Kessler (10/16/2016 at Tennessee Titans)
 322 Brandon Weeden (9/16/2012 at Cincinnati Bengals)
- Most Passing Touchdowns – Season
 15 Tim Couch (1999)
 14 Brandon Weeden (2012)
 11 DeShone Kizer (2017)
- Most Passing Touchdowns – Game
 3 Bernie Kosar (12/15/1985 vs. Houston Oilers)
 3 Tim Couch (10/31/1999 at New Orleans Saints)
 3 DeShone Kizer (12/10/2017 vs. Green Bay Packers)
- Highest Quarterback Rating – Season (minimum 150 attempts)
 92.3 Cody Kessler (2016)
 74.5 Colt McCoy (2010)
 73.2 Tim Couch (1999)
- Highest Quarterback Rating – Game (minimum 15 attempts)
 136.7 Charlie Frye (12/4/2005 vs. Jacksonville Jaguars)
 132.6 Colt McCoy (12/19/2010 at Cincinnati Bengals)
 136.2 Tim Couch (10/31/1999 at New Orleans Saints)

- Most Passes Intercepted – Season
 22 DeShone Kizer (2017)
 17 Brandon Weeden (2012)
 13 Tim Couch (1999)
- Most Passes Intercepted – Game
 4 Terry Luck (12/18/1977 at Seattle Seahawks)
 4 Eric Zeier (12/9/1995 at Minnesota Vikings)
 4 Brandon Weeden (9/9/12 vs. Philadelphia Eagles)
- Fewest Passes Intercepted – Season (minimum 150 attempts)
 2 Cody Kessler (2016)
 5 Charlie Frye (2005)
- Lowest Interception Percentage – Season (minimum 150 attempts)
 1.0 Bernie Kosar (2016); 2-195

RECEIVING

- Most Receptions – Season
 66 Kevin Johnson (1999)
 61 Greg Little (2011)
 61 **Duke Johnson Jr. (2015)**
- Most Receptions – Game
 10 Darnin Chiaverini (12/19/1999 vs. Jacksonville Jaguars)
 9 Ernie Green (12/9/1962 at New York Giants)
 9 **Duke Johnson Jr. (10/4/2015 at San Diego Chargers)**
- Most Receiving Yards – Season
 986 Kevin Johnson (1999)
 920 Paul Warfield (1964)
 828 Derrick Alexander (1994)
- Most Receiving Yards – Game
 171 Derrick Alexander (12/4/1994 vs. New York Giants)
 148 Mohamed Massaquoi (10/4/2009 vs. Cincinnati Bengals)
 136 Derrick Alexander (9/18/1994 vs. Arizona Cardinals)
- Highest Receiving Average – Season (minimum 20 receptions)
 18.35 Mohamed Massaquoi (2009); 34-624
 17.69 Paul Warfield (1964); 52-920
 17.25 Derrick Alexander (1994); 48-828
- Highest Receiving Average – Game (minimum 3 receptions)
 35.67 Braylon Edwards (9/18/2005 at Green Bay); 3-107
 33.00 **Josh Gordon (10/14/2012 at New York Giants); 3-99**
 31.00 Ozzie Newsome (11/5/1978 at Houston Oilers); 4-124
- Most Receiving Touchdowns – Season
 9 Paul Warfield (1964)
 8 Kevin Johnson (1999)
 6 Andre' Davis (2002)
- Most Receiving Touchdowns – Game
 2 eight times, most recently **Corey Coleman**
(9/18/2016 vs. Baltimore Ravens)

INTERCEPTIONS

- Most Passes Intercepted – Season
 10 Anthony Henry (2001)
 8 Bobby Franklin (1960)
 7 Larry Benz (1963)
 6 Ken Gorgal (1950)
 6 Bert Rechichar (1952)
 6 Joe Haden (2010)
- Most Passes Intercepted – Game
 3 Bobby Franklin (12/11/1960 vs. Chicago Bears)
 3 Anthony Henry (9/23/2001 vs. Detroit Lions)
 3 Anthony Henry (11/18/2001 at Baltimore Ravens)
- Most Interception Return Yards – Season
 177 Anthony Henry (2001)
 131 Bobby Franklin (1960)
 114 Larry Benz (1963)
- Most Interception Return Yards – Game
 971 Anthony Henry (12/16/2001 vs. Jacksonville Jaguars)
 95 Bobby Franklin (12/11/1960 vs. Chicago Bears)
 751 Brian Washington (10/2/1988 at Pittsburgh Steelers)
- Highest Average Gain on Interceptions – Season (minimum 3 interceptions)
 34.67 Brian Washington (1988); 3-104
 31.33 Brian Boddy-Calhoun (2016); 3-94
 23.67 Oliver Davis (1977); 3-71
- Highest Average Gain on Interceptions – Game (minimum 2 interceptions)
 48.50 Anthony Henry (12/16/2001 vs. Jacksonville Jaguars); 2-97
 31.67 Bobby Franklin (12/11/1960 vs. Chicago Bears); 3-95
 25.5 Oliver Davis (11/20/1977 at New York Giants); 2-51
- Most Touchdowns on Interceptions – Season
 2 Bobby Franklin (1960)

- Most Touchdowns on Interceptions – Game
2 Bobby Franklin (12/11/1960 vs. Chicago Bears)

PUNTING

- Most Punts – Season
79 Johnny Evans (1978)
68 Steve Cox (1981)
- Most Punts – Game
10 Johnny Evans (11/5/1978 at Houston Oilers)
8 Six times
- Most Punt Yards – Season
3,089 Johnny Evans (1978)
2,884 Steve Cox (1981)
- Most Punt Yards – Game
407 Johnny Evans (11/5/1978 at Houston Oilers)
360 Steve Cox (11/1/1981 at Buffalo Bills)
- Best Gross Punting Average – Season (minimum 35 attempts)
48.0 Gary Collins (1962); 45-1,926
42.4 Steve Cox (1981); 68-2,884
- Best Gross Punting Average – Game
58.00 Johnny Evans (12/3/1978 at Seattle Seahawks); 1-58
51.33 Johnny Evans (10/8/1978 at New Orleans Saints); 3-154
- Most Punts Inside 20 Yard Line – Season
16 Johnny Evans (1978)

PUNT RETURNS

- Most Punt Returns – Season
37 Keith Wright (1978)
30 Jabrill Peppers (2017)
- Most Punt Returns – Game
7 Chet Hanulak (11/7/1954 vs. Washington Redskins)
6 Jabrill Peppers (10/15/2017 at Houston Texans)
- Most Punt Return Yards – Season
289 Dennis Northcutt (2000)
288 Keith Wright (1978)
- Most Punt Return Yards – Game
93 Travis Benjamin (12/9/2012 vs. Kansas City Chiefs)
71 Ben Davis (11/5/1967 at Pittsburgh Steelers)
- Most Punt Return Touchdowns – Season
1 five times, most recently: Travis Benjamin (2012)
- Most Punt Return Touchdowns – Game
1 Don Phelps (12/10/1950 at Washington Redskins)
1 Bobby Mitchell (11/23/1958 vs. Philadelphia Eagles)
1 Leroy Kelly (10/25/1964 vs. New York Giants)
1 Ben Davis (11/5/1967 at Pittsburgh Steelers)
1 Travis Benjamin (12/9/2012 vs. Kansas City Chiefs)
- Highest Punt Return Average – Season (minimum 15 returns)
12.72 Ben Davis (1967); 18-229
11.25 Greg Pruitt (1973); 16-180
- Highest Punt Return Average – Game (minimum 3 returns)
18.33 Ray Renfro (12/7/1952 at Chicago Cardinals); 3-55

KICKOFF RETURNS

- Most Kickoff Returns – Season
50 Andre' Davis (2002)
45 Joshua Cribbs (2005)
44 Ronnie Powell (1999)
- Most Kickoff Returns – Game
6 five times, most recently: Joshua Cribbs
(12/24/2005 vs. Pittsburgh Steelers)
- Most Kickoff Return Yards – Season
1,094 Joshua Cribbs (2005)
1,068 Andre' Davis (2002)
986 Ronnie Powell (1999)
- Most Kickoff Return Yards – Game
168 Andre' Davis (10/20/2002 vs. Houston Texans)
155 Joshua Cribbs (11/27/2005 at Minnesota Vikings)
152 Joshua Cribbs (10/23/2005 vs. Detroit Lions)

- 140 Jamel White (12/10/2000 vs. Philadelphia Eagles)
138 Lee Suggs (12/8/2003 vs. St. Louis Rams)

- Most Kickoff Return Touchdowns – Season
1 five times, most recently: Joshua Cribbs (2005)
- Most Kickoff Return Touchdowns – Game
1 Leroy Bolden (10/26/1958 at Chicago Cardinals)
1 Bobby Mitchell (11/23/1958 vs. Philadelphia Eagles)
1 Carl Ward (11/26/1967 vs. Washington Redskins)
1 Andre' Davis (10/20/2002 vs. Houston Texans)
1 Joshua Cribbs (10/23/2005 vs. Detroit Lions)
- Highest Kickoff Return Average – Season (minimum 12 returns)
28.88 Bo Scott (1969); 25-722
28.31 Greg Pruitt (1973); 16-453
- Highest Kickoff Return Average – Game (minimum 3 returns)
42.0 Ben Davis (12/10/1967 at St. Louis Cardinals); 3-126
42.0 Andre' Davis (10/20/2002 vs. Houston Texans); 4-168

COMBINED NET YARDS

- Combined Net Yards, Most Attempts – Season
318 Trent Richardson (2012); 267 R, 51 P
272 Eric Metcalf (1989); 187 R, 54 P, 31 PR
- Combined Net Yards, Most Attempts – Game
35 Jim Brown (11/24/1957 vs. Los Angeles Rams); 31 R, 3 P, 1 PR
34 Trent Richardson (11/25/2012 vs. Pittsburgh Steelers); 29 R, 5 P
- Combined Net Yards, Most Yards – Season
1,748 Eric Metcalf (1989); 633 R, 397 P, 718 KR
- Combined Net Yards, Most Yards – Game
269 Jim Brown (11/24/1957 vs. Los Angeles Rams); 237 R, 21 P, 11 KR
- Combined Net Yards, High Average – Season (minimum 100 attempts)
10.90 Greg Pruitt (1973); 102-1,112
- Combined Net Yards, High Average – Game (minimum 10 attempts)
15.30 Keith Wright (12/10/1978 vs. New York Jets); 10-153

SCRIMMAGE YARDS

- Scrimmage Yards, Most Attempts – Season
318 Trent Richardson (2012); 267 R, 51 P
259 William Green (2002); 243 R, 16 P
241 Eric Metcalf (1989); 187 R, 54 P
- Scrimmage Yards, Most Attempts – Game
35 Montario Hardesty (10/23/2011 vs. Seattle Seahawks); 33 R, 2 P
34 Jim Brown (11/24/1957 vs. Los Angeles Rams); 31 R, 3 P
34 Trent Richardson (11/18/2012 at Dallas Cowboys); 28 R, 6 P
- Scrimmage Yards, Most Yards – Season
1,317 Trent Richardson (2012); 950 R, 367 P
1,030 Eric Metcalf (1989); 633 R, 397 P
1,000 William Green (2002); 887 R, 113 P
(Kevin Mack recorded 1,401 yards from scrimmage as a first-year player in 1985)
- Scrimmage Yards, Most Yards – Game
258 Jim Brown (11/24/1957 vs. Los Angeles Rams); 237 R, 21 P
219 Earnest Byner (12/16/1984 at Houston Oilers); 188 R, 31 P
187 William Green (12/29/2002 vs. Atlanta Falcons); 178 R, 9 P
- Scrimmage Yards, High Average – Season (minimum 100 attempts)
5.15 Boyce Green (1983); 129-664
(Kevin Mack averaged 5.58 yards from scrimmage per attempt as a first-year player in 1985)
- Scrimmage Yards, High Average – Game (minimum 10 attempts)
13.36 Bobby Mitchell (10/12/1958 vs. Chicago Cardinals); 11-147

QUARTERBACK SACKS

- Most Sacks – Season
11.0 Kamerion Wimbley (2006)
8.5 Jabaal Sheard (2011)
7.0 Myles Garrett (2017)
8.0 Mack Mitchell (1975)* Sacks not an official stat until 1982
- Most Sacks – Game
3.0 Chip Banks (9/12/1982 vs. Seattle Seahawks)
3.0 Courtney Brown (9/17/2000 vs. Pittsburgh Steelers)
2.0 Nine times, most recent, Myles Garrett (10/8/2017 vs. New York Jets)

OPPONENTS' SINGLE-GAME RECORDS

SCORING

Most Points

- 24 Ray Matthews (10/17/1954 at Pittsburgh Steelers)
- 24 Jim Taylor (10/15/1961 vs. Green Bay Packers)
- 24 Donny Anderson (11/12/1967 at Green Bay Packers)
- 24 Lorenzo White (12/9/1990 at Houston Oilers)
- 24 Priest Holmes (9/8/2002 vs. Kansas City Chiefs)

Most Touchdowns

- 4 Ray Matthews (10/17/1954 at Pittsburgh Steelers)
- 4 Jim Taylor (10/15/1961 vs. Green Bay Packers)
- 4 Donny Anderson (11/12/1967 at Green Bay Packers)
- 4 Lorenzo White (12/9/1990 at Houston Oilers)
- 4 Priest Holmes (9/8/2002 vs. Kansas City Chiefs)

Most Points After Touchdowns Attempted

- 8 Paul Held (10/17/1954 at Pittsburgh Steelers)
- 8 Paul Hornung (10/15/1961 vs. Green Bay Packers)
- 8 Teddy Garcia (12/9/1990 at Houston Oilers)

Most Points After Touchdowns Made

- 7 Paul Held (10/17/1954 at Pittsburgh Steelers)
- 7 Paul Hornung (10/15/1961 vs. Green Bay Packers)
- 7 Don Chandler (11/12/1967 at Green Bay Packers)
- 7 Teddy Garcia (12/9/1990 at Houston Oilers)
- 7 Shayne Graham (11/28/2004 at Cincinnati Bengals)

Most Field Goals Attempted

- 6 Roy Gerela (11/7/1971 at Pittsburgh Steelers)
- 6 Chester Marcol (9/17/1972 vs. Green Bay Packers)
- 6 Fred Cox (11/4/1973 at Minnesota Vikings)
- 6 Skip Butler (10/12/1975 vs. Houston Oilers)

Most Field Goals Made

- 5 Kris Brown (11/11/2001 vs. Pittsburgh Steelers)

Longest Field Goal Made (Yards)

- 61 Sebastian Janikowski (12/27/2009 vs. Oakland Raiders)
- 60 Dan Carpenter (12/5/2010 at Miami Dolphins)
- 57 Chandler Catanzaro (10/8/2017 vs. New York Jets)
- 56 Jason Hanson (10/8/1995 at Detroit Lions)
- 56 Wade Richey (9/14/2003 at Baltimore Ravens)

RUSHING

Most Attempts

- 40 Ricky Williams (10/31/1999 at New Orleans Saints)
- 38 Clinton Portis (12/14/2003 at Denver Broncos)
- 38 Cedric Benson (12/21/2008 vs. Cincinnati Bengals)
- 36 Eddie George (11/19/2000 at Tennessee Titans)
- 34 Gary Brown (11/21/1993 vs. Houston Oilers)
- 34 Eddie George (12/17/2000 vs. Tennessee Titans)
- 34 Alfred Blue (11/16/2014 vs. Houston Texans)

Most Yards Gained

- 295 Jamal Lewis (9/14/2003 at Baltimore Ravens)
- 223 Willie Parker (12/7/2006 at Pittsburgh Steelers)
- 205 Jamal Lewis (12/21/2003 vs. Baltimore Ravens)
- 204 Ray Rice (12/4/2011 vs. Baltimore Ravens)
- 202 Rudi Johnson (11/28/2004 at Cincinnati Bengals)

Highest Average Gain (Yards) (min. six attempts)

- 18.67 Jeremy Hill (10/23/2016 at Cincinnati Bengals) (9-168)
- 12.22 Virgil Carter (11/15/1970 vs. Cincinnati Bengals) (9-110)

Longest Gains (Yards)

- 86† Essex Johnson (12/5/1971 vs. Cincinnati Bengals)
- 82† Jamal Lewis (9/14/2003 at Baltimore Ravens)
- 80† Willie Parker (12/24/2005 vs. Pittsburgh Steelers)
- 80† Jamaal Charles (12/9/2012 vs. Kansas City Chiefs)
- 79† George Rogers (10/18/1981 vs. New Orleans Saints)

PASSING

Most Attempts

- 59 Todd Marinovich (9/20/1992 at Los Angeles Raiders)
- 56 Drew Brees (10/24/2010 at New Orleans Saints)
- 56 Doug Williams (9/28/1980 at Tampa Bay Buccaneers)
- 56 Michael Vick (9/9/2012 vs. Philadelphia Eagles)

Most Completions

- 38 Tommy Kramer (12/14/1980 at Minnesota Vikings)
- 37 Drew Brees (10/24/2010 at New Orleans Saints)
- 35 Tony Romo (11/18/2012 at Dallas Cowboys)
- 35 Brett Hundley (12/10/2017 vs. Green Bay Packers)
- 34 Steve McNair (9/30/2007 vs. Baltimore Ravens)
- 34 Carson Palmer (12/2/2012 at Oakland Raiders)
- 34 Derek Carr (10/26/2014 vs. Oakland Raiders)

Most Yards

- 456 Tommy Kramer (12/14/1980 at Minnesota Vikings)
- 447 Jay Cutler (11/6/2008 vs. Denver Broncos)
- 422 Matthew Stafford (11/22/2009 at Detroit Lions)
- 418 Sonny Jurgensen (11/26/1967 vs. Washington Redskins)
- 418 Tom Brady (12/8/2013 at New England)

High Completion Percentage

- 90.0 Ken Anderson (12/16/1979 at Cincinnati Bengals) (9-10)
- 88.2 Bart Starr (10/15/1961 vs. Green Bay Packers) (15-17)
- 87.5 Terry Bradshaw (10/5/1975 vs. Pittsburgh Steelers) (7-8)

Longest Completions (Yards)

- 99† George Izo (9/15/1963 vs. Washington Redskins) (to Bobby Mitchell)
- 93† Jay Cutler (11/6/2008 vs. Denver Broncos) (to Eddie Royal)
- 92† Mitt Plutner (11/15/1964 vs. Detroit Lions) (to Dan Lewis)

Most Touchdown Passes

- 6 Charley Johnson (9/26/1965 vs. St. Louis Cardinals)
- 6 Carson Palmer (9/16/2007 vs. Cincinnati Bengals)

Most Interceptions

- 7 Ty Detmer (9/23/2001 vs. Detroit Lions)
- 5 six times, most recently:
Mark Malone (9/20/1987 vs. Pittsburgh Steelers)

Most Attempts, Without An Interception

- 49 Tommy Kramer (12/14/1980 at Minnesota Vikings)

RECEIVING

Most Receptions

- 14 Marvin Harrison (12/26/1999 vs. Indianapolis Colts) (138 yards)
- 14 Bobby Engram (11/4/2007 vs. Seattle Seahawks) (OT) (139 yards)
- 14 Brandon Myers (12/2/2012 at Oakland Raiders) (130 yards)
- 13 Terry Glenn (10/3/1999 vs. New England Patriots) (214 yards)
- 13 Antonio Brown (13/2016 vs. Pittsburgh Steelers) (187 yards)

Most Yards

- 235 Buddy Dial (10/22/1961 at Pittsburgh Steelers)
- 222 Terrell Owens (10/3/2010 vs. Cincinnati Bengals)
- 214 Terry Glenn (10/3/1999 vs. New England Patriots)

Average Gain (Yards)

- 48.0 John Gilliam (10/26/1969 vs. St. Louis Cardinals) (4 catches for 192 yards)

Longest Gain (Yards)

- 99† Bobby Mitchell (9/15/1963 vs. Washington Redskins) (from George Izo)

Touchdowns

- 3 By 18 players, most recently: Martellus Bennett (10/9/2016 vs. New England Patriots)

INTERCEPTIONS

Most Interceptions

- 3 By 13 players, most recently: Kevin Byard (10/22/2017 vs. Tennessee Titans)

Interception Yardage

- 125 Ken Easley (12/20/1981 at Seattle Seahawks) (2 returns)
- 115 Larry Wilson (12/19/1965 at St. Louis Cardinals) (3 returns)
- 106 Ed Reed (11/7/2004 at Baltimore Ravens) (1 return)

Average Gain (minimum 2 interceptions)

- 62.5 Ken Easley (12/20/1981 at Seattle Seahawks) (2 returns)
- 48.5 Rod Hood (12/2/2007 at Arizona Cardinals) (2 returns)

Longest Interception Returns

- 106† Ed Reed (11/7/2004 at Baltimore Ravens)
- 97† Jordan Babineaux (10/2/2011 vs. Tennessee Titans)
- 96† Larry Wilson (12/19/1965 at St. Louis Cardinals)
- 93† Randy Gradishar (10/5/1980 vs. Denver Broncos)
- 85 Ray Clayborn (10/7/1984 vs. New England Patriots)

Touchdowns

- 1 81 times, most recently: Johnathan Joseph
(10/15/2017 at Houston Texans)

PUNTING

Most Punts

- 11 five times, most recently: Kelly Goodbum
(11/19/1989 vs. Kansas City Chiefs) (OT)

Most Yards

- 491 Ray Guy (11/18/1973 at Oakland Raiders)
444 Harry Newsome (9/16/1985 vs. Pittsburgh Steelers)
428 Tommy Barnhardt (12/5/1993 vs. New Orleans Saints)

Highest Average (minimum 4 punts)

- 57.5 Bobby Joe Green (11/20/1960 at Pittsburgh Steelers)
(4 for 230 yards)
55.0 Chas Henry (9/9/2012 vs. Philadelphia Eagles)
(6 for 330 yards)

Longest (Yards)

- 78 Ed Brown (10/28/1962 at Pittsburgh Steelers)
75 Verl Lillywhite (9/30/1951 at San Francisco 49ers)
75 Bobby Joe Green (11/20/1960 at Pittsburgh Steelers)

PUNT RETURNS

Most Returns

- 9 Andre Hastings (11/13/1995 at Pittsburgh Steelers)
8 Ron Fellows (11/25/1982 at Dallas Cowboys)
8 Fulton Walker (11/16/1986 at Los Angeles Raiders)

Most Yards

- 141 Bob Hayes (12/24/1967 at Dallas Cowboys)
131 Andre Hastings (11/13/1995 at Pittsburgh Steelers)
126 T.J. Houshmandzadeh (11/25/2001 vs. Cincinnati Bengals)

Highest Average (minimum 3 returns)

- 36.7 Billy Johnson (10/16/1977 at Houston Oilers) (3 returns)
31.3 Troy Brown (12/9/2001 at New England Patriots) (4 returns)

Longest Punt Returns

- 94t Nate Burleson (11/4/2007 vs. Seattle Seahawks)
91t Keith Moody (10/23/1977 at Buffalo Bills)
87t Billy Johnson (10/16/1977 at Houston Oilers)

Touchdowns

- 2 Rick Upchurch (9/26/1976 at Denver Broncos)

KICKOFF RETURNS

Most Returns

- 9 Josh Scobey (11/16/2003 vs. Arizona Cardinals)
7 Curtis Duncan (11/22/1987 at Houston Oilers)
7 Dante Hall (9/8/2002 vs. Kansas City Chiefs)
7 J.R. Reed (10/24/2004 vs. Philadelphia Eagles)
7 J.J. Moses (1/2/2005 at Houston Texans)
7 Mark Bradley (12/20/2009 at Kansas City Chiefs)

Most Yards

- 197 Rick Upchurch (10/19/1975 at Denver Broncos)
195 Clarence Childs (12/4/1966 vs. New York Giants)
192 Dante Hall (9/8/2002 vs. Kansas City Chiefs)

Highest Average (minimum 2 returns)

- 86.0 Travis Williams (11/12/1967 at Green Bay Packers) (2 returns)
69.0 Jacoby Ford (10/16/2011 at Oakland Raiders) (2 returns)

Longest Kickoff Returns

- 105t Tim Brown (9/17/1961 at Philadelphia Eagles)
101t Jacoby Ford (10/16/2011 at Oakland Raiders)
99t Justin Miller (10/29/2006 vs. New York Jets)
98t Leodis McKelvin (11/17/2008 at Buffalo Bills)
97t Willie Shelby (10/3/1976 vs. Cincinnati Bengals)

Touchdowns

- 2 Travis Williams (11/12/1967 at Green Bay Packers)

PRO BOWL NOTES

Cleveland has had a team-record eight players named to the Pro Bowl nine times (1952, 1953, 1954, 1966, 1967, 1969, 1970, 1988).

A Cleveland player has earned an individual award during the Pro Bowl four times as Otto Graham was named the Player of the Game in 1951 and Jim Brown was tabbed as the Outstanding Back in 1962, 1963 and 1966. In 2015, Joe Haden served as Pro Bowl captain for Team Irvin.

YEAR-BY-YEAR LEADERS

SCORING

YEAR	PLAYER	TD	PAT	FG	2-PT	TOTAL
1950	LOU GROZA	1	29-29	13-19	0	74
1951	LOU GROZA	0	43-43	10-23	0	73
1952	LOU GROZA	0	32-32	19-33	0	89
1953	LOU GROZA	0	39-40	23-26	0	108
1954	LOU GROZA	0	37-38	16-24	0	85
1955	LOU GROZA	0	44-45	11-22	0	77
1956	LOU GROZA	0	18-18	11-20	0	51
1957	LOU GROZA\$	0	32-32	15-22	0	77
1958	JIM BROWN\$	18	0-0	0-0	0	108
1959	JIM BROWN	14	0-0	0-0	0	84
1960	SAM BAKER	0	44-46	12-20	0	80
1961	LOU GROZA	0	37-38	16-23	0	85
1962	JIM BROWN	18	0-0	0-0	0	108
1963	JIM BROWN	15	0-0	0-0	0	90
1964	LOU GROZA	0	49-50	22-33	0	115
1965	JIM BROWN	21	0-0	0-0	0	126
1966	LEROY KELLY	16	0-0	0-0	0	96
1967	LEROY KELLY	13	0-0	0-0	0	78
1968	LEROY KELLY	20	0-0	0-0	0	120
1969	DON COCKROFT	0	45-45	12-23	0	81
1970	DON COCKROFT	0	34-35	12-22	0	70
1971	DON COCKROFT	0	34-34	15-28	0	79
1972	DON COCKROFT	0	28-29	22-27	0	94
1973	DON COCKROFT	0	24-24	22-31	0	90
1974	DON COCKROFT	0	29-30	14-16	0	71
1975	DON COCKROFT	0	21-24	17-23	0	72
1976	DON COCKROFT	0	27-30	15-28	0	72
1977	DON COCKROFT	0	30-31	17-23	0	81
1978	DON COCKROFT	0	37-40	19-28	0	94
1979	DON COCKROFT	0	38-43	17-29	0	89
1980	DON COCKROFT	0	39-44	16-26	0	87
1981	MATT BAHR	0	22-22	13-20	0	61
1982	MATT BAHR	0	17-17	7-15	0	38
1983	MATT BAHR	0	38-40	21-24	0	101
1984	MATT BAHR	0	25-25	24-32	0	97
1985	MATT BAHR	0	35-35	14-18	0	77
1986	MATT BAHR	0	30-30	20-26	0	90
1987	JEFF JAEGER*	0	33-34	14-22	0	75
1988	MATT BAHR	0	32-33	24-29	0	104
1989	MATT BAHR	0	40-40	16-24	0	88
1990	JERRY KAURIC*	0	24-27	14-20	0	66
1991	MATT STOVER	0	33-34	16-22	0	81
1992	MATT STOVER	0	29-30	21-29	0	92
1993	MATT STOVER	0	36-36	16-22	0	84
1994	MATT STOVER	0	32-32	26-28	0	110
1995	MATT STOVER	0	26-26	29-33	0	113
1999	TERRY KIRBY	9	0-0	0-0	0	54
2000	PHIL DAWSON	0	17-17	14-17	0	59
2001	PHIL DAWSON	0	29-30	22-25	0	95
2002	PHIL DAWSON	0	34-35	22-28	0	100
2003	PHIL DAWSON	0	20-21	18-21	0	74
2004	PHIL DAWSON	0	28-28	24-29	0	100
2005	PHIL DAWSON	0	19-21	27-29	0	100
2006	PHIL DAWSON	0	25-25	21-29	0	88
2007	PHIL DAWSON	0	42-43	26-30	0	120
2008	PHIL DAWSON	0	30-36	18-18	0	108
2009	PHIL DAWSON	0	18-19	17-19	0	69
2010	PHIL DAWSON	0	28-28	23-28	0	97
2011	PHIL DAWSON	0	20-20	24-29	0	92
2012	PHIL DAWSON	0	29-29	29-31	0	116
2013	BILLY CUNDIFF	0	32-32	21-26	0	95
2014	BILLY CUNDIFF	0	28-28	22-29	0	94
2015	TRAVIS COONS	0	22-24	28-32	0	106
2016	CODY PARKEY	0	20-21	20-25	0	80
2017	ZANE GONZALEZ*	0	25-26	15-20	0	70

*Denotes rookie #Denotes led NFL \$Denotes tied for NFL lead

STAFF

PLAYERS

2017 SEASON

HISTORY

RECORDS

GAME DAY

RUSHING YARDS

YEAR	PLAYER	NO	YARDS	AVG	LG	TD
1950	MARION MOTLEY#	140	810	5.8	69t	3
1951	DUB JONES	104	492	4.7	43t	7
1952	MARION MOTLEY	104	444	4.3	59	1
1953	RAY RENFRO	60	352	5.9	58t	4
1954	MAURICE BASSETT*	144	588	4.1	22	6
1955	FRED MORRISON	156	824	5.3	56	3
1956	PRESTON CARPENTER*	188	756	4.0	30	0
1957	JIM BROWN*#	202	942	4.7	69t	9
1958	JIM BROWN#	257	1,527	5.9	65t	17
1959	JIM BROWN#	290	1,329	4.6	70t	14
1960	JIM BROWN#	215	1,257	5.8	71t	9
1961	JIM BROWN#	305	1,408	4.6	38	8
1962	JIM BROWN	230	996	4.3	31	13
1963	JIM BROWN#	291	1,863	6.4	80t	12
1964	JIM BROWN#	280	1,446	5.2	71	7
1965	JIM BROWN#	289	1,544	5.3	67	17
1966	LEROY KELLY	209	1,141	5.5	70t	15
1967	LEROY KELLY	235	1,205	5.1	42t	11
1968	LEROY KELLY#	248	1,239	5.0	65	16
1969	LEROY KELLY	196	817	4.2	31	9
1970	LEROY KELLY	206	656	3.2	33t	6
1971	LEROY KELLY	234	865	3.7	35	10
1972	LEROY KELLY	224	811	3.6	18	4
1973	KEN BROWN	161	537	3.3	17	0
1974	GREG PRUITT	126	540	4.3	54	3
1975	GREG PRUITT	217	1,067	4.9	50	8
1976	GREG PRUITT	209	1,000	4.8	64	4
1977	GREG PRUITT	236	1,086	4.6	78t	3
1978	GREG PRUITT	176	960	5.5	70t	3
1979	MIKE PRUITT	264	1,294	4.9	77t	9
1980	MIKE PRUITT	249	1,034	4.2	56t	6
1981	MIKE PRUITT	247	1,103	4.5	21	7
1982	MIKE PRUITT	143	516	3.6	17	3
1983	MIKE PRUITT	293	1,184	4.0	27	10
1984	BOYCE GREEN	202	673	3.3	29	0
1985	KEVIN MACK	222	1,104	5.0	61	7
1986	KEVIN MACK	174	665	3.8	20	10
1987	KEVIN MACK	201	735	3.7	22t	5
1988	EARNEST BYNER	157	576	3.7	27t	3
1989	ERIC METCALF*	187	633	3.4	43t	6
1990	KEVIN MACK	158	702	4.4	26	5
1991	KEVIN MACK	197	726	3.7	51t	8
1992	KEVIN MACK	169	543	3.2	37	6
1993	TOMMY VARDELL	171	644	3.8	54	3
1994	LEROY HOARD	209	890	4.3	39	5
1995	LEROY HOARD	136	547	4.0	25	0
1999	TERRY KIRBY	130	452	3.5	28	6
2000	TRAVIS PRENTICE*	173	512	3.0	17	7
2001	JAMES JACKSON*	195	554	2.8	22	2
2002	WILLIAM GREEN*	243	887	3.7	64t	6
2003	WILLIAM GREEN	142	559	3.9	26	1
2004	LEE SUGGS	199	744	3.7	39	2
2005	REUBEN DROUGHNS	309	1,232	4.0	75t	2
2006	REUBEN DROUGHNS	220	758	3.4	22	4
2007	JAMAL LEWIS	298	1,304	4.4	66t	9
2008	JAMAL LEWIS	279	1,002	3.6	29	4
2009	JEROME HARRISON	194	862	4.4	71t	5
2010	PEYTON HILLIS	270	1,177	4.4	48	11
2011	PEYTON HILLIS	161	587	3.6	24t	3
2012	TRENT RICHARDSON*	267	950	3.6	32t	11
2013	WILLIS MCGAHEE	138	377	2.7	16	2
2014	TERRANCE WEST*	171	673	3.9	36	4
2015	ISAIAH CROWELL	185	706	3.8	54	4
2016	ISAIAH CROWELL	198	952	4.8	85t	7
2017	ISAIAH CROWELL	206	853	4.1	59	2

*Denotes rookie #Denotes led NFL \$Denotes tied for NFL lead

PASSING YARDS

YEAR	PLAYER	ATT	COMP	PCT	YARDS	TD	INT	QB RATING
1950	OTTO GRAHAM	253	137	54.2	1,943	14	20	64.7
1951	OTTO GRAHAM	265	147	55.5	2,205	17	16	79.2
1952	OTTO GRAHAM#	364	181	49.7	2,816	20	24	66.6
1953	OTTO GRAHAM#	258	167	64.7	2,722	11	9	99.7
1954	OTTO GRAHAM	240	142	59.2	2,092	11	17	73.5
1955	OTTO GRAHAM	185	98	53.0	1,721	15	8	94.0
1956	TOM O'CONNELL	96	42	43.8	551	4	8	41.6
1957	TOM O'CONNELL	110	63	57.3	1,229	9	8	93.3
1958	MILT PLUM	189	102	54.0	1,619	11	11	77.9
1959	MILT PLUM	266	156	58.6	1,992	14	8	87.2
1960	MILT PLUM	250	151	60.4	2,297	21	5	110.4
1961	MILT PLUM	302	177	58.6	2,416	18	10	90.3
1962	FRANK RYAN	194	112	57.7	1,541	10	7	85.4
1963	FRANK RYAN	256	135	52.7	2,038	25	13	90.6
1964	FRANK RYAN	334	174	52.1	2,404	25	19	76.7
1965	FRANK RYAN	243	119	49.0	1,751	18	13	75.3
1966	FRANK RYAN	382	200	52.4	2,974	29	14	88.2
1967	FRANK RYAN	280	136	48.6	2,026	20	16	72.7
1968	BILL NELSEN	293	152	51.9	2,366	19	10	86.4
1969	BILL NELSEN	352	190	54.0	2,743	23	19	78.8
1970	BILL NELSEN	313	159	50.8	2,156	16	16	68.9
1971	BILL NELSEN	325	174	53.5	2,319	13	23	60.3
1972	MIKE PHIPPS	305	144	47.2	1,994	13	16	61.0
1973	MIKE PHIPPS	299	148	49.5	1,719	9	20	49.4
1974	MIKE PHIPPS	256	117	45.7	1,384	9	17	46.7
1975	MIKE PHIPPS	313	162	51.8	1,749	4	19	47.5
1976	BRIAN SIPE	312	178	57.1	2,113	17	14	77.3
1977	BRIAN SIPE	195	112	57.4	1,233	9	14	61.8
1978	BRIAN SIPE	399	222	55.6	2,906	21	15	80.7
1979	BRIAN SIPE	535	286	53.5	3,793	28	26	73.4
1980	BRIAN SIPE	554	337	60.8	4,132	30	14	91.4
1981	BRIAN SIPE	567	313	55.2	3,876	17	25	68.2
1982	BRIAN SIPE	185	101	54.6	1,064	4	8	60.7
1983	BRIAN SIPE	496	291	58.7	3,566	26	23	79.1
1984	PAUL MCDONALD	493	271	55.0	3,472	14	23	67.3
1985	BERNIE KOSAR*	248	124	50.0	1,578	8	7	69.3
1986	BERNIE KOSAR	531	310	58.4	3,854	17	10	83.8
1987	BERNIE KOSAR	389	241	62.0	3,033	22	9	95.4
1988	BERNIE KOSAR	259	156	60.2	1,890	10	7	84.3
1989	BERNIE KOSAR	513	303	59.1	3,533	18	14	80.3
1990	BERNIE KOSAR	423	230	54.4	2,562	10	15	65.7
1991	BERNIE KOSAR	494	307	62.1	3,487	18	9	87.8
1992	MIKE TOMCZAK	211	120	56.9	1,693	7	7	80.1
1993	VINNY TESTAVERDE	230	130	56.5	1,797	14	9	85.7
1994	VINNY TESTAVERDE	376	207	55.1	2,575	16	18	70.7
1995	VINNY TESTAVERDE	392	241	61.5	2,883	17	10	87.8
1999	TIM COUCH*	399	223	55.9	2,447	15	13	73.2
2000	TIM COUCH	215	137	63.7	1,483	7	9	77.3
2001	TIM COUCH	454	272	59.9	3,040	17	21	73.1
2002	TIM COUCH	443	273	61.6	2,842	18	18	76.8
2003	KELLY HOLCOMB	302	193	63.9	1,797	10	12	74.6
2004	JEFF GARCIA	252	144	57.1	1,731	10	9	76.7
2005	TRENT DILFER	333	199	59.8	2,321	11	12	76.9
2006	CHARLIE FRYE	393	252	64.1	2,454	10	17	72.0
2007	DEREK ANDERSON	527	298	56.5	3,787	29	19	82.5
2008	DEREK ANDERSON	283	142	50.2	1,615	9	8	66.5
2009	BRADY QUINN	256	136	53.1	1,339	8	7	67.2
2010	COLT MCCOY*	222	135	60.8	1,576	6	9	74.5
2011	COLT MCCOY	463	265	57.2	2,733	14	11	74.6
2012	BRANDON WEEDEN*	517	297	57.4	3,385	14	17	72.6
2013	JASON CAMPBELL	317	180	56.8	2,015	11	8	76.9
2014	BRIAN HOYER	438	242	55.3	3,326	12	13	76.5
2015	JOSH McCOWN	292	186	63.7	2,109	12	4	93.3
2016	CODY KESSLER*	195	128	65.6	1,380	6	2	92.3
2017	DeSHONE KIZER*	476	255	53.6	2,894	11	22	60.5

*Denotes rookie #Denotes led NFL \$Denotes tied for NFL lead

STAFF

PLAYERS

2017 SEASON

HISTORY

RECORDS

GAME DAY

RECEPTIONS

YEAR	PLAYER	NO	YARDS	AVG	LG	TD
1950	MAC SPEEDIE	42	548	13.0	45	1
1951	DANTE LAVELLI	43	586	13.6	47	6
1952	MAC SPEEDIE#	62	911	14.7	50	5
1953	DANTE LAVELLI	45	783	17.4	55t	6
1954	DANTE LAVELLI	47	802	17.1	64	7
1955	DARREL BREWSTER	34	622	18.3	41t	6
1956	DARREL BREWSTER	28	417	14.9	41	1
1957	DARREL BREWSTER	30	614	20.5	56	2
1958	PRESTON CARPENTER	29	474	16.3	74	1
1959	BILLY HOWTON	39	510	13.1	36t	1
1960	BOBBY MITCHELL	45	612	13.6	69t	6
1961	RAY RENFRO	48	834	17.4	57	6
1962	JIM BROWN	47	517	11.0	53t	5
1963	GARY COLLINS	43	674	15.7	49t	13
1964	PAUL WARFIELD*	52	920	17.7	62t	9
1965	GARY COLLINS	50	884	17.7	67	10
1966	GARY COLLINS	56	946	16.9	54	12
1967	ERNIE GREEN	39	369	9.5	41t	2
1968	PAUL WARFIELD	50	1,067	21.3	65t	12
1969	GARY COLLINS	54	786	14.6	48t	11
1970	BO SCOTT	40	351	8.8	24	4
1971	FAIR HOOKER	45	649	14.4	48	1
1972	FRANK PITTS	36	620	17.2	80t	8
1973	FRANK PITTS	31	317	10.2	26t	4
1974	HUGH MCKINNIS	32	258	8.1	55	0
1975	REGGIE RUCKER	60	770	12.8	40t	3
1976	REGGIE RUCKER	49	676	13.8	45	8
1977	CLEO MILLER	41	291	7.1	28	1
1978	REGGIE RUCKER	43	893	20.8	69t	8
1979	DAVE LOGAN	59	982	16.6	46	7
1980	MIKE PRUITT	63	471	7.5	28	0
1981	OZZIE NEWSOME	69	1,002	14.5	62	6
1982	OZZIE NEWSOME	49	633	12.9	54	3
1983	OZZIE NEWSOME	89	970	10.9	66t	6
1984	OZZIE NEWSOME	89	1,001	11.2	52	5
1985	OZZIE NEWSOME	62	711	11.5	38	5
1986	BRIAN BRENNAN	55	838	15.2	57t	6
1987	EARNEST BYNER	52	552	10.6	37	2
1988	EARNEST BYNER	59	576	9.8	39t	2
1989	WEBSTER SLAUGHTER	65	1,236	19.0	97t	6
1990	WEBSTER SLAUGHTER	59	847	14.4	50	4
1991	WEBSTER SLAUGHTER	64	906	14.2	62t	3
1992	MICHAEL JACKSON	47	755	16.1	69t	7
1993	ERIC METCALF	63	539	8.6	49t	2
1994	DERRICK ALEXANDER*	48	828	17.3	81t	2
1995	EARNEST BYNER	61	494	8.1	29t	2
1999	KEVIN JOHNSON*	66	986	14.9	64t	8
2000	KEVIN JOHNSON	57	669	11.7	79	0
2001	KEVIN JOHNSON	84	1,097	13.1	55t	9
2002	KEVIN JOHNSON	67	703	10.5	30t	4
2003	DENNIS NORTHCUTT	62	729	11.8	44	2
2004	DENNIS NORTHCUTT	55	806	14.7	58t	2
2005	ANTONIO BRYANT	69	1,009	14.6	54	4
2006	KELLEN WINSLOW	89	875	9.8	40	3
2007	KELLEN WINSLOW	82	1,106	13.5	49	5
2008	BRAYLON EDWARDS	55	877	15.9	70	3
2009	JEROME HARRISON	34	220	6.5	18	2
	MOHAMED MASSAQUOI*	34	624	18.4	59t	3
2010	BENJAMIN WATSON	68	763	11.2	44	3
2011	GREG LITTLE*	61	709	11.6	76t	2
2012	GREG LITTLE	53	647	12.2	43	4
2013	JOSH GORDON	87	1,646	18.9	95t	9
2014	ANDREW HAWKINS	63	824	13.1	65	2
2015	GARY BARNIDGE	79	1,043	13.2	40	9
2016	TERRELLE PRYOR SR.	77	1,007	13.1	54	4
2017	DUKE JOHNSON JR.	74	693	9.4	41t	3

*Denotes rookie #Denotes led NFL \$Denotes tied for NFL lead

RECEIVING YARDS

YEAR	PLAYER	NO	YARDS	AVG	LG	TD
1950	DANTE LAVELLI	37	565	15.3	43	5
1951	MAC SPEEDIE	34	589	17.3	51	3
1952	MAC SPEEDIE	62	911	14.7	50	5
1953	DANTE LAVELLI	45	783	17.4	55t	6
1954	DANTE LAVELLI	47	802	17.1	64	7
1955	DARREL BREWSTER	34	622	18.3	41t	6
1956	DARREL BREWSTER	28	417	14.9	41	1
1957	DARREL BREWSTER	30	614	20.5	56	2
1958	RAY RENFRO	24	573	23.9	52	6
1959	RAY RENFRO	30	528	17.6	70t	6
1960	GERN NAGLER	36	616	17.1	53t	3
1961	RAY RENFRO	48	834	17.4	57	6
1962	RICH KREITLING	44	659	15.0	53	3
1963	GARY COLLINS	43	674	15.7	49t	13
1964	PAUL WARFIELD*	52	920	17.7	62t	9
1965	GARY COLLINS	50	884	17.7	67	10
1966	GARY COLLINS	56	946	16.9	54	12
1967	PAUL WARFIELD	32	702	21.9	49t	8
1968	PAUL WARFIELD	50	1,067	21.3	65t	12
1969	PAUL WARFIELD	42	886	21.1	82t	10
1970	MILT MORIN	37	611	16.5	36	1
1971	FAIR HOOKER	45	649	14.4	48	1
1972	FRANK PITTS	36	620	17.2	80t	8
1973	MILT MORIN	26	417	16.0	51t	1
1974	STEVE HOLDEN	30	452	15.1	53	3
1975	REGGIE RUCKER	60	770	12.8	40t	3
1976	REGGIE RUCKER	49	676	13.8	45	8
1977	REGGIE RUCKER	36	565	15.7	40	2
1978	REGGIE RUCKER	43	893	20.8	69t	8
1979	DAVE LOGAN	59	982	16.6	46	7
1980	DAVE LOGAN	51	822	16.1	65	4
1981	OZZIE NEWSOME	69	1,002	14.5	62	6
1982	OZZIE NEWSOME	49	633	12.9	54	3
1983	OZZIE NEWSOME	89	970	10.9	66t	6
1984	OZZIE NEWSOME	89	1,001	11.2	52	5
1985	OZZIE NEWSOME	62	711	11.5	38	5
1986	BRIAN BRENNAN	55	838	15.2	57t	6
1987	WEBSTER SLAUGHTER	47	806	17.1	54t	7
1988	REGGIE LANGHORNE	57	780	13.7	77t	7
1989	WEBSTER SLAUGHTER	65	1,236	19.0	97t	6
1990	WEBSTER SLAUGHTER	59	847	14.4	50	4
1991	WEBSTER SLAUGHTER	64	906	14.2	62t	3
1992	MICHAEL JACKSON	47	755	16.1	69t	7
1993	MICHAEL JACKSON	41	756	18.4	62t	8
1994	DERRICK ALEXANDER*	48	828	17.3	81t	2
1995	KEENAN MCCARDELL	56	709	12.7	36	4
1999	KEVIN JOHNSON*	66	986	14.9	64t	8
2000	KEVIN JOHNSON	57	669	11.7	79	0
2001	KEVIN JOHNSON	84	1,097	13.1	55t	9
2002	QUINCY MORGAN	56	964	17.2	78t	7
2003	DENNIS NORTHCUTT	62	729	11.8	44	2
2004	DENNIS NORTHCUTT	55	806	14.7	58t	2
2005	ANTONIO BRYANT	69	1,009	14.6	54	4
2006	BRAYLON EDWARDS	61	884	14.5	75	6
2007	BRAYLON EDWARDS	80	1,289	16.1	78t	16
2008	BRAYLON EDWARDS	55	877	15.9	70	3
2009	MOHAMED MASSAQUOI*	34	624	18.4	59t	3
2010	BENJAMIN WATSON	68	763	11.2	44	3
2011	GREG LITTLE*	61	709	11.6	76t	2
2012	JOSH GORDON*	50	805	16.1	71t	5
2013	JOSH GORDON\$	87	1,646	18.9	95t	9
2014	ANDREW HAWKINS	63	824	13.1	65	2
2015	GARY BARNIDGE	79	1,043	13.2	40	9
2016	TERRELLE PRYOR SR.	77	1,007	13.1	54	4
2017	DUKE JOHNSON JR.	74	693	9.4	41t	3

*Denotes rookie #Denotes led NFL \$Denotes tied for NFL lead

INTERCEPTIONS

YEAR	PLAYER	NO	YARDS	AVG	LG	TD
1950	TOMMY JAMES	9	69	7.7	34	0
1951	WARREN LAHR	5	95	19.0	29	2
1952	BERT RECHICHAR*	6	79	13.2	25	0
1953	WARREN LAHR	5	119	23.8	42	0
1954	KEN KONZ	7	133	19.0	54t	2
1955	CHUCK NOLL	5	74	14.8	24	1
1956	DON PAUL	7	190	27.1	42	1
1957	DON PAUL	4	28	7.0	12	0
1958	KEN KONZ	4	123	30.8	46t	1
1959	BERNIE PARRISH	5	83	16.6	37t	1
1960	BOBBY FRANKLIN*	8	131	16.4	37t	2
1961	BERNIE PARRISH	7	40	5.7	15	0
1962	ROSS FICHTNER	7	76	10.9	31	0
1963	VINCE COSTELLO	7	118	16.9	31	0
1964	BERNIE PARRISH	4	98	24.5	54t	1
1965	LARRY BENZ	5	78	15.6	31	0
1966	ROSS FICHTNER	8	152	19.0	58	1
	MIKE HOWELL	8	62	7.7	29	0
1967	ROSS FICHTNER	4	113	28.3	88	0
1968	BEN DAVIS	8	162	20.3	44	0
1969	MIKE HOWELL	6	21	3.5	11	0
1970	ERICH BARNES	5	85	17.0	38t	1
1971	WALT SUMMER	5	35	7.0	25	0
1972	THOM DARDEN*	3	64	21.3	20	0
1973	CLARENCE SCOTT	5	71	14.2	45t	1
1974	THOM DARDEN	8	105	13.1	31	0
1975	CHARLIE HALL	2	28	14.0	19	0
1976	THOM DARDEN	7	73	10.4	21	0
1977	THOM DARDEN	6	107	17.8	49	1
1978	THOM DARDEN#	10	200	20.0	46	0
1979	THOM DARDEN	5	125	25.0	39t	1
1980	RON BOLTON	6	62	10.3	29	0
1981	CLARENCE SCOTT	4	46	11.5	26	0
1982	HANFORD DIXON	4	22	5.5	22	0
1983	TOM COUSINEAU	4	47	11.8	15	0
1984	AL GROSS	5	103	20.6	47	0
1985	AL GROSS	5	109	21.8	37t	1
1986	HANFORD DIXON	5	35	7.0	19	0
1987	FELIX WRIGHT	4	152	38.0	68	1
1988	FELIX WRIGHT	5	126	25.2	53	0
1989	FELIX WRIGHT#	9	91	10.1	27t	1
1990	FELIX WRIGHT	3	56	18.7	36	0
1991	STEPHEN BRAGGS	3	15	5.0	15	0
1992	VINCE NEWSOME	3	55	18.3	29	0
1993	ERIC TURNER	5	25	5.0	19	0
1994	ERIC TURNER\$	9	199	22.1	93t	1
1995	STEVON MOORE	5	55	11.0	28	0
1999	MARQUEZ POPE	2	15	7.5	13	0
2000	COREY FULLER	3	0	0.0	0	0
2001	ANTHONY HENRY*\$	10	177	17.7	97t	1
2002	EARL LITTLE	4	17	4.3	7	0
2003	EARL LITTLE	6	41	6.8	21	0
2004	ANTHONY HENRY	4	83	20.8	51	0
2005	BRIAN RUSSELL	3	50	16.7	37	0
2006	DAVEN HOLLY	5	127	25.4	57t	1
	SEAN JONES	5	46	9.2	19	0
2007	LEIGH BODDEN	6	75	12.5	26	0
2008	BRANDON McDONALD	5	146	29.2	98	1
2009	BRODNEY POOL	4	33	8.3	32	0
	ERIC WRIGHT	4	74	18.5	47	0
2010	JOE HADEN*	6	101	16.8	62	0
2011	MIKE ADAMS	3	33	11.0	29	0
2012	SHELDON BROWN	3	20	6.7	19t	1
	JOE HADEN	3	64	21.3	50	0
	USAMA YOUNG	3	44	14.7	44	0
2013	TASHAUN GIPSON	5	143	28.6	44t	1
2014	TASHAUN GIPSON	6	158	26.3	62t	1
2015	KARLOS DANSBY	3	93	13.2	52t	2
2016	BRIAN BODDY-CALHOUN*	3	94	31.3	67	1
	JOE HADEN	3	9	3.0	9	0
	JAMAR TAYLOR	3	43	14.3	29	0
2017	JASON McCOURTY	3	59	19.7	56t	1

*Denotes rookie #Denotes led NFL \$Denotes tied for NFL lead

SACKS

YEAR	PLAYER	NO
1982	CHIP BANKS*	5.5
1983	CLAY MATTHEWS	6.0
1984	REGGIE CAMP	14.0
1985	CHIP BANKS	11.0
1986	CARL HAIRSTON	9.0
1987	CARL HAIRSTON	8.0
1988	CLAY MATTHEWS	6.0
1989	AL BAKER	7.5
1990	MICHAEL DEAN PERRY	11.5
1991	MICHAEL DEAN PERRY	8.5
1992	ROB BURNETT	9.0
1993	ANTHONY PLEASANT	11.0
1994	ROB BURNETT	10.0
1995	ANTHONY PLEASANT	8.0
1999	JOHN THIERRY	7.0
2000	KEITH MCKENZIE	8.5
2001	JAMIR MILLER	13.0
2002	MARK WORD	8.0
2003	KENARD LANG	8.0
2004	EBENEZER EKUBAN	8.0
2005	ALVIN MCKINLEY	5.0
2006	KAMERION WIMBLEY*	11.0
2007	KAMERION WIMBLEY	5.0
2008	SHAUN ROGERS	4.5
2009	KAMERION WIMBLEY	6.5
2010	MARCUS BERNARD	7.5
2011	JABAAL SHEARD*	8.5
2012	JABAAL SHEARD	7.0
2013	JABAAL SHEARD	5.5
2014	PAUL KRUGER	11.0
2015	DESMOND BRYANT	6.0
2016	EMMANUEL OGBAH*	5.5
2017	MYLES GARRETT*	7.0

*Denotes rookie

SPECIAL TEAMS TACKLES

YEAR	PLAYER	NO
1999	TAREK SALEH	23
2000	TAREK SALEH	19
2001	BRANT BOYER	26
2002	BRANT BOYER	33
2003	BARRY GARDNER	22
2004	LEIGH BODDEN	18
2005	SEAN JONES	20
2006	JOSHUA CRIBBS	25
2007	JOSHUA CRIBBS	23
2008	JOSHUA CRIBBS	25
2009	BLAKE COSTANZO	14
2010	T.J. WARD*	18
2011	JOSHUA CRIBBS	14
2012	JOHNSON BADEMOSI*	18
2013	JOHNSON BADEMOSI	17
2014	JOHNSON BADEMOSI	15
2015	JOHNSON BADEMOSI	15
2016	JOE SCHOBERT*	14
2017	DANNY VITALE	9

LARGEST HOME COMEBACKS IN TEAM HISTORY

The largest home comeback in Cleveland Browns history was completed on Sunday, Dec. 4, 1966 at Cleveland Municipal Stadium.

Hosting the New York Giants, the Browns overcame a 20-point deficit and outscored the Giants 35-9 in the second half en route to a 49-40 victory. Browns QB Frank Ryan led the offense by completing 16-of-27 passes for 326 yards with three touchdowns, while RB Leroy Kelly recorded 126 rushing yards on 13 carries and three rushing touchdowns. WR Gary Collins posted five receptions for 120 yards and one touchdown to lead all receivers.

PUNTING

YEAR	PLAYER	NO	YARDS	AVG	TB	IN-20	LG	BLOCK
1950	HORACE GILLOM	66	2,849	43.2	5	0	75	1
1951	HORACE GILLOM	73	3,321	45.5	8	0	66	0
1952	HORACE GILLOM	61	2,787	45.7	6	0	73	1
1953	HORACE GILLOM	63	2,760	43.8	4	0	67	0
1954	HORACE GILLOM	52	2,230	42.9	4	0	80	0
1955	HORACE GILLOM	58	2,389	41.2	6	0	56	3
1956	FRED MORRISON	38	1,561	41.1	7	0	70	0
1957	KEN KONZ	61	2,396	39.3	3	0	63	1
1958	DICK DESCHAINED	50	2,063	41.3	1	0	63	0
1959	JUNIOR WREN	27	996	36.9	1	0	55	0
1960	SAM BAKER	55	2,309	42.0	2	0	64	0
1961	SAM BAKER	53	2,296	43.3	5	0	62	0
1962	GARY COLLINS*	45	1,926	42.8	4	0	64	0
1963	GARY COLLINS	54	2,160	40.0	4	0	73	0
1964	GARY COLLINS	48	2,016	42.0	5	0	58	0
1965	GARY COLLINS	65	3,035	46.7	10	0	71	0
1966	GARY COLLINS	57	2,223	39.0	6	0	60	0
1967	GARY COLLINS	57	2,078	36.5	2	0	52	2
1968	DON COCKROFT	61	2,297	37.7	1	0	59	0
1969	DON COCKROFT	57	2,138	37.5	6	0	55	1
1970	DON COCKROFT	71	3,023	42.6	7	0	71	1
1971	DON COCKROFT	62	2,508	40.5	2	0	59	2
1972	DON COCKROFT	81	3,498	43.2	4	0	65	0
1973	DON COCKROFT	82	3,321	40.5	3	0	71	1
1974	DON COCKROFT	90	3,643	40.5	11	0	64	0
1975	DON COCKROFT	82	3,317	40.5	7	0	67	1
1976	DON COCKROFT	64	2,487	38.9	4	8	51	3
1977	GREG COLEMAN	61	2,389	39.2	2	21	58	0
1978	JOHNNY EVANS*	79	3,089	39.1	8	16	65	0
1979	JOHNNY EVANS	69	2,844	41.2	9	7	59	2
1980	JOHNNY EVANS	66	2,530	38.3	7	12	56	0
1981	STEVE COX*	68	2,884	42.4	12	11	66	2
1982	STEVE COX	48	1,887	39.3	6	11	52	1
1983	JEFF GOSSETT	70	2,854	40.8	8	17	60	0
1984	STEVE COX	74	3,213	43.4	8	16	69	2
1985	JEFF GOSSETT	81	3,261	40.3	8	18	64	0
1986	JEFF GOSSETT	83	3,423	41.2	10	21	61	0
1987	JEFF GOSSETT	19	779	41.0	4	3	55	0
1988	MAX RUNAGER	48	1,935	40.3	2	13	52	0
1989	BRYAN WAGNER	97	3,817	39.4	6	32	60	0
1990	BRYAN WAGNER	74	2,879	38.9	2	13	65	4
1991	BRIAN HANSEN	80	3,397	42.5	6	20	65	0
1992	BRIAN HANSEN	74	3,083	41.7	7	28	73	1
1993	BRIAN HANSEN	82	3,632	44.3	10	15	72	2
1994	TOM TUPA	80	3,211	40.1	8	27	65	0
1995	TOM TUPA	65	2,831	43.6	9	18	64	0
1999	CHRIS GARDOCKI	106	4,645	43.8	11	20	61	0
2000	CHRIS GARDOCKI	108	4,919	45.5	5	25	67	0
2001	CHRIS GARDOCKI	99	4,249	42.9	9	25	69	0
2002	CHRIS GARDOCKI	81	3,388	41.8	6	27	59	0
2003	CHRIS GARDOCKI	72	3,019	41.9	10	18	60	0
2004	DERRICK FROST*	85	3,404	40.0	4	24	54	0
2005	KYLE RICHARDSON	78	3,181	40.8	9	22	61	0
2006	DAVE ZASTUDIL	81	3,563	44.0	7	28	61	0
2007	DAVE ZASTUDIL	49	2,046	41.8	4	14	64	0
2008	DAVE ZASTUDIL	75	3,410	45.5	11	23	65	0
2009	DAVE ZASTUDIL	49	2,188	44.7	5	25	60	0
2010	REGGIE HODGES	78	3,424	43.9	5	29	59	0
2011	BRAD MAYNARD	81	3,282	40.5	1	32	63	0
2012	REGGIE HODGES	90	3,766	41.8	4	29	58	0
2013	SPENCER LANNING	84	3,679	43.8	5	28	59	1
2014	SPENCER LANNING	93	4,119	44.3	9	25	59	0
2015	ANDY LEE	70	3,270	46.7	4	25	67	0
2016	BRITTON COLQUITT	83	3,761	45.3	2	22	65	0
2017	BRITTON COLQUITT	80	3,811	47.6	2	24	67	1

*Denotes Rookie

PUNT RETURN YARDAGE

YEAR	PLAYER	NO	FC	YARDS	AVG	LG	TD
1950	DON PHELPS*	13	0	174	13.4	54t	1
1951	KEN CARPENTER	14	0	173	12.4	49	0
1952	RAY RENFRO*	22	0	169	7.7	34	0
1953	BILLY REYNOLDS*	18	0	111	6.2	28	0
1954	BILLY REYNOLDS	25	0	138	5.5	39	0
1955	DON PAUL	19	0	148	7.8	60t	1
1956	KEN KONZ	13	0	187	14.4	65t	1
1957	BILLY REYNOLDS	24	0	114	4.8	23	0
1958	BOBBY MITCHELL*	14	0	165	11.8	68t	1
1959	BOBBY MITCHELL	17	0	177	10.4	78t	1
1960	JIM SHOFNER	11	0	105	9.5	36	0
1961	BOBBY MITCHELL	14	2	164	11.7	64t	1
1962	HOWARD CASSADY	7	0	47	6.7	13	0
1963	JIM SHORTER	7	2	134	19.1	52	0
1964	LEROY KELLY*	9	7	171	19.0	68t	1
1965	LEROY KELLY	17	6	265	15.6	67t	2
1966	LEROY KELLY	13	6	104	8.0	52	0
1967	BEN DAVIS*	18	7	229	12.7	52t	1
1968	CHARLES LEIGH*	14	2	76	5.4	29	0
1969	WALT SUMNER*	9	11	72	8.0	21	0
1970	REECE MORRISON	15	2	133	8.9	34	0
1971	LEROY KELLY	30	4	292	9.7	74	0
1972	BOBBY MAJORS*	16	6	96	6.0	41	0
1973	GREG PRUITT*	16	3	180	11.3	46	0
1974	GREG PRUITT	27	0	349	12.9	72	0
1975	GREG PRUITT	13	1	130	10.0	30	0
1976	STEVE HOLDEN	31	2	205	6.6	38	0
1977	ROLAND WOOLSEY	32	3	290	9.1	44	0
1978	KEITH WRIGHT*	37	16	288	7.8	42	0
1979	DINO HALL*	29	5	295	10.2	47	0
1980	KEITH WRIGHT	29	4	129	4.4	15	0
1981	DINO HALL	33	6	248	7.5	40	0
1982	DWIGHT WALKER*	19	6	101	5.3	14	0
1983	DINO HALL	39	12	284	7.3	19	0
1984	BRIAN BRENNAN*	25	10	199	8.0	19	0
1985	CLARENCE WEATHERS	28	4	218	7.8	16	0
1986	GERALD MCNEIL*	40	10	348	8.7	84t	1
1987	GERALD MCNEIL	34	9	386	11.4	40	0
1988	GERALD MCNEIL	38	6	315	8.3	32	0
1989	GERALD MCNEIL	49	15	496	10.1	49	0
1990	STEFON ADAMS	13	4	81	6.2	25	0
1991	WEBSTER SLAUGHTER	17	3	112	6.6	17	0
1992	ERIC METCALF	44	10	429	9.8	75t	1
1993	ERIC METCALF	36	11	464	12.9	91t	2
1994	ERIC METCALF	35	5	348	9.9	92t	2
1995	DERRICK ALEXANDER	9	0	122	13.6	69t	1
1999	KEVIN JOHNSON*	19	10	128	6.7	15	0
2000	DENNIS NORTHCUTT*	27	12	289	10.7	30	0
2001	KEVIN JOHNSON	14	6	117	8.4	24	0
2002	DENNIS NORTHCUTT	25	10	367	14.7	87t	2
2003	DENNIS NORTHCUTT	36	10	295	8.2	38	0
2004	DENNIS NORTHCUTT	36	12	432	12.0	44	0
2005	DENNIS NORTHCUTT	35	13	368	10.5	62t	1
2006	DENNIS NORTHCUTT	28	13	312	11.1	81	0
2007	JOSHUA CRIBBS	30	10	405	13.5	76t	1
2008	JOSHUA CRIBBS	28	7	228	8.1	32	0
2009	JOSHUA CRIBBS	38	3	452	11.9	67t	1
2010	JOSHUA CRIBBS	20	6	168	8.4	17	0
2011	JOSHUA CRIBBS	34	8	388	11.4	84t	1
2012	JOSHUA CRIBBS	38	8	457	12.0	60	1
2013	TRAVIS BENJAMIN	22	7	257	11.7	79t	1
2014	TRAVIS BENJAMIN	15	8	127	8.5	37	0
2015	TRAVIS BENJAMIN	28	10	324	11.6	78t	1
2016	DUKE JOHNSON JR.	17	1	112	6.6	18	0
2017	JABRILL PEPPERS*	30	15	180	6.0	25	0

*Denotes Rookie

KICKOFF RETURN YARDAGE

YEAR	PLAYER	NO	YARDS	AVG	LG	TD
1950	DON PHELPS*	12	325	27.1	61	0
1951	KEN CARPENTER	9	196	21.8	48	0
1952	KEN CARPENTER	11	234	21.3	40	0
1953	KEN CARPENTER	16	367	22.9	40	0
1954	BILLY REYNOLDS	14	413	29.5	51	0
1955	ROBERT SMITH*	13	320	24.6	47	0
1956	PRESTON CARPENTER*	15	381	25.4	42	0
1957	MILTON CAMPBELL*	11	263	23.9	36	0
1958	BOBBY MITCHELL*	18	454	25.2	98t	1
1959	BOBBY MITCHELL	11	236	21.5	31	0
1960	BOBBY MITCHELL	17	432	25.4	90t	1
1961	BOBBY MITCHELL	16	428	26.8	91t	1
1962	TOM WILSON	11	307	27.9	46	0
1963	CHARLIE SCALES	16	432	27.0	50	0
1964	WALTER ROBERTS*	24	661	27.5	60	0
1965	LEROY KELLY	24	621	25.9	51	0
1966	WALTER ROBERTS	20	454	22.7	57	0
1967	BEN DAVIS*	27	708	26.2	63	0
1968	CHARLES LEIGH*	14	322	23.0	41	0
1969	BO SCOTT	25	722	28.9	65	0
1970	HOMER JONES	29	739	25.5	94t	1
1971	KEN BROWN	15	330	22.0	35	0
1972	KEN BROWN	20	473	23.6	47	0
1973	GREG PRUITT*	16	453	28.3	54	0
1974	GREG PRUITT	22	606	27.5	88t	1
1975	BILLY LEFFEAR	13	412	31.7	92	0
1976	STEVE HOLDEN	19	461	24.3	44	0
1977	BRIAN DUNCAN	15	298	19.9	36	0
1978	KEITH WRIGHT*	30	789	26.3	86	0
1979	DINO HALL*	50	1,014	20.3	33	0
1980	DINO HALL	32	691	21.6	40	0
1981	DINO HALL	36	813	22.6	48	0
1982	DINO HALL	22	430	19.5	32	0
1983	DWIGHT WALKER	29	627	21.6	38	0
1984	EARNEST BYNER*	22	415	18.9	28	0
1985	GLEN YOUNG	35	898	25.7	63	0
1986	GERALD MCNEIL*	47	997	21.2	100t	1
1987	GLEN YOUNG	18	412	22.9	44	0
1988	GLEN YOUNG	29	635	21.9	34	0
1989	ERIC METCALF*	31	718	23.2	49	0
1990	ERIC METCALF	52	1,052	20.2	101t	2
1991	ERIC METCALF	23	351	15.3	24	0
1992	RANDY BALDWIN	30	675	22.5	47	0
1993	RANDY BALDWIN	24	444	18.5	31	0
1994	RANDY BALDWIN	28	753	26.9	85t	1
1995	EARNEST HUNTER*	23	508	22.1	37	0
1999	RONNIE POWELL*	44	986	22.4	43	0
2000	JAMEL WHITE*	43	935	21.7	40	0
2001	BEN GAY*	23	513	22.3	42	0
2002	ANDRE DAVIS*	50	1,068	21.4	95t	1
2003	ANDRE DAVIS	38	803	21.1	69	0
2004	RICHARD ALSTON*	46	1,016	22.1	93t	1
2005	JOSHUA CRIBBS*	45	1,094	24.3	90t	1
2006	JOSHUA CRIBBS	61	1,494	24.5	92t	1
2007	JOSHUA CRIBBS	59	1,809	30.7	100t	2
2008	JOSHUA CRIBBS	44	1,110	25.2	92t	1
2009	JOSHUA CRIBBS	56	1,542	27.5	103t	3
2010	JOSHUA CRIBBS	40	814	20.4	37	0
2011	JOSHUA CRIBBS	39	974	25.0	63	0
2012	JOSHUA CRIBBS	43	1,178	27.4	74	0
2013	FOZZY WHITTAKER	23	482	21.0	56	0
2014	MARLON MOORE	13	322	24.8	32	0
2015	JUSTIN GILBERT	12	339	28.3	40	0
2016	MARIO ALFORD	8	190	23.8	36	0
2017	MATTHEW DAYES*	18	437	24.3	71	0

*Denotes Rookie

STAFF
PLAYERS
2017 SEASON
HISTORY
RECORDS
GAME DAY

ALL-TIME 100-YARD RUSHING GAMES

DATE	OPPONENT	PLAYER	ATT, YARDS
9/24/1950	at Baltimore Colts	Ken Carpenter*	3 Att., 100 Yards
10/29/1950	vs. Pittsburgh Steelers	Marion Motley	11 Att., 188 Yards
11/12/1950	vs. San Francisco 49ers	Marion Motley	21 Att., 114 Yards
11/19/1950	vs. Washington Redskins	Marion Motley	27 Att., 178 Yards
10/7/1951	at Los Angeles Rams	Marion Motley	13 Att., 106 Yards
10/7/1951	at Los Angeles Rams	Dub Jones	15 Att., 110 Yards
10/21/1951	vs. Pittsburgh Steelers	Emerson Cole	17 Att., 126 Yards
11/4/1951	at Chicago Cardinals	Ken Carpenter	18 Att., 118 Yards
11/25/1951	vs. Chicago Bears	Dub Jones	9 Att., 116 Yards
9/28/1952	vs. Los Angeles Rams	Ken Carpenter	16 Att., 145 Yards
11/30/1952	at Washington Redskins	Harry Jagade	16 Att., 147 Yards
12/28/1952	vs. Detroit Lions (playoffs)	Harry Jagade	15 Att., 104 Yards
10/18/1953	at Washington Redskins	Ray Renfro	7 Att., 101 Yards
12/27/1953	at Detroit Lions (playoffs)	Harry Jagade	15 Att., 102 Yards
9/25/1955	vs. Washington Redskins	Fred Morrison	15 Att., 117 Yards
10/30/1955	at Chicago Cardinals	Ed Modzelewski	28 Att., 121 Yards
11/20/1955	vs. Pittsburgh Steelers	Fred Morrison	17 Att., 140 Yards
12/4/1955	at Pittsburgh Steelers	Fred Morrison	13 Att., 104 Yards
11/18/1956	at Philadelphia Eagles	Preston Carpenter*	24 Att., 133 Yards
12/2/1956	vs. Philadelphia Eagles	Preston Carpenter*	23 Att., 116 Yards
12/9/1956	at New York Giants	Fred Morrison	19 Att., 112 Yards
11/3/1957	vs. Washington Redskins	Jim Brown*	21 Att., 109 Yards
11/24/1957	vs. Los Angeles Rams	Jim Brown*	31 Att., 237 Yards
12/15/1957	at New York Giants	Lew Carpenter	22 Att., 117 Yards
9/28/1958	at Los Angeles Rams	Jim Brown	24 Att., 171 Yards
10/5/1958	at Pittsburgh Steelers	Jim Brown	17 Att., 129 Yards
10/12/1958	vs. Chicago Cardinals	Jim Brown	34 Att., 182 Yards
10/12/1958	vs. Chicago Cardinals	Bobby Mitchell*	11 Att., 147 Yards
10/19/1958	vs. Pittsburgh Steelers	Jim Brown	19 Att., 153 Yards
10/19/1958	vs. Pittsburgh Steelers	Bobby Mitchell*	13 Att., 108 Yards
10/26/1958	at Chicago Cardinals	Jim Brown	24 Att., 180 Yards
11/2/1958	vs. New York Giants	Jim Brown	13 Att., 113 Yards
11/16/1958	at Washington Redskins	Jim Brown	27 Att., 152 Yards
12/1/1958	at Philadelphia Eagles	Lew Carpenter	21 Att., 100 Yards
12/1/1958	at Philadelphia Eagles	Jim Brown	21 Att., 138 Yards
12/14/1958	at New York Giants	Jim Brown	26 Att., 148 Yards
10/4/1959	at Chicago Cardinals	Jim Brown	37 Att., 147 Yards
10/18/1959	vs. Chicago Cardinals	Jim Brown	27 Att., 123 Yards
10/25/1959	vs. Washington Redskins	Jim Brown	17 Att., 122 Yards
11/1/1959	at Baltimore Colts	Jim Brown	32 Att., 178 Yards
11/8/1959	vs. Philadelphia Eagles	Jim Brown	29 Att., 125 Yards
11/15/1959	at Washington Redskins	Bobby Mitchell	14 Att., 232 Yards
11/22/1959	vs. Pittsburgh Steelers	Jim Brown	15 Att., 111 Yards
11/29/1959	vs. San Francisco 49ers	Jim Brown	28 Att., 114 Yards
12/13/1959	at Philadelphia Eagles	Jim Brown	33 Att., 152 Yards
12/13/1959	at Philadelphia Eagles	Bobby Mitchell	24 Att., 127 Yards
9/25/1960	at Philadelphia Eagles	Bobby Mitchell	14 Att., 156 Yards
9/25/1960	at Philadelphia Eagles	Jim Brown	24 Att., 153 Yards
10/23/1960	vs. Philadelphia Eagles	Jim Brown	22 Att., 167 Yards
11/13/1960	vs. St. Louis Cardinals	Jim Brown	28 Att., 173 Yards
11/27/1960	at St. Louis Cardinals	Jim Brown	24 Att., 132 Yards
12/4/1960	vs. Washington Redskins	Jim Brown	15 Att., 135 Yards
12/11/1960	vs. Chicago Bears	Jim Brown	22 Att., 100 Yards
12/15/1960	at New York Giants	Jim Brown	14 Att., 110 Yards
10/22/1961	at Pittsburgh Steelers	Bobby Mitchell	14 Att., 119 Yards
10/22/1961	at Pittsburgh Steelers	Jim Brown	29 Att., 114 Yards
10/29/1961	at St. Louis Cardinals	Jim Brown	28 Att., 109 Yards
10/29/1961	at St. Louis Cardinals	Bobby Mitchell	19 Att., 104 Yards
11/5/1961	vs. Pittsburgh Steelers	Jim Brown	18 Att., 110 Yards
11/12/1961	at Washington Redskins	Jim Brown	20 Att., 133 Yards
11/19/1961	vs. Philadelphia Eagles	Jim Brown	34 Att., 237 Yards
12/3/1961	at Dallas Cowboys	Bobby Mitchell	12 Att., 140 Yards
12/17/1961	at New York Giants	Jim Brown	24 Att., 102 Yards
9/16/1962	vs. New York Giants	Jim Brown	17 Att., 134 Yards
11/25/1962	vs. Pittsburgh Steelers	Jim Brown	19 Att., 110 Yards
12/15/1962	at San Francisco 49ers	Jim Brown	22 Att., 135 Yards
9/15/1963	vs. Washington Redskins	Jim Brown	15 Att., 162 Yards
9/22/1963	at Dallas Cowboys	Jim Brown	20 Att., 232 Yards
10/5/1963	vs. Pittsburgh Steelers	Jim Brown	21 Att., 175 Yards
10/13/1963	at New York Giants	Jim Brown	23 Att., 123 Yards
10/20/1963	vs. Philadelphia Eagles	Jim Brown	25 Att., 144 Yards
11/3/1963	at Philadelphia Eagles	Jim Brown	28 Att., 223 Yards
11/17/1963	vs. St. Louis Cardinals	Jim Brown	22 Att., 154 Yards
12/1/1963	at St. Louis Cardinals	Jim Brown	29 Att., 179 Yards
12/15/1963	at Washington Redskins	Jim Brown	28 Att., 125 Yards
9/27/1964	at Philadelphia Eagles	Jim Brown	25 Att., 104 Yards
10/18/1964	at Dallas Cowboys	Jim Brown	26 Att., 188 Yards
11/1/1964	at Pittsburgh Steelers	Jim Brown	23 Att., 149 Yards

STAFF

PLAYERS

2017 SEASON

HISTORY

RECORDS

GAME DAY

DATE	OPPONENT	PLAYER	ATT, YARDS
11/8/1964	vs. Washington Redskins	Jim Brown	18 Att., 121 Yards
11/15/1964	vs. Detroit Lions	Jim Brown	24 Att., 147 Yards
11/29/1964	vs. Philadelphia Eagles	Jim Brown	22 Att., 133 Yards
12/27/1964	vs. Baltimore Colts (playoffs)	Jim Brown	27 Att., 114 Yards
9/26/1965	vs. St. Louis Cardinals	Jim Brown	17 Att., 110 Yards
10/3/1965	at Philadelphia Eagles	Jim Brown	27 Att., 133 Yards
10/9/1965	vs. Pittsburgh Steelers	Jim Brown	29 Att., 168 Yards
11/7/1965	vs. Philadelphia Eagles	Jim Brown	20 Att., 131 Yards
11/14/1965	vs. New York Giants	Jim Brown	20 Att., 156 Yards
11/28/1965	at Pittsburgh Steelers	Jim Brown	20 Att., 146 Yards
12/5/1965	vs. Washington Redskins	Jim Brown	27 Att., 141 Yards
9/25/1966	vs. St. Louis Cardinals	Leroy Kelly	19 Att., 109 Yards
10/2/1966	at New York Giants	Leroy Kelly	20 Att., 138 Yards
10/8/1966	vs. Pittsburgh Steelers	Ernie Green	16 Att., 103 Yards
10/8/1966	vs. Pittsburgh Steelers	Leroy Kelly	19 Att., 113 Yards
11/20/1966	vs. Washington Redskins	Leroy Kelly	14 Att., 100 Yards
11/24/1966	at Dallas Cowboys	Leroy Kelly	15 Att., 115 Yards
12/4/1966	vs. New York Giants	Leroy Kelly	13 Att., 126 Yards
9/24/1967	at Detroit Lions	Leroy Kelly	16 Att., 141 Yards
10/1/1967	at New Orleans Saints	Leroy Kelly	20 Att., 110 Yards
10/7/1967	vs. Pittsburgh Steelers	Ernie Green	11 Att., 108 Yards
10/22/1967	vs. Chicago Bears	Leroy Kelly	18 Att., 111 Yards
11/19/1967	vs. Minnesota Vikings	Leroy Kelly	26 Att., 123 Yards
11/26/1967	vs. Washington Redskins	Leroy Kelly	20 Att., 163 Yards
9/15/1968	at New Orleans Saints	Leroy Kelly	20 Att., 107 Yards
10/5/1968	vs. Pittsburgh Steelers	Leroy Kelly	25 Att., 128 Yards
10/20/1968	at Baltimore Colts	Leroy Kelly	30 Att., 130 Yards
10/27/1968	vs. Atlanta Falcons	Leroy Kelly	19 Att., 112 Yards
11/3/1968	at San Francisco 49ers	Leroy Kelly	27 Att., 174 Yards
11/10/1968	vs. New Orleans Saints	Leroy Kelly	17 Att., 127 Yards
11/24/1968	vs. Philadelphia Eagles	Leroy Kelly	20 Att., 108 Yards
9/21/1969	at Philadelphia Eagles	Ron Johnson*	17 Att., 118 Yards
9/28/1969	vs. Washington Redskins	Reece Morrison	23 Att., 130 Yards
11/23/1969	vs. New York Giants	Leroy Kelly	18 Att., 124 Yards
12/7/1969	vs. Green Bay Packers	Leroy Kelly	22 Att., 151 Yards
10/18/1970	vs. Detroit Lions	Leroy Kelly	24 Att., 106 Yards
11/8/1970	at Oakland Raiders	Bo Scott	14 Att., 101 Yards
12/7/1970	at Houston Oilers	Leroy Kelly	20 Att., 108 Yards
11/7/1971	at Pittsburgh Steelers	Leroy Kelly	22 Att., 102 Yards
11/21/1971	vs. New England Patriots	Leroy Kelly	23 Att., 113 Yards
11/28/1971	at Houston Oilers	Leroy Kelly	23 Att., 107 Yards
12/5/1971	vs. Cincinnati Bengals	Leroy Kelly	23 Att., 127 Yards
11/19/1972	vs. Pittsburgh Steelers	Leroy Kelly	21 Att., 107 Yards
12/2/1973	at Kansas City Chiefs	Greg Pruitt*	15 Att., 110 Yards
12/15/1974	at Houston Oilers	Greg Pruitt	15 Att., 102 Yards
11/16/1975	at Oakland Raiders	Greg Pruitt	12 Att., 103 Yards
11/23/1975	vs. Cincinnati Bengals	Greg Pruitt	17 Att., 121 Yards
12/14/1975	vs. Kansas City Chiefs	Greg Pruitt	26 Att., 214 Yards
9/12/1976	vs. New York Jets	Greg Pruitt	17 Att., 124 Yards
10/17/1976	at Atlanta Falcons	Greg Pruitt	26 Att., 191 Yards
10/31/1976	at Cincinnati Bengals	Greg Pruitt	18 Att., 124 Yards
9/26/1977	vs. New England Patriots	Greg Pruitt	26 Att., 151 Yards
10/23/1977	at Buffalo Bills	Cleo Miller	21 Att., 117 Yards
10/30/1977	vs. Kansas City Chiefs	Greg Pruitt	18 Att., 153 Yards
11/13/1977	at Pittsburgh Steelers	Greg Pruitt	19 Att., 108 Yards
12/18/1977	at Seattle Seahawks	Greg Pruitt	22 Att., 127 Yards
9/3/1978	vs. San Francisco 49ers	Greg Pruitt	22 Att., 106 Yards
9/10/1978	vs. Cincinnati Bengals	Greg Pruitt	22 Att., 120 Yards
10/29/1978	vs. Buffalo Bills	Mike Pruitt	21 Att., 173 Yards
12/3/1978	at Seattle Seahawks	Greg Pruitt	12 Att., 113 Yards
12/10/1978	vs. New York Jets	Greg Pruitt	21 Att., 138 Yards
12/17/1978	at Cincinnati Bengals	Greg Pruitt	22 Att., 182 Yards
10/21/1979	vs. Cincinnati Bengals	Mike Pruitt	19 Att., 135 Yards
11/4/1979	at Philadelphia Eagles	Mike Pruitt	17 Att., 104 Yards
11/11/1979	vs. Seattle Seahawks	Mike Pruitt	15 Att., 141 Yards
12/2/1979	vs. Houston Oilers	Mike Pruitt	25 Att., 111 Yards
12/9/1979	at Oakland Raiders	Mike Pruitt	20 Att., 149 Yards
10/12/1980	at Seattle Seahawks	Mike Pruitt	24 Att., 116 Yards
11/3/1980	vs. Chicago Bears	Mike Pruitt	27 Att., 129 Yards
11/9/1980	at Baltimore Colts	Mike Pruitt	18 Att., 103 Yards
12/3/1981	at Houston Oilers	Mike Pruitt	32 Att., 155 Yards
9/12/1982	at Seattle Seahawks	Mike Pruitt	30 Att., 136 Yards
9/11/1983	at Detroit Lions	Mike Pruitt	24 Att., 137 Yards
10/2/1983	vs. Seattle Seahawks	Mike Pruitt	24 Att., 107 Yards
10/16/1983	at Pittsburgh Steelers	Boyce Green*	28 Att., 137 Yards
11/20/1983	at New England Patriots	Mike Pruitt	24 Att., 136 Yards
11/27/1983	vs. Baltimore Colts	Mike Pruitt	24 Att., 110 Yards
12/11/1983	at Houston Oilers	Mike Pruitt	30 Att., 153 Yards
11/4/1984	at Buffalo Bills	Boyce Green	29 Att., 156 Yards
11/18/1984	at Atlanta Falcons	Boyce Green	30 Att., 121 Yards

DATE	OPPONENT	PLAYER	ATT, YARDS
12/9/1984	at Pittsburgh Steelers	Earnest Byner*	15 Att., 103 Yards
12/16/1984	at Houston Oilers	Earnest Byner*	21 Att., 188 Yards
9/29/1985	at San Diego Chargers	Kevin Mack	16 Att., 130 Yards
10/6/1985	vs. New England Patriots	Kevin Mack	20 Att., 115 Yards
11/17/1985	vs. Buffalo Bills	Earnest Byner	15 Att., 109 Yards
11/24/1985	vs. Cincinnati Bengals	Kevin Mack	14 Att., 117 Yards
12/22/1985	at New York Jets	Earnest Byner	15 Att., 101 Yards
1/4/1986	at Miami Dolphins (playoffs)	Earnest Byner	16 Att., 161 Yards
10/26/1986	at Minnesota Vikings	Curtis Dickey	19 Att., 106 Yards
11/23/1986	vs. Pittsburgh Steelers	Kevin Mack	24 Att., 106 Yards
11/30/1986	vs. Houston Oilers	Kevin Mack	28 Att., 121 Yards
10/4/1987	at New England Patriots	Larry Mason*	32 Att., 133 Yards
11/22/1987	at Houston Oilers	Kevin Mack	26 Att., 114 Yards
12/13/1987	vs. Cincinnati Bengals	Kevin Mack	27 Att., 133 Yards
1/9/1988	vs. Indianapolis Colts (playoffs)	Earnest Byner	23 Att., 122 Yards
10/16/1988	vs. Philadelphia Eagles	Kevin Mack	16 Att., 100 Yards
11/27/1988	at Washington Redskins	Kevin Mack	22 Att., 116 Yards
9/19/1993	at Los Angeles Raiders	Tommy Vardell	14 Att., 104 Yards
11/6/1994	vs. New England Patriots	Leroy Hoard	21 Att., 123 Yards
11/27/1994	vs. Houston Oilers	Leroy Hoard	23 Att., 103 Yards
12/17/1995	vs. Cincinnati Bengals	Earnest Byner	31 Att., 121 Yards
9/23/2001	vs. Detroit Lions	James Jackson*	31 Att., 124 Yards
12/23/2001	at Green Bay Packers	Jamel White	21 Att., 131 Yards
9/29/2002	at Pittsburgh Steelers	Jamel White	16 Att., 105 Yards
11/24/2002	at New Orleans Saints	William Green*	28 Att., 114 Yards
12/8/2002	at Jacksonville Jaguars	William Green*	26 Att., 119 Yards
12/29/2002	vs. Atlanta Falcons	William Green*	27 Att., 178 Yards
10/5/2003	at Pittsburgh Steelers	William Green	33 Att., 115 Yards
10/12/2003	vs. Oakland Raiders	William Green	26 Att., 145 Yards
12/8/2003	vs. St. Louis Rams	Jamel White	16 Att., 101 Yards
12/28/2003	at Cincinnati Bengals	Lee Suggs*	26 Att., 186 Yards
10/17/2004	vs. Cincinnati Bengals	William Green	25 Att., 115 Yards
12/19/2004	vs. San Diego Chargers	Lee Suggs	21 Att., 105 Yards
12/26/2004	at Miami Dolphins	Lee Suggs	38 Att., 143 Yards
1/2/2005	at Houston Texans	Lee Suggs	26 Att., 131 Yards
10/23/2005	vs. Detroit Lions	Reuben Droughns	19 Att., 100 Yards
11/6/2005	vs. Tennessee Titans	Reuben Droughns	20 Att., 116 Yards
11/20/2005	vs. Miami Dolphins	Reuben Droughns	30 Att., 166 Yards
10/1/2006	at Oakland Raiders	Reuben Droughns	25 Att., 100 Yards
10/29/2006	vs. New York Jets	Reuben Droughns	33 Att., 125 Yards
9/16/2007	vs. Cincinnati Bengals	Jamal Lewis	27 Att., 216 Yards
11/25/2007	vs. Houston Texans	Jamal Lewis	29 Att., 134 Yards
12/9/2007	at New York Jets	Jamal Lewis	21 Att., 118 Yards
12/16/2007	vs. Buffalo Bills	Jamal Lewis	33 Att., 163 Yards
12/30/2007	vs. San Francisco 49ers	Jamal Lewis	26 Att., 128 Yards
10/4/2009	vs. Cincinnati Bengals	Jerome Harrison	29 Att., 121 Yards
10/11/2009	at Buffalo Bills	Jamal Lewis	31 Att., 117 Yards
12/20/2009	at Kansas City Chiefs	Jerome Harrison	34 Att., 286 Yards
12/27/2009	vs. Oakland Raiders	Jerome Harrison	39 Att., 148 Yards
1/3/2010	vs. Jacksonville Jaguars	Jerome Harrison	33 Att., 127 Yards
9/26/2010	at Baltimore Ravens	Peyton Hillis	22 Att., 144 Yards
10/3/2010	vs. Cincinnati Bengals	Peyton Hillis	27 Att., 102 Yards
11/7/2010	vs. New England Patriots	Peyton Hillis	29 Att., 184 Yards
11/28/2010	vs. Carolina Panthers	Peyton Hillis	26 Att., 131 Yards
12/12/2010	at Buffalo Bills	Peyton Hillis	21 Att., 108 Yards
11/20/2011	vs. Jacksonville Jaguars	Chris Ogbonnaya	21 Att., 115 Yards
12/24/2011	at Baltimore Ravens	Peyton Hillis	24 Att., 112 Yards
9/16/2012	at Cincinnati Bengals	Trent Richardson*	19 Att., 109 Yards
10/28/2012	vs. San Diego Chargers	Trent Richardson*	24 Att., 122 Yards
11/4/2012	vs. Baltimore Ravens	Trent Richardson*	25 Att., 105 Yards
9/7/2014	at Pittsburgh Steelers	Terrance West*	16 Att., 100 Yards
10/5/2014	at Tennessee Titans	Ben Tate	22 Att., 124 yards
12/13/2015	vs. San Francisco 49ers	Isaiah Crowell	20 Att., 145 yards
12/27/2015	at Kansas City Chiefs	Johnny Manziel	11 Att., 108 yards
9/18/2016	vs. Baltimore Ravens	Isaiah Crowell	18 Att., 133 Yards
10/2/2016	at Washington Redskins	Isaiah Crowell	16 Att., 120 Yards
10/23/2016	at Cincinnati Bengals	Kevin Hogan*	7 Att., 104 Yards
12/11/2016	vs. Cincinnati Bengals	Isaiah Crowell	10 Att., 113 Yards
1/1/2017	at Pittsburgh Steelers	Isaiah Crowell	19 Att., 152 Yards
12/10/2017	vs. Green Bay Packers	Isaiah Crowell	19 Att., 121 Yards

*Denotes Rookie

ALL-TIME 300-YARD PASSING GAMES

DATE	OPPONENT	PLAYER	ATT, COMP, YARDS
9/16/1950	at Philadelphia Eagles	Otto Graham	38 Att., 21 Comp., 346 Yards
10/15/1950	vs. Chicago Cardinals	Otto Graham	35 Att., 22 Comp., 369 Yards
12/10/1950	at Washington Redskins	Otto Graham	32 Att., 23 Comp., 321 Yards
10/4/1952	at Pittsburgh Steelers	Otto Graham	49 Att., 21 Comp., 401 Yards
10/4/1953	at Chicago Cardinals	Otto Graham	22 Att., 15 Comp., 310 Yards
10/10/1953	vs. Philadelphia Eagles	Otto Graham	30 Att., 20 Comp., 328 Yards
11/27/1955	at New York Giants	Otto Graham	31 Att., 17 Comp., 319 Yards
11/17/1957	at Washington Redskins	Tom O'Connell	24 Att., 16 Comp., 349 Yards
10/2/1960	vs. Pittsburgh Steelers	Milt Plum	14 Att., 10 Comp., 308 Yards
11/20/1960	at Pittsburgh Steelers	Milt Plum	37 Att., 23 Comp., 328 Yards
9/17/1961	at Philadelphia Eagles	Milt Plum	30 Att., 18 Comp., 329 Yards
10/21/1962	at St. Louis Cardinals	Jim Ninowski	29 Att., 19 Comp., 339 Yards
9/15/1963	vs. Washington Redskins	Frank Ryan	31 Att., 21 Comp., 334 Yards
12/4/1966	vs. New York Giants	Frank Ryan	27 Att., 16 Comp., 326 Yards
12/17/1966	at St. Louis Cardinals	Frank Ryan	30 Att., 17 Comp., 367 Yards
10/13/1968	vs. St. Louis Cardinals	Bill Nelsen	39 Att., 17 Comp., 312 Yards
9/27/1970	at San Francisco 49ers	Bill Nelsen	25 Att., 14 Comp., 308 Yards
11/19/1978	at Baltimore Colts	Brian Sipe	22 Att., 15 Comp., 309 Yards
9/2/1979	at New York Jets	Brian Sipe	36 Att., 21 Comp., 302 Yards
10/7/1979	vs. Pittsburgh Steelers	Brian Sipe	41 Att., 22 Comp., 351 Yards
11/18/1979	vs. Miami Dolphins	Brian Sipe	42 Att., 23 Comp., 358 Yards
11/25/1979	at Pittsburgh Steelers	Brian Sipe	38 Att., 23 Comp., 333 Yards
9/28/1980	at Tampa Bay Buccaneers	Brian Sipe	32 Att., 22 Comp., 318 Yards
10/19/1980	vs. Green Bay Packers	Brian Sipe	39 Att., 24 Comp., 391 Yards
10/26/1980	vs. Pittsburgh Steelers	Brian Sipe	46 Att., 28 Comp., 349 Yards
11/23/1980	vs. Cincinnati Bengals	Brian Sipe	36 Att., 27 Comp., 310 Yards
12/7/1980	vs. New York Jets	Brian Sipe	41 Att., 30 Comp., 340 Yards
12/21/1980	at Cincinnati Bengals	Brian Sipe	44 Att., 24 Comp., 308 Yards
9/7/1981	vs. San Diego Chargers	Brian Sipe	57 Att., 31 Comp., 375 Yards
10/25/1981	vs. Baltimore Colts	Brian Sipe	41 Att., 30 Comp., 444 Yards
12/5/1982	vs. San Diego Chargers	Brian Sipe	48 Att., 33 Comp., 338 Yards
1/2/1983	at Pittsburgh Steelers	Paul McDonald	47 Att., 22 Comp., 313 Yards
9/25/1983	at San Diego Chargers	Brian Sipe	44 Att., 27 Comp., 327 Yards
10/2/1983	vs. Seattle Seahawks	Brian Sipe	40 Att., 25 Comp., 310 Yards
10/16/1983	at Pittsburgh Steelers	Brian Sipe	49 Att., 27 Comp., 310 Yards
11/27/1983	vs. Baltimore Colts	Brian Sipe	33 Att., 20 Comp., 313 Yards
10/7/1984	vs. New England Patriots	Paul McDonald	37 Att., 23 Comp., 320 Yards
10/21/1984	at Cincinnati Bengals	Paul McDonald	47 Att., 27 Comp., 300 Yards
11/10/1986	vs. Miami Dolphins	Bernie Kosar	50 Att., 32 Comp., 401 Yards
11/23/1986	vs. Pittsburgh Steelers	Bernie Kosar	46 Att., 28 Comp., 414 Yards
1/3/1987	vs. New York Jets (playoffs)	Bernie Kosar	64 Att., 33 Comp., 489 Yards
9/13/1987	at New Orleans Saints	Bernie Kosar	39 Att., 28 Comp., 314 Yards
11/15/1987	vs. Buffalo Bills	Bernie Kosar	34 Att., 24 Comp., 346 Yards
1/17/1988	at Denver Broncos (playoffs)	Bernie Kosar	41 Att., 26 Comp., 356 Yards
10/23/1988	at Phoenix Cardinals	Bernie Kosar	43 Att., 25 Comp., 314 Yards
12/4/1988	vs. Dallas Cowboys	Bernie Kosar	27 Att., 19 Comp., 308 Yards
12/18/1988	vs. Houston Oilers	Don Strock	42 Att., 25 Comp., 326 Yards
12/10/1989	at Indianapolis Colts	Bernie Kosar	40 Att., 26 Comp., 353 Yards
10/8/1990	at Denver Broncos	Bernie Kosar	38 Att., 24 Comp., 318 Yards
12/22/1991	at Pittsburgh Steelers	Bernie Kosar	49 Att., 28 Comp., 335 Yards
11/15/1992	vs. San Diego Chargers	Mike Tomczak	32 Att., 18 Comp., 322 Yards
11/21/1993	vs. Houston Oilers	Todd Philcox	47 Att., 22 Comp., 316 Yards
12/12/1993	at Houston Oilers	Vinny Testaverde	37 Att., 19 Comp., 319 Yards
10/29/1995	at Cincinnati Bengals	Eric Zeier*	46 Att., 26 Comp., 310 Yards
12/3/1995	at San Diego Chargers	Vinny Testaverde	41 Att., 28 Comp., 303 Yards
12/24/1995	at Jacksonville Jaguars	Vinny Testaverde	45 Att., 28 Comp., 325 Yards
9/17/2000	vs. Pittsburgh Steelers	Tim Couch	31 Att., 23 Comp., 316 Yards
12/10/2000	vs. Philadelphia Eagles	Doug Pederson	40 Att., 29 Comp., 309 Yards
12/30/2001	at Tennessee Titans	Tim Couch	27 Att., 20 Comp., 336 Yards
9/8/2002	vs. Kansas City Chiefs	Kelly Holcomb	39 Att., 27 Comp., 326 Yards
9/22/2002	at Tennessee Titans	Tim Couch	50 Att., 36 Comp., 326 Yards
1/5/2003	at Pittsburgh Steelers (playoffs)	Kelly Holcomb	43 Att., 26 Comp., 429 Yards
11/16/2003	vs. Arizona Cardinals	Kelly Holcomb	35 Att., 29 Comp., 392 Yards
10/17/2004	vs. Cincinnati Bengals	Jeff Garcia	23 Att., 16 Comp., 310 Yards
11/28/2004	at Cincinnati Bengals	Kelly Holcomb	39 Att., 30 Comp., 413 Yards

*Denotes Rookie

9/18/2005	at Green Bay Packers	Trent Dilfer	32 Att., 21 Comp., 336 Yards
9/16/2007	vs. Cincinnati Bengals	Derek Anderson	33 Att., 20 Comp., 328 Yards
11/4/2007	vs. Seattle Seahawks	Derek Anderson	48 Att., 29 Comp., 364 Yards
12/2/2007	at Arizona Cardinals	Derek Anderson	41 Att., 21 Comp., 304 Yards
10/13/2008	vs. New York Giants	Derek Anderson	29 Att., 18 Comp., 310 Yards
11/22/2009	at Detroit Lions	Brady Quinn	33 Att., 21 Comp., 304 Yards
10/2/2011	vs. Tennessee Titans	Colt McCoy	61 Att., 40 Comp., 350 Yards
9/16/2012	at Cincinnati Bengals	Brandon Weeden*	37 Att., 26 Comp., 322 Yards
9/27/2012	at Baltimore Ravens	Brandon Weeden*	52 Att., 25 Comp., 320 Yards
12/2/2012	at Oakland Raiders	Brandon Weeden*	36 Att., 25 Comp., 364 Yards
9/22/2013	at Minnesota Vikings	Brian Hoyer	54 Att., 30 Comp., 321 Yards
12/1/2013	vs. Jacksonville Jaguars	Brandon Weeden	40 Att., 24 Comp., 370 Yards
12/8/2013	at New England Patriots	Jason Campbell	44 Att., 29 Comp., 391 Yards
11/2/2014	at Tampa Bay Buccaneers	Brian Hoyer	34 Att., 21 Comp., 300 Yards
11/16/2014	vs. Houston Texans	Brian Hoyer	50 Att., 20 Comp., 330 Yards
11/23/2014	at Atlanta Falcons	Brian Hoyer	40 Att., 23 Comp., 322 Yards
9/27/2015	vs. Oakland Raiders	Josh McCown	49 Att., 28 Comp., 341 Yards
10/4/2015	at San Diego Chargers	Josh McCown	41 Att., 32 Comp., 356 Yards
10/11/2015	at Baltimore Ravens	Josh McCown	51 Att., 36 Comp., 457 Yards
11/15/2015	at Pittsburgh Steelers	Johnny Manziel	45 Att., 33 Comp., 372 Yards
10/16/2016	at Tennessee Titans	Cody Kessler*	41 Att., 26 Comp., 336 Yards
10/30/2016	vs. New York Jets	Josh McCown	49 Att., 25 Comp., 341 Yards
11/27/2016	vs. New York Giants	Josh McCown	43 Att., 25 Comp., 322 Yards
12/31/2017	at Pittsburgh Steelers	DeShone Kizer*	30 Att., 16 Comp., 314 Yards

*Denotes Rookie

BROWNS TAKE FIRST TEAM FLIGHT

On Oct. 11, 1946, the Browns took their first team flight. Browns Head Coach Paul Brown innovated travel in professional sports as Cleveland became the first pro team that flew to all road games. In the photo below, the Browns are heading to New York for a Saturday night contest against the New York Yankees.



ALL-TIME 100-YARD RECEIVING GAMES

DATE	OPPONENT	PLAYER	REC, YARDS
9/16/1950	at Philadelphia Eagles	Mac Speedie	7 Rec., 109 Yards
9/24/1950	at Baltimore Colts	Dante Lavelli	5 Rec., 115 Yards
10/15/1950	vs. Chicago Cardinals	Dante Lavelli	6 Rec., 131 Yards
10/15/1950	vs. Chicago Cardinals	Mac Speedie	6 Rec., 106 Yards
12/10/1950	at Washington Redskins	Dub Jones	10 Rec., 161 Yards
12/24/1950	vs. Los Angeles Rams (playoffs)	Dante Lavelli	11 Rec., 128 Yards
9/30/1951	at San Francisco 49ers	Dub Jones	5 Rec., 143 Yards
10/27/1951	vs. New York Giants	Dub Jones	7 Rec., 116 Yards
11/25/1951	vs. Chicago Bears	Mac Speedie	6 Rec., 144 Yards
10/12/1952	vs. New York Giants	Mac Speedie	8 Rec., 161 Yards
10/19/1952	at Philadelphia Eagles	Dub Jones	6 Rec., 121 Yards
11/9/1952	vs. Chicago Cardinals	Mac Speedie	11 Rec., 157 Yards
11/16/1952	vs. Pittsburgh Steelers	Dante Lavelli	6 Rec., 107 Yards
11/23/1952	vs. Philadelphia Eagles	Mac Speedie	7 Rec., 156 Yards
11/30/1952	at Washington Redskins	Dante Lavelli	5 Rec., 106 Yards
12/14/1952	at New York Giants	Harry Jagade	4 Rec., 103 Yards
10/4/1953	at Chicago Cardinals	Dante Lavelli	4 Rec., 137 Yards
10/10/1953	vs. Philadelphia Eagles	Darrel Brewster	6 Rec., 122 Yards
11/15/1953	vs. San Francisco 49ers	Dante Lavelli	6 Rec., 137 Yards
11/29/1953	vs. Chicago Cardinals	Ray Renfro	4 Rec., 105 Yards
12/6/1953	vs. New York Giants	Darrel Brewster	7 Rec., 182 Yards
12/13/1953	at Philadelphia Eagles	Darrel Brewster	5 Rec., 103 Yards
10/17/1954	at Pittsburgh Steelers	Dante Lavelli	7 Rec., 134 Yards
11/7/1954	vs. Washington Redskins	Darrel Brewster	7 Rec., 114 Yards
11/28/1954	at New York Giants	Darrel Brewster	8 Rec., 126 Yards
12/5/1954	at Washington Redskins	Dante Lavelli	5 Rec., 128 Yards
10/9/1955	vs. Philadelphia Eagles	Dante Lavelli	6 Rec., 108 Yards
10/16/1955	at Washington Redskins	Darrel Brewster	6 Rec., 109 Yards
11/27/1955	at New York Giants	Darrel Brewster	5 Rec., 107 Yards
11/27/1955	at New York Giants	Ray Renfro	5 Rec., 130 Yards
12/11/1955	vs. Chicago Cardinals	Ray Renfro	6 Rec., 110 Yards
11/11/1956	vs. Baltimore Colts	Ray Renfro	5 Rec., 100 Yards
10/13/1957	vs. Philadelphia Eagles	Darrel Brewster	4 Rec., 105 Yards
11/3/1957	vs. Washington Redskins	Darrel Brewster	5 Rec., 103 Yards
11/17/1957	at Washington Redskins	Darrel Brewster	6 Rec., 124 Yards
11/17/1957	at Washington Redskins	Ray Renfro	4 Rec., 113 Yards
11/17/1957	at Washington Redskins	Preston Carpenter	6 Rec., 112 Yards
12/1/1957	vs. Chicago Cardinals	Ray Renfro	3 Rec., 109 Yards
12/15/1957	at New York Giants	Ray Renfro	4 Rec., 130 Yards
10/5/1958	at Pittsburgh Steelers	Preston Carpenter	7 Rec., 131 Yards
10/26/1958	at Chicago Cardinals	Ray Renfro	5 Rec., 108 Yards
11/16/1958	at Washington Redskins	Preston Carpenter	4 Rec., 115 Yards
11/30/1958	vs. Washington Redskins	Ray Renfro	3 Rec., 100 Yards
10/25/1959	vs. Washington Redskins	Bobby Mitchell	3 Rec., 107 Yards
11/22/1959	vs. Pittsburgh Steelers	Ray Renfro	5 Rec., 161 Yards
10/2/1960	vs. Pittsburgh Steelers	Rich Kreitling	3 Rec., 157 Yards
11/20/1960	at Pittsburgh Steelers	Gern Nagler	10 Rec., 177 Yards
12/15/1960	at New York Giants	Bobby Mitchell	9 Rec., 133 Yards
9/17/1961	at Philadelphia Eagles	Ray Renfro	4 Rec., 104 Yards
10/15/1961	vs. Green Bay Packers	Ray Renfro	7 Rec., 100 Yards
11/26/1961	vs. New York Giants	Ray Renfro	7 Rec., 166 Yards
10/21/1962	at St. Louis Cardinals	Ray Renfro	6 Rec., 152 Yards
12/2/1962	at Dallas Cowboys	Rich Kreitling	7 Rec., 125 Yards
9/15/1963	vs. Washington Redskins	Jim Brown	3 Rec., 100 Yards
12/1/1963	at St. Louis Cardinals	Gary Collins	4 Rec., 100 Yards
12/27/1964	vs. Baltimore Colts (playoffs)	Gary Collins	5 Rec., 130 Yards
9/20/1964	vs. St. Louis Cardinals	Gary Collins	6 Rec., 105 Yards
10/4/1964	vs. Dallas Cowboys	Paul Warfield*	5 Rec., 123 Yards
11/22/1964	at Green Bay Packers	Paul Warfield*	7 Rec., 126 Yards
12/12/1964	at New York Giants	Paul Warfield*	5 Rec., 103 Yards
9/26/1965	vs. St. Louis Cardinals	Gary Collins	6 Rec., 116 Yards
10/24/1965	at New York Giants	Gary Collins	3 Rec., 121 Yards
10/31/1965	vs. Minnesota Vikings	Gary Collins	4 Rec., 116 Yards
11/7/1965	vs. Philadelphia Eagles	Gary Collins	8 Rec., 128 Yards
11/14/1965	vs. New York Giants	Emie Green	7 Rec., 160 Yards
12/4/1966	vs. New York Giants	Gary Collins	5 Rec., 120 Yards
12/17/1966	at St. Louis Cardinals	Paul Warfield	6 Rec., 161 Yards
12/17/1966	at St. Louis Cardinals	Gary Collins	5 Rec., 126 Yards
10/1/1967	at New Orleans Saints	Paul Warfield	4 Rec., 107 Yards
10/22/1967	vs. Chicago Bears	Gary Collins	7 Rec., 106 Yards
10/29/1967	at New York Giants	Paul Warfield	5 Rec., 126 Yards
10/13/1968	vs. St. Louis Cardinals	Milt Morin	8 Rec., 151 Yards
11/10/1968	vs. New Orleans Saints	Paul Warfield	5 Rec., 107 Yards
11/10/1968	vs. New Orleans Saints	Leroy Kelly	3 Rec., 104 Yards
11/17/1968	at Pittsburgh Steelers	Milt Morin	5 Rec., 103 Yards
11/24/1968	vs. Philadelphia Eagles	Milt Morin	2 Rec., 108 Yards
12/1/1968	vs. New York Giants	Paul Warfield	6 Rec., 137 Yards
12/8/1968	at Washington Redskins	Milt Morin	6 Rec., 133 Yards

 STAFF
 PLAYERS
 2017 SEASON
 HISTORY
 RECORDS
 GAME DAY

DATE	OPPONENT	PLAYER	REC, YARDS
12/14/1968	at St. Louis Cardinals	Paul Warfield	3 Rec., 104 Yards
10/5/1969	vs. Detroit Lions	Paul Warfield	7 Rec., 106 Yards
10/18/1969	vs. Pittsburgh Steelers	Gary Collins	7 Rec., 103 Yards
11/2/1969	vs. Dallas Cowboys	Milt Morin	7 Rec., 101 Yards
11/16/1969	at Pittsburgh Steelers	Paul Warfield	5 Rec., 132 Yards
11/30/1969	at Chicago Bears	Gary Collins	6 Rec., 126 Yards
12/14/1969	at St. Louis Cardinals	Paul Warfield	4 Rec., 119 Yards
9/27/1970	at San Francisco 49ers	Fair Hooker	4 Rec., 157 Yards
11/22/1970	vs. Houston Oilers	Chip Glass	3 Rec., 102 Yards
10/10/1971	vs. Pittsburgh Steelers	Milt Morin	8 Rec., 126 Yards
11/14/1971	at Kansas City Chiefs	Frank Pitts	5 Rec., 129 Yards
12/5/1971	vs. Cincinnati Bengals	Frank Pitts	5 Rec., 103 Yards
10/1/1972	vs. Cincinnati Bengals	Frank Pitts	4 Rec., 105 Yards
10/27/1974	vs. Denver Broncos	Hugh McKinnis	6 Rec., 111 Yards
11/23/1975	vs. Cincinnati Bengals	Greg Pruitt	7 Rec., 106 Yards
12/14/1975	vs. Kansas City Chiefs	Reggie Rucker	6 Rec., 130 Yards
10/3/1976	vs. Cincinnati Bengals	Reggie Rucker	9 Rec., 141 Yards
11/13/1977	at Pittsburgh Steelers	Reggie Rucker	4 Rec., 104 Yards
9/3/1978	vs. San Francisco 49ers	Reggie Rucker	3 Rec., 113 Yards
11/5/1978	at Houston Oilers	Ozzie Newsome*	4 Rec., 124 Yards
11/19/1978	at Baltimore Colts	Reggie Rucker	6 Rec., 123 Yards
11/19/1978	at Baltimore Colts	Calvin Hill	3 Rec., 113 Yards
9/2/1979	at New York Jets	Dave Logan	6 Rec., 115 Yards
11/4/1979	at Philadelphia Eagles	Reggie Rucker	5 Rec., 106 Yards
11/18/1979	vs. Miami Dolphins	Reggie Rucker	9 Rec., 177 Yards
11/25/1979	at Pittsburgh Steelers	Dave Logan	7 Rec., 135 Yards
9/21/1980	vs. Kansas City Chiefs	Charles White*	7 Rec., 100 Yards
10/26/1980	vs. Pittsburgh Steelers	Dave Logan	8 Rec., 131 Yards
12/7/1980	vs. New York Jets	Reggie Rucker	5 Rec., 108 Yards
10/11/1981	at Pittsburgh Steelers	Ozzie Newsome	5 Rec., 120 Yards
10/18/1981	vs. New Orleans Saints	Greg Pruitt	7 Rec., 113 Yards
10/25/1981	vs. Baltimore Colts	Greg Pruitt	9 Rec., 104 Yards
12/20/1981	at Seattle Seahawks	Dave Logan	5 Rec., 101 Yards
9/19/1982	vs. Philadelphia Eagles	Ozzie Newsome	8 Rec., 122 Yards
12/5/1982	vs. San Diego Chargers	Ozzie Newsome	10 Rec., 140 Yards
1/2/1983	at Pittsburgh Steelers	Ozzie Newsome	9 Rec., 123 Yards
1/2/1983	at Pittsburgh Steelers	Ricky Feacher	7 Rec., 109 Yards
1/8/1983	at Los Angeles Raiders (playoffs)	Ricky Feacher	4 Rec., 124 Yards
9/25/1983	at San Diego Chargers	Dave Logan	8 Rec., 121 Yards
10/16/1983	at Pittsburgh Steelers	Ozzie Newsome	9 Rec., 103 Yards
11/27/1983	vs. Baltimore Colts	Ozzie Newsome	8 Rec., 108 Yards
9/16/1984	vs. Denver Broncos	Dunel Harris	5 Rec., 104 Yards
10/7/1984	vs. New England Patriots	Dunel Harris	8 Rec., 136 Yards
10/14/1984	vs. New York Jets	Ozzie Newsome	14 Rec., 191 Yards
11/25/1984	vs. Houston Oilers	Ozzie Newsome	10 Rec., 102 Yards
10/6/1985	vs. New England Patriots	Brian Brennan	7 Rec., 104 Yards
10/13/1985	at Houston Oilers	Clarence Weathers	3 Rec., 146 Yards
9/14/1986	at Houston Oilers	Reggie Langhorne	3 Rec., 115 Yards
10/5/1986	at Pittsburgh Steelers	Reggie Langhorne	4 Rec., 108 Yards
11/23/1986	vs. Pittsburgh Steelers	Webster Slaughter*	6 Rec., 134 Yards
12/21/1986	vs. San Diego Chargers	Brian Brennan	7 Rec., 176 Yards
1/3/1987	vs. New York Jets (playoffs)	Ozzie Newsome	6 Rec., 114 Yards
10/18/1987	at Cincinnati Bengals	Brian Brennan	10 Rec., 139 Yards
12/13/1987	vs. Cincinnati Bengals	Webster Slaughter	5 Rec., 119 Yards
12/20/1987	at Los Angeles Raiders	Webster Slaughter	7 Rec., 115 Yards
1/17/1988	at Denver Broncos (playoffs)	Earnest Byner	7 Rec., 120 Yards
10/30/1988	vs. Cincinnati Bengals	Clarence Weathers	7 Rec., 140 Yards
12/18/1988	vs. Houston Oilers	Webster Slaughter	6 Rec., 136 Yards
10/15/1989	vs. Pittsburgh Steelers	Webster Slaughter	7 Rec., 106 Yards
10/23/1989	vs. Chicago Bears	Webster Slaughter	8 Rec., 186 Yards
10/29/1989	vs. Houston Oilers	Webster Slaughter	4 Rec., 184 Yards
12/10/1989	at Indianapolis Colts	Webster Slaughter	6 Rec., 152 Yards
12/17/1989	vs. Minnesota Vikings	Reggie Langhorne	6 Rec., 140 Yards
1/6/1990	vs. Buffalo Bills (playoffs)	Webster Slaughter	3 Rec., 114 Yards
10/8/1990	at Denver Broncos	Webster Slaughter	7 Rec., 123 Yards
11/18/1990	vs. Houston Oilers	Webster Slaughter	6 Rec., 104 Yards
12/30/1990	at Cincinnati Bengals	Webster Slaughter	6 Rec., 115 Yards
9/15/1991	vs. Cincinnati Bengals	Webster Slaughter	8 Rec., 107 Yards
11/3/1991	at Cincinnati Bengals	Webster Slaughter	5 Rec., 107 Yards
11/17/1991	at Houston Oilers	Leroy Hoard	10 Rec., 107 Yards
12/22/1991	at Pittsburgh Steelers	Webster Slaughter	11 Rec., 138 Yards
9/20/1992	at Los Angeles Raiders	Eric Metcalf	5 Rec., 177 Yards
11/15/1992	vs. San Diego Chargers	Lawyer Tillman	8 Rec., 148 Yards
9/13/1993	vs. San Francisco 49ers	Michael Jackson	5 Rec., 105 Yards
10/24/1993	vs. Pittsburgh Steelers	Michael Jackson	2 Rec., 106 Yards
11/21/1993	vs. Houston Oilers	Mark Carrier	7 Rec., 123 Yards
12/12/1993	at Houston Oilers	Eric Metcalf	5 Rec., 101 Yards
1/2/1994	at Pittsburgh Steelers	Mark Carrier	4 Rec., 118 Yards
9/18/1994	vs. Arizona Cardinals	Derrick Alexander*	6 Rec., 136 Yards
10/2/1994	vs. New York Jets	Derrick Alexander*	7 Rec., 105 Yards

DATE	OPPONENT	PLAYER	REC, YARDS
12/4/1994	vs. New York Giants	Derrick Alexander*	7 Rec., 171 Yards
11/1/1995	vs. New England Patriots (playoffs)	Michael Jackson	7 Rec., 122 Yards
9/3/1995	at New England Patriots	Michael Jackson	7 Rec., 157 Yards
10/2/1995	vs. Buffalo Bills	Andre Rison	6 Rec., 126 Yards
10/22/1995	vs. Jacksonville Jaguars	Rico Smith	6 Rec., 106 Yards
10/29/1995	at Cincinnati Bengals	Andre Rison	7 Rec., 173 Yards
11/19/1995	vs. Green Bay Packers	Keenan McCardell	4 Rec., 102 Yards
12/24/1995	at Jacksonville Jaguars	Michael Jackson	7 Rec., 130 Yards
10/3/1999	vs. New England Patriots	Kevin Johnson*	6 Rec., 131 Yards
12/12/1999	at Cincinnati Bengals	Kevin Johnson*	7 Rec., 135 Yards
12/19/1999	vs. Jacksonville Jaguars	Darrin Chiaverini*	10 Rec., 108 Yards
10/1/2000	vs. Baltimore Ravens	David Patten	7 Rec., 113 Yards
10/29/2000	vs. Cincinnati Bengals	Kevin Johnson	6 Rec., 102 Yards
10/14/2001	at Cincinnati Bengals	Kevin Johnson	8 Rec., 153 Yards
11/25/2001	vs. Cincinnati Bengals	Kevin Johnson	6 Rec., 113 Yards
9/8/2002	vs. Kansas City Chiefs	Quincy Morgan	9 Rec., 151 Yards
10/6/2002	vs. Baltimore Ravens	Dennis Northcutt	8 Rec., 165 Yards
12/8/2002	at Jacksonville Jaguars	Quincy Morgan	3 Rec., 118 Yards
1/5/2003	at Pittsburgh Steelers (playoffs)	Kevin Johnson	4 Rec., 140 Yards
9/21/2003	at San Francisco 49ers	Kevin Johnson	11 Rec., 109 Yards
11/16/2003	vs. Arizona Cardinals	Andre' Davis	7 Rec., 117 Yards
11/16/2003	vs. Arizona Cardinals	Quincy Morgan	5 Rec., 116 Yards
12/14/2003	at Denver Broncos	Dennis Northcutt	3 Rec., 115 Yards
10/10/2004	at Pittsburgh Steelers	Andre Davis	5 Rec., 101 Yards
10/17/2004	vs. Cincinnati Bengals	Lee Suggs	5 Rec., 100 Yards
11/28/2004	at Cincinnati Bengals	Antonio Bryant	8 Rec., 131 Yards
12/5/2004	vs. New England Patriots	Antonio Bryant	7 Rec., 115 Yards
12/26/2004	at Miami Dolphins	Dennis Northcutt	4 Rec., 114 Yards
9/11/2005	vs. Cincinnati Bengals	Frisman Jackson	8 Rec., 128 Yards
9/18/2005	at Green Bay Packers	Braylon Edwards*	3 Rec., 107 Yards
9/18/2005	at Green Bay Packers	Steve Heiden	6 Rec., 104 Yards
1/1/2006	vs. Baltimore Ravens	Antonio Bryant	9 Rec., 123 Yards
9/17/2006	at Cincinnati Bengals	Braylon Edwards	4 Rec., 110 Yards
9/24/2006	vs. Baltimore Ravens	Braylon Edwards	5 Rec., 116 Yards
11/19/2006	vs. Pittsburgh Steelers	Braylon Edwards	7 Rec., 137 Yards
12/7/2006	at Pittsburgh Steelers	Joe Jurevicius	7 Rec., 111 Yards
9/16/2007	vs. Cincinnati Bengals	Kellen Winslow	6 Rec., 100 Yards
9/16/2007	vs. Cincinnati Bengals	Braylon Edwards	8 Rec., 146 Yards
10/7/2007	at New England Patriots	Braylon Edwards	6 Rec., 110 Yards
10/28/2007	at St. Louis Rams	Braylon Edwards	8 Rec., 117 Yards
11/4/2007	vs. Seattle Seahawks	Kellen Winslow	11 Rec., 125 Yards
11/25/2007	vs. Houston Texans	Kellen Winslow	10 Rec., 107 Yards
12/2/2007	at Arizona Cardinals	Braylon Edwards	7 Rec., 149 Yards
10/13/2008	vs. New York Giants	Braylon Edwards	5 Rec., 154 Yards
11/17/2008	at Buffalo Bills	Braylon Edwards	8 Rec., 104 Yards
12/15/2008	at Philadelphia Eagles	Braylon Edwards	5 Rec., 102 Yards
10/4/2009	vs. Cincinnati Bengals	Mohamed Massaquoi†	8 Rec., 148 Yards
11/22/2009	at Detroit Lions	Mohamed Massaquoi†	5 Rec., 115 Yards
12/5/2010	at Miami Dolphins	Benjamin Watson	10 Rec., 100 Yards
12/18/2011	at Arizona Cardinals	Greg Little*	5 Rec., 131 Yards
12/2/2012	at Oakland Raiders	Josh Gordon*	6 Rec., 116 Yards
9/8/2013	vs. Miami Dolphins	Jordan Cameron	9 Rec., 108 Yards
9/22/2013	at Minnesota Vikings	Josh Gordon	10 Rec., 146 Yards
10/13/2013	vs. Detroit Lions	Josh Gordon	7 Rec., 126 Yards
10/27/2013	at Kansas City Chiefs	Josh Gordon	5 Rec., 132 Yards
11/3/2013	vs. Baltimore Ravens	Greg Little	7 Rec., 122 Yards
11/17/2013	at Cincinnati Bengals	Josh Gordon	5 Rec., 125 Yards
11/24/2013	vs. Pittsburgh Steelers	Josh Gordon	14 Rec., 237 Yards
12/1/2013	vs. Jacksonville Jaguars	Josh Gordon	10 Rec., 261 Yards
12/8/2013	at New England Patriots	Jordan Cameron	9 Rec., 121 Yards
12/8/2013	at New England Patriots	Josh Gordon	7 Rec., 151 Yards
10/12/2014	vs. Pittsburgh Steelers	Jordan Cameron	3 Rec., 102 Yards
10/19/2014	at Jacksonville Jaguars	Andrew Hawkins	5 Rec., 112 Yards
11/23/2014	at Atlanta Falcons	Josh Gordon	8 Rec., 120 Yards
9/20/2015	vs. Tennessee Titans	Travis Benjamin	3 Rec., 115 Yards
9/27/2015	vs. Oakland Raiders	Gary Barnidge	6 Rec., 105 Yards
10/11/2015	at Baltimore Ravens	Gary Barnidge	8 Rec., 139 Yards
10/18/2015	vs. Denver Broncos	Travis Benjamin	9 Rec., 117 Yards
10/25/2015	at St. Louis Rams	Gary Barnidge	6 Rec., 101 Yards
11/15/2015	at Pittsburgh Steelers	Travis Benjamin	7 Rec., 113 Yards
12/13/2015	vs. San Francisco 49ers	Brian Hartline	8 Rec., 107 Yards
9/18/2016	vs. Baltimore Ravens	Corey Coleman*	5 Rec., 104 Yards
9/25/2016	at Miami Dolphins	Terrelle Pryor Sr.	8 Rec., 144 Yards
10/30/2016	vs. New York Jets	Terrelle Pryor Sr.	6 Rec., 101 Yards
11/27/2016	vs. New York Giants	Terrelle Pryor Sr.	6 Rec., 131 Yards
12/31/2017	at Pittsburgh Steelers	Josh Gordon	4 Rec., 115 Yards

*Denotes Rookie



**GAME
DAY**

FIRSTENERGY STADIUM, HOME OF THE CLEVELAND BROWNS



FirstEnergy Stadium is home not only to a storied football franchise but also to a dedicated, passionate group of people who are the world's greatest fans. At FirstEnergy Stadium, fans take pride in supporting their team in a safe, enthusiastic and family-oriented atmosphere. This special combination of sportsmanship and exhilaration makes Sunday afternoons with the Browns a memorable experience.

FirstEnergy Stadium was built on the hallowed ground of the old Municipal Stadium. The lakefront is home of the Cleveland Browns, where the legendary Coach Paul Brown established Cleveland's first football dynasty in the 1940s and 16 Cleveland Browns established their credentials for induction into the Pro Football Hall of Fame in Canton. In 2010, the team's Pro Football Hall of Fame enshrinees were further honored by the unveiling of their names in the Ring of Honor, which recognizes their contributions to the Cleveland Browns organization. The names of these 16 greats are now permanently displayed on the facade of the stadium's upper deck, while Joe Thomas' historic consecutive offensive snaps played streak will also be recognized when "10,363" is added to the Ring of Honor and unveiled at a 2018 home game.

FirstEnergy Stadium is a celebration of the city's renaissance, drawing people to the lakefront every day. The crown jewel of the North Coast Harbor, FirstEnergy Stadium is located next to the Rock and Roll Hall of Fame and Museum and the Great Lakes Science Center. While on the south side of the stadium, fans can grab items to represent their favorite team at the Pro Shop, where all of the the team's proceeds from within the location are then donated to benefit the Northeast Ohio community.

NOT JUST FOR BROWNS GAMES

FirstEnergy Stadium also plays host to various major events and is available for private functions such as wedding receptions, proms, holiday parties and business luncheons. In 2018, the stadium welcomed the U.S. Soccer Women's National Team for a friendly against China PR, as well as two major stadium tours – Taylor Swift's reputation tour and the JAY-Z and Beyoncé OTR II tour.

In 2017, the facility hosted a U2 concert and an international soccer doubleheader during the 2017 CONCACAF Gold Cup. On June 5, 2016, the stadium welcomed the U.S. Soccer Women's National Team for the second leg of a two-game friendly series against Japan.

In 2015, FirstEnergy Stadium welcomed One Direction and Luke Bryan for top-notch concerts. In 2012, "The Brothers of the Sun Tour," featuring Kenny Chesney and Tim McGraw, came to FirstEnergy Stadium. The stadium has also played host to Kenny Chesney concerts in 2007 and 2008, as well as The Three Tenors (2000), George Strait (2000) and *NSYNC (2001).

On May 29, 2013, the U.S. Men's National Team hosted Belgium for the first international soccer match at the stadium since 2006. On six occasions since 2005, the High School Charity Games have been staged at FirstEnergy Stadium, showcasing some of the top area high school football talent. College football has been a regular on FirstEnergy Stadium's docket. On September 21, 2013, Tuskegee University and Winston Salem State University squared off in the Third Annual Cleveland Classic HBCU football game. From 2006-2013, a college game was played at the stadium each year except 2010.

FIRSTENERGY STADIUM RENOVATION, 2014-2015



In 2015, the Browns completed a two-year, \$125 million modernization project that was launched by Dee and Jimmy Haslam in 2013. The Browns, with the City of Cleveland and Mayor Frank Jackson's support, now provide the team and its fans a top-tier NFL facility, one with a significant home-field advantage charged by the Dawg Pound.

"This renovation is a result of wanting to create the best fan experience in the NFL, and also to create a venue to attract other world-class events at FirstEnergy Stadium," said Jimmy Haslam. "We realize the transformative opportunity of this investment for the City of Cleveland. We're excited to reward our fans and the community with the experience they deserve."

All facets of the renovation were incorporated with the mission to provide Browns fans an enhanced in-game experience, while also improving the team's home-field advantage, bolstered by the NFL's most loyal and passionate fan base.

In 2015, the modernization revitalized the look and feel of the stadium's external and internal features, creating a vibrant environment that highlights Cleveland and the Browns' illustrious history. In addition to upgrading lighting, signage and way-finding throughout the concourses, high-definition graphics inside and outside the stadium now depict current players, Browns legends, the historic Dawg Pound and the best fans in the league.

During Phase II, the Browns also increased the availability of Cleveland chef partner options and general concessions for all fans, focusing on Cleveland tastes. Renovated dining locations and upgraded food and beverage amenities were added, including new concepts and offerings, in addition to modernized facades, signage, menu boards and way-finding throughout the stadium. All 35 permanent concession stands were remodeled.

Prior to the end of the 2015 season, the team installed and fully optimized a new WiFi system to offer fans increased access through their mobile devices, including to track stats and scores across the league and additional team information through the Browns Mobile App.


In an effort to further highlight the team's connection to Cleveland and its thriving food scene, celebrity chef concepts including Michael Symon's B Spot and Rocco Whalen's Great Lakes Cheesesteaks are now featured in the 100 and 500 levels of the stadium.

The Browns began their food and beverage transformation through an expanded partnership with Aramark, which in 2014 became FirstEnergy Stadium's general concessionaire after serving as the facility's premium dining and catering company since 2012. During Phase I, the team incorporated menu items from many of Cleveland's award-winning chefs that previously were only available in premium areas. The first stage of the renovation created new stands in general concession locations, highlighted by Symon's B Spot in the west end zone and a new concept from Whalen, Great Lakes Cheesesteaks, in the east end zone.

In the second phase, the team also modernized premium areas, including upgrading all club seats and suites, while adding more top-level entertainment areas. A field-level hospitality location has been constructed opposite of the Browns' locker room, while the Grille Club, north and south clubs and upper- and lower-level suites were restructured and refurbished, with every facet of each area receiving fresh upgrades.



FIRSTENERGY STADIUM RENOVATION, 2014-2015



During Phase I, the Browns installed two new angled video boards that measure approximately 6,900 square feet, nearly triple the size of the old units. The boards, which are equivalent in size to 645 60-inch HD televisions, are 32 feet lower and 56 feet closer to the field, further enhancing their impact on all fans' viewing experience. New LED video boards, which feature stats, scores and information, as well as new and upgraded LED ribbon boards, were installed throughout the stadium.

The new video elements are complemented by an entirely new audio system, delivering crisper, clearer audio throughout the stadium. The main bowl's system was entirely replaced with best-in-class audio equipment, and is supported by additional speaker locations throughout the complex that improved clarity to previously shadowed areas. With the new video and audio systems, the Browns have incorporated state-of-the-art technologies that impress fans with high-level scoreboard programming and concert-quality sound.

In 2014, the project also increased the lower bowl's seating capacity while improving sightlines. Many Browns fans are now seated closer to the field and observe dramatically better views of the game, fostering a more intimate environment while enhancing the team's home-field advantage. In addition to creating more prime locations for fans, the Browns expanded ADA seating in the project's first phase.

Easing in-stadium access for fans was another priority in the renovation's initial stage. Two escalators were installed in both the east and west end zones to ensure the most fluid, convenient movement in and between stadium levels. There are now 12 escalators that provide access to stadium concourses, including direct access to the 300 and 500 levels.

For the first time in 2014, FirstEnergy Stadium featured fan decks that host unique engagement areas in both end zones. Each deck offers a special in-stadium viewing experience, with fans gaining access to new locations and activations while still being able to watch the game live.



FIRSTENERGY STADIUM VIDEO BOARD QUICK FACTS

- *Approximately 6,900 square feet, nearly triple the size of the old units*
- *Built by Daktronics*
- *15HD pixel layout*
- *Measure 40 feet x 192 feet -- 192 feet across the top, 178 feet across the middle, 132 feet across the middle*
- *Equivalent in size to 645 60-inch HD television sets*
- *Comparable in size to the avg. U.S. home (2,200 square feet), plus a full-size basketball court (4,700 square feet)*
- *32 feet lower and 56 feet closer to the field*

STAFF

PLAYERS

2017 SEASON

HISTORY

RECORDS

GAME DAY

CLEVELAND BROWNS TRAINING AND ADMINISTRATIVE COMPLEX

The Cleveland Browns Training Facility is located in Berea, Ohio, where it sits on 13 acres of land. The building originally opened in August of 1991 and has undergone many renovations since then. The 115,000 square foot building has two floors, both of which have been renovated over the past few years.

Prior to the 2016 season, the Browns made significant upgrades to the building's exterior and interior, focusing primarily on improving player areas to provide the team's coaches and players with best-in-class resources, by adding 25,000 square feet and renovating an additional 25,000 square feet of the facility. In addition to increasing the size of office and meeting spaces, Cleveland redesigned the locker room, player meeting rooms, player lounge, cafeteria and training room, including the installation of a lap pool and new hot and cold tubs.

During the 2013 offseason, the facility's second floor underwent a 36,000 square foot renovation. The new space boasts an open floor plan and was designed to create a vibrant, energetic and collaborative space for the club's football and business operations. The new space houses a state-of-the-art media studio where radio and television production take place in house.

Connected to the facility is the team's 60,000 square foot indoor field house. The facility also hosts four regulation-size natural grass practice fields ideal for year-round football operations, including the club's training camp.

The Cleveland Browns and City of Berea agreed to a lease amendment that guarantees the team's facility will remain in Berea through at least 2028.



CLEVELAND BROWNS TRAINING CAMP HISTORY

The Browns Training and Administrative Complex will host 2018 Browns training camp, which marks the 24th time (1992-95, 1999-2017) the team will have conducted training camp at the facility. Training camp is in association with FirstEnergy and Discount Drug Mart.

Bowling Green State University.....	1946-51
Hiram College.....	1952-74
Kent State University.....	1975-81
Lakeland Community College.....	1982-91
Berea.....	1992-95, 1999-2017



CLEVELAND BROWNS LOGO HISTORY

The Cleveland Browns have had six primary logos during the team's history, the most recent of which was introduced prior to the 2015 season. Complementing the iconic helmet logo, the team has also used various secondary marks throughout its history, including ones to celebrate the Dawg Pound, the team's return to Cleveland in 1999 and other anniversaries.

NOTES

STAFF

PLAYERS

2017 SEASON

HISTORY

RECORDS

GAME DAY



Taking
care of the
Browns.
Taking
care of you.

University Hospitals
From pediatrics to ortho, and
oncology to sports medicine,
we're advancing the science of
health and the art of compassion.
uhhospitals.org
1-866-UH4-CARE



THE OFFICIAL HEALTH CARE PARTNER OF THE
CLEVELAND BROWNS



Stronger. Faster. Tougher.

FirstEnergy is a proud partner—and diehard fan—of the Cleveland Browns.

FirstEnergy[®]